



Agenda

January 25, 2018

6:00 p.m.—New River Valley Business Center, Fairlawn

- I. **CALL TO ORDER**
- II. **CONSENT AGENDA**
 - A. Approval of Minutes for November
 - B. [Approval of Treasurer's Report for November and December](#)
- III. **COMMONWEALTH INTERGOVERNMENTAL REVIEW PROCESS**
 - A. Projects (Signed-off by the staff)
 - 1. VADEQ FY18 Brownfields Assessment Grant
 - 2. NRVCS Vehicle Purchase
 - 3. NRVSS Vehicle Purchase
 - 4. Giles Health & Family Center Vehicle Purchase
 - B. Regular Project Review
 - None
 - C. Environmental Project Review
 - None
- IV. **PUBLIC ADDRESS**
- V. **REVIEW OF MUTUAL CONCERNS AND COMMISSIONERS' REPORTS**
- VI. **CHAIR'S REPORT**
- VII. [EXECUTIVE DIRECTOR'S REPORT](#)
- VIII. **OLD BUSINESS**
- IX. **NEW BUSINESS**
 - A. [Regional Commission FY17-18 Work Program Overview](#)
 - Presentation by Regional Commission Staff
 - Commission Discussion
 - B. [Regional Commission Awards – Review Criteria and Process](#)
 - Commission Discussion
 - C. Next Meeting February 22nd at 6:00pm

All meeting materials posted on the Commission website www.nrvrc.org

The New River Valley Regional Commission provides area wide planning for the physical, social, and economic elements of the district; encourages and assists local governments in planning for their future; provides a means of coordinating federal, state, and local efforts to resolve area problems; provides a forum for review of mutual concerns; and implements services upon request of member local governments.



6580 Valley Center Drive | Suite 124 | Radford, VA 24141 | 540-639-9313

NRVRC.ORG

MEMORANDUM

To: NRVRC Board Members
From: Janet McNew, Finance Director
Date: December 20, 2017
Re: November 2017 Financial Statements

The November 2017 Agencywide Revenue and Expenditure Report and Balance Sheet are enclosed for your review.

The Agencywide Revenue and Expense report compares actual year to date receipts and expenses to the FY17-18 budget adopted by the Commission at the June 22, 2017 meeting. The financial operations of the agency are somewhat fluid and projects, added and modified throughout the year, impact the adopted budget.

As of month-end November 2017 (41.7% of the fiscal year), overall year to date revenues are 35.28% and expenses are 35.02% of adopted budget. Monthly revenue lags expense (\$80,207) due to the number of quarter end and benchmark projects that cannot be invoiced at this time. The balance sheet entry, Net Projects, reflects this amount (\$84,712). Year to date revenue position is a positive \$13,882.

The two largest budget expense lines, Salary and Fringe, are in line with budget at 40.73% and 38.73%, respectively. We have previously reported on line items exceeding adopted budget including Printing at 61%, Media Ad/Outreach at 155%, Training/Staff Development at 70%, Insurance at 91%, and Professional Services at 65% of adopted budget. This month, Travel at 46% and Postage at 44%, slightly exceed adopted budget. Travel overage is primarily fall conference travel for EDA and Ridesolutions programs. Postage is heavy due to increased cost of mailing annual reports.

Media Ad/Outreach expenses are related to Workforce operations and are heavy due to authorized expenses for a project that closed in August. The overage in Training/Staff Development is also related to Workforce operations. Printing expense is related to production of the FY17 annual report. Insurance expenses are annual premiums. Professional Services is primarily the audit fee at \$9,240, which is cost shared with Workforce on a 50/50 basis.

Strengthening the Region through Collaboration

Counties

Floyd | Giles
Montgomery | Pulaski

City

Radford

Towns

Blacksburg | Christiansburg
Floyd | Narrows | Pearisburg
Pulaski | Rich Creek

Universities

Virginia Tech
Radford University

New River Valley Regional Commission
Agencywide Revenue and Expenditures - November 2017

FY17-18 Budget		(41.7% of fiscal year)			
Adopted 6/22/2017		November 2017	YTD	Under/Over	% Budget
Anticipated Revenues					
ARC	75,668.00	0.00	34,334.00	41,334.00	45.37%
ARC - Prices Fork	12,000.00	0.00	0.00	12,000.00	0.00%
ARC - Industry Mapping	35,000.00	0.00	0.00	35,000.00	0.00%
LOCAL ASSESSMENT	231,183.48	485.04	221,857.33	9,326.15	95.97%
DHCD - Administrative Grant	75,971.00	0.00	37,985.00	37,986.00	50.00%
EDA	70,000.00	0.00	35,000.00	35,000.00	50.00%
Workforce Fiscal Agent	60,000.00	0.00	40,000.00	20,000.00	66.67%
Workforce Funding	2,141,050.00	122,141.39	717,453.67	1,423,596.33	33.51%
Workforce Pathways Fiscal Agent	50,000.00	0.00	25,000.00	25,000.00	50.00%
VDOT	58,000.00	0.00	15,127.42	42,872.58	26.08%
VDOT - Rocky Knob Project	80,000.00	0.00	2,527.52	77,472.48	3.16%
Floyd Town	0.00	0.00	1,219.46	-1,219.46	0.00%
Floyd Co EDA	4,500.00	0.00	2,129.45	2,370.55	47.32%
Giles County	51,375.00	2,293.04	7,422.53	43,952.47	14.45%
Narrows Town	41,000.00	0.00	0.00	41,000.00	0.00%
Rich Creek Town	8,118.47	0.00	968.81	7,149.66	11.93%
Montgomery County	32,106.83	0.00	1,000.00	31,106.83	3.11%
Blacksburg Town	11,000.00	1,083.33	5,416.65	5,583.35	49.24%
Pulaski County	10,850.00	0.00	2,897.47	7,952.53	26.70%
Pulaski Town	40,000.00	0.00	0.00	40,000.00	0.00%
Miscellaneous (Meetings/Interest/Recovered Costs)	0.00	0.00	211.81	-211.81	0.00%
Virginia's First RIFA	25,000.00	3,083.33	11,416.65	13,583.35	45.67%
NRV MPO	34,625.00	0.00	17,142.58	17,482.42	49.51%
RV-ARC RideSolutions	33,680.00	0.00	10,185.93	23,494.07	30.24%
Dept of Conservation and Recreation	0.00	0.00	750.00	-750.00	0.00%
Dept of Environmental Quality	8,000.00	0.00	1,681.33	6,318.67	21.02%
VA Dept of Emergency Management	14,029.00	0.00	0.00	14,029.00	0.00%
VA Department of Agriculture	17,500.00	0.00	0.00	17,500.00	0.00%
VA Early Childhood Foundation	113,250.00	0.00	0.00	113,250.00	0.00%
Southwest Virginia SWMA	2,000.00	0.00	1,000.00	1,000.00	50.00%
New River Health District	25,000.00	0.00	7,754.21	17,245.79	31.02%
ReNew the New	7,330.12	0.00	0.00	7,330.12	0.00%
Smart Beginnings Fund Raising	0.00	0.00	15.00	-15.00	0.00%
Unprogrammed ARC Jan-Jun 2018	34,334.00	0.00	0.00	34,334.00	0.00%
Revenues	3,402,570.90	129,086.13	1,200,496.82	2,202,074.08	35.28%
Expenses					
Salaries	1,104,578.00	93,904.72	449,925.99	654,652.01	40.73%
Fringe Benefits	333,943.00	25,966.06	129,230.92	204,712.08	38.70%
Travel	51,650.00	4,208.89	23,951.91	27,698.09	46.37%
Office Space	68,354.00	4,475.42	23,732.50	44,621.50	34.72%
Communications	49,462.00	1,500.31	8,307.85	41,154.15	16.80%
Office Supplies	36,797.00	895.18	12,838.89	23,958.11	34.89%
Postage	2,575.00	470.65	1,138.14	1,436.86	44.20%
Printing	7,200.00	0.00	4,359.82	2,840.18	60.55%
Copier Usage/Maintenance	4,750.00	206.56	870.06	3,879.94	18.32%
Outreach/Media Adv	10,000.00	508.20	15,496.11	-5,496.11	154.96%
Equipment Rent/Copier	5,819.00	570.84	2,477.68	3,341.32	42.58%
Fleet Vehicles	8,000.00	65.09	1,547.74	6,452.26	19.35%
Dues/Publications	20,760.00	1,256.00	8,560.00	12,200.00	41.23%
Training/Staff Development	21,000.00	202.51	14,730.24	6,269.76	70.14%
Insurance	5,600.00	0.00	5,103.00	497.00	91.13%
Meeting Costs	22,000.00	651.75	4,077.13	17,922.87	18.53%
Capital Outlay (WDB)	6,500.00	0.00	-421.20	6,921.20	-6.48%
Contractual Services	1,608,656.00	73,955.95	468,895.41	1,139,760.59	29.15%
Professional Services Audit/Legal	14,500.00	132.50	9,372.50	5,127.50	64.64%
Miscellaneous/Fees	6,150.00	322.90	2,419.68	3,730.32	39.34%
Expenses	3,388,294.00	209,293.53	1,186,614.37	2,201,679.63	35.02%
Agency Balance	14,276.90	-80,207.40	13,882.45		

New River Valley Regional Commission
Balance Sheet
Period From : 07/01/2017 to 11/30/2017

Assets:

Operating Account	300,022.00
Reserve Funds - Certificate of Deposit	101,296.08
Reserve Funds - MMA	84,679.30
Accounts Receivable	478,928.85
Total Assets:	<u><u>964,926.23</u></u>

Liabilities:

Accounts Payable	77,052.76
Accrued Annual Leave	68,739.75
Accrued Unemployment	21,824.71
Expense Reimbursement	828.36
Total Liabilities:	<u><u>168,445.58</u></u>

Projects:

(Equity Accounts)	Net Projects	-84,712.26
	Current Year Unrestricted	133,262.05
	Unrestricted Net Assets	741,706.35
	Total Projects (Equity)	<u><u>790,256.14</u></u>
	Total Liabilities and Projects	<u><u>958,701.72</u></u>
	Net Difference to be Reconciled	<u><u>6,224.51</u></u>
	Total Adjustment*	6,224.51
	Unreconciled Balance	<u><u>0.00</u></u>

*YTD adjustment to Accrued Leave. Final adjustment will be posted at fiscal year end closeout.



6580 Valley Center Drive | Suite 124 | Radford, VA 24141 | 540-639-9313

NRVRC.ORG

MEMORANDUM

To: NRVRC Board Members
From: Janet McNew, Finance Director
Date: January 16, 2018
Re: December 2017 Financial Statements

The December 2017 Agencywide Revenue and Expenditure Report and Balance Sheet are enclosed for your review.

The Agencywide Revenue and Expense report compares actual year to date receipts and expenses to the FY17-18 budget adopted by the Commission at the June 22, 2017 meeting. The financial operations of the agency are somewhat fluid and projects, added and modified throughout the year, impact the adopted budget. For example, revenue lines with a zero balance in the adopted budget section (gray area left side) are new projects and revenue sources added since budget adoption.

As of month-end December 2017 (50% of the fiscal year), overall year to date revenues are 43.32% and expenses are 43.12% of adopted budget. Monthly revenue slightly lags expense (\$1,015) due to some quarter-end and benchmark projects that cannot be invoiced at this time. The balance sheet entry, Net Projects, reflects this amount (\$55,631). Year to date revenue position is a positive \$12,867.

The two largest budget expense lines, Salary and Fringe, are in line with budget at 48.70% and 46.45%, respectively. We have previously reported line items exceeding adopted budget including Printing at 64%, Media Ad/Outreach at 159%, Insurance at 91%, and Professional Services at 65% of adopted budget.

Media Ad/Outreach expenses are related to Workforce operations and are heavy due to authorized expenses for a project that closed in August. In November, we reported a year-to-date overage of 70% in Training/Staff Development also related to Workforce operations. Workforce staff discovered they incorrectly coded a number of invoices and after the \$11,717 adjusting entry, this expense is well in line at 14%. Printing expense is related to production of the FY17 annual report. Insurance expenses are annual premiums. Professional Services is primarily the audit fee at \$9,240, which is cost shared with Workforce on a 50/50 basis.

Strengthening the Region through Collaboration

Counties

Floyd | Giles
Montgomery | Pulaski

City

Radford

Towns

Blacksburg | Christiansburg
Floyd | Narrows | Pearisburg
Pulaski | Rich Creek

Universities

Virginia Tech
Radford University

**New River Valley Regional Commission
Agencywide Revenue and Expenditures - December 2017**

FY17-18 Budget		(50.0% of fiscal year)			
Adopted 6/22/2017		December 2017	YTD	Under/Over	% Budget
Anticipated Revenues					
ARC	75,668.00	0.00	34,334.00	41,334.00	45.37%
ARC - Prices Fork	12,000.00	0.00	0.00	12,000.00	0.00%
ARC - Industry Mapping	35,000.00	0.00	0.00	35,000.00	0.00%
LOCAL ASSESSMENT	231,183.48	0.00	221,857.33	9,326.15	95.97%
DHCD - Administrative Grant	75,971.00	0.00	37,985.00	37,986.00	50.00%
EDA	70,000.00	0.00	35,000.00	35,000.00	50.00%
Workforce Fiscal Agent	60,000.00	0.00	40,000.00	20,000.00	66.67%
Workforce Funding	2,141,050.00	192,518.40	909,972.07	1,231,077.93	42.50%
Workforce Pathways Fiscal Agent	50,000.00	0.00	25,000.00	25,000.00	50.00%
VDOT	58,000.00	20,253.66	35,381.08	22,618.92	61.00%
VDOT - Rocky Knob Project	80,000.00	1,169.28	3,696.80	76,303.20	4.62%
Floyd Town	0.00	1,542.08	2,761.54	-2,761.54	0.00%
Floyd Co EDA	4,500.00	2,022.48	4,151.93	348.07	92.27%
Giles County	51,375.00	550.43	7,972.96	43,402.04	15.52%
Narrows Town	41,000.00	0.00	0.00	41,000.00	0.00%
Rich Creek Town	8,118.47	0.00	968.81	7,149.66	11.93%
Montgomery County	32,106.83	0.00	1,000.00	31,106.83	3.11%
Blacksburg Town	11,000.00	1,083.33	6,499.98	4,500.02	59.09%
Pulaski County	10,850.00	4,400.84	7,298.31	3,551.69	67.27%
Pulaski Town	40,000.00	0.00	0.00	40,000.00	0.00%
Miscellaneous (Meetings/Interest/Recovered Costs)	0.00	35.06	246.87	-246.87	0.00%
Virginia's First RIFA	25,000.00	2,083.33	13,499.98	11,500.02	54.00%
New River Community College	0.00	1,616.41	1,616.41	-1,616.41	0.00%
NRV MPO	34,625.00	7,302.10	24,444.68	10,180.32	70.60%
RV-ARC RideSolutions	33,680.00	8,415.55	18,601.48	15,078.52	55.23%
Dept of Conservation and Recreation	0.00	0.00	750.00	-750.00	0.00%
Dept of Environmental Quality	8,000.00	1,572.12	3,253.45	4,746.55	40.67%
VA Dept of Emergency Management	14,029.00	8,275.59	8,275.59	5,753.41	58.99%
VA Department of Agriculture	17,500.00	8,789.62	8,789.62	8,710.38	50.23%
VA Early Childhood Foundation	113,250.00	0.00	0.00	113,250.00	0.00%
Southwest Virginia SWMA	2,000.00	0.00	1,000.00	1,000.00	50.00%
New River Health District	25,000.00	3,493.67	11,247.88	13,752.12	44.99%
ReNew the New	7,330.12	0.00	0.00	7,330.12	0.00%
New River-Highlands RC&D Council	0.00	2,000.00	2,000.00	-2,000.00	0.00%
Region I Planning & Development (WV)	0.00	6,033.29	6,033.29	-6,033.29	0.00%
Smart Beginnings Fund Raising	0.00	300.00	315.00	-315.00	0.00%
Unprogrammed ARC Jan-Jun 2018	34,334.00	0.00	0.00	34,334.00	0.00%
Revenues	3,402,570.90	273,457.24	1,473,954.06	1,928,616.84	43.32%
Expenses					
Salaries	1,104,578.00	88,019.73	537,945.72	566,632.28	48.70%
Fringe Benefits	333,943.00	25,874.00	155,104.92	178,838.08	46.45%
Travel	51,650.00	2,150.42	26,102.33	25,547.67	50.54%
Office Space	68,354.00	5,638.25	29,370.75	38,983.25	42.97%
Communications	49,462.00	1,529.24	9,837.09	39,624.91	19.89%
Office Supplies	36,797.00	1,635.38	14,474.27	22,322.73	39.34%
Postage	2,575.00	162.42	1,300.56	1,274.44	50.51%
Printing	7,200.00	239.38	4,599.20	2,600.80	63.88%
Copier Usage/Maintenance	4,750.00	240.92	1,110.98	3,639.02	23.39%
Outreach/Media Adv	10,000.00	377.00	15,873.11	-5,873.11	158.73%
Equipment Rent/Copier	5,819.00	476.71	2,954.39	2,864.61	50.77%
Fleet Vehicles	8,000.00	212.82	1,760.56	6,239.44	22.01%
Dues/Publications	20,760.00	5,502.36	14,062.36	6,697.64	67.74%
Training/Staff Development	21,000.00	-11,717.19	3,013.05	17,986.95	14.35%
Insurance	5,600.00	0.00	5,103.00	497.00	91.13%
Meeting Costs	22,000.00	958.79	5,035.92	16,964.08	22.89%
Capital Outlay (WDB)	6,500.00	0.00	-421.20	6,921.20	-6.48%
Contractual Services	1,608,656.00	152,896.85	621,792.26	986,863.74	38.65%
Professional Services Audit/Legal	14,500.00	0.00	9,372.50	5,127.50	64.64%
Miscellaneous/Fees	6,150.00	275.26	2,694.94	3,455.06	43.82%
Expenses	3,388,294.00	274,472.34	1,461,086.71	1,927,207.29	43.12%
Agency Balance	14,276.90	-1,015.10	12,867.35		

New River Valley Regional Commission
Balance Sheet
Period From : 07/01/2017 to 12/31/2017

Assets:

Operating Account	316,739.46
Reserve Funds - Certificate of Deposit	101,296.08
Reserve Funds - MMA	84,679.30
Accounts Receivable	481,887.11
Total Assets:	<u><u>984,601.95</u></u>

Liabilities:

Accounts Payable	100,389.99
Accrued Annual Leave	68,739.75
Accrued Unemployment	21,824.71
Expense Reimbursement	182.90
Total Liabilities:	<u><u>191,137.35</u></u>

Projects:

(Equity Accounts)	Net Projects	-55,631.44
	Current Year Unrestricted	103,166.14
	Unrestricted Net Assets	741,706.35
	Total Projects (Equity)	<u><u>789,241.05</u></u>
	Total Liabilities and Projects	<u><u>980,378.40</u></u>
	Net Difference to be Reconciled	<u><u>4,223.55</u></u>
	Total Adjustment*	4,223.55
	Unreconciled Balance	<u><u>0.00</u></u>

*YTD adjustment to Accrued Leave. Final adjustment will be posted at fiscal year end closeout.



6580 Valley Center Drive | Suite 124 | Radford, VA 24141 | 540-639-9313

N R V R C . O R G

January 18, 2018

Executive Director's Report

Economic Development:

- The Town of Narrows received notice of funding for \$699,346 in Community Development Block Grant funds to assist in the revitalization of their downtown. They also received notice of \$392,588 in funds from the Appalachian Regional Commission (ARC) for work that is complementary to their downtown project and includes upfit of a building for an outfitter along Wolf Creek. The Commission supported the planning process and prepared grant applications for both of these awards.
- The Town of Christiansburg received an ARC award for \$35,000 to conduct downtown visioning/planning activities to support downtown becoming a cultural destination.
- GO Virginia Region 2 reviewed six projects at their meeting on January 12th and recommended five to the GO Virginia State Board for approval. Two projects involved industrial site development (grading at Commerce Park was one project); one project was for capacity building to assist a new initiative, the Valley Innovation Council; two other projects addressed talent/workforce development and talent retainment/recruitment. A second round of regional applications will open shortly with a closing date of February 28th.
- The Commission supported the town of Pulaski in their selection process for a part-time downtown coordinator. This is an important function that will drive success of their CDBG downtown revitalization effort currently underway.

Transportation:

- The NRV Rural Transportation Advisory Committee staffed by the Commission will meet on January 30th at 2:00 at the NRV Business Center. Focus will be on identifying potential Smart Scale projects (previous Six-Year Improvement Program) and walking through ranking criteria.
- The NRV Rail 2020 co-hosted a reception in Richmond on January 10th, the opening evening of the 2018 General Assembly session. Attendance was strong with legislators across the state.

Regional:

- The Regional + Local Housing Study proposal was submitted in November to the Virginia Housing Development Authority. Their primary feedback was a desire to see matching funds from local governments. The Commission is working on this item with the four counties, the city, the towns of Blacksburg, Christiansburg, Pulaski and Virginia Tech.
- The Commission submitted a proposal to the Virginia Early Childhood Foundation (Smart Beginnings NRV's primary funder) to conduct an early childhood needs-based strategic plan and development of a fiscal map, an inventory of investments in early childhood.

Commission:

- We are in the process of selecting a Finance Technician to support the volume of work associated with our fiscal agent duties for external organizations. The position closed on January 17th with a very strong applicant pool.
- I will be facilitating the Blacksburg Town Council retreat on January 25th at the Draper Mercantile in Pulaski County. Their agenda is focused on goal setting and peer learning.



6580 Valley Center Drive | Suite 124 | Radford, VA 24141 | 540-639-9313

N R V R C . O R G

MEMORANDUM

To: Regional Commission Board Members
From: Kevin R. Byrd, Executive Director
Date: January 18, 2018
Re: Regional Commission FY17-18 Work Program Overview

Since the Commission will be welcoming five new members to the meeting in January, it appeared to be an opportune time for our staff to deliver an overview of the FY17-18 work program. All 12 staff members will be providing a 'lightning round' format presentation (3 minutes/3-4 slides) with the purpose of introducing themselves and the programs/projects at the Commission. This will be a high-level, quick-moving format so everyone can connect a face with a name as a resource. We hope this will generate follow up questions, discussion and a broad understanding of the Commission.



6580 Valley Center Drive | Suite 124 | Radford, VA 24141 | 540-639-9313

N R V R C . O R G

MEMORANDUM

To: Regional Commission Board Members
From: Kevin R. Byrd, Executive Director
Date: January 18, 2018
Re: Annual Commission Awards Process and Criterial for Review/Discussion

In 2014 the Commission initiated an awards program. The Commission identified three award categories, established criteria and solicits nominees each year. The previous award recipients are listed at the end of the memo. Below are the award criteria and the process anticipated for the 2018 awards for review and discussion before launching the call for nominees which will be due by March 13th.

Champion of the Valley: an elected or appointed official (past or present) from within or representing the New River Valley that has made significant contributions for the betterment of the region. Focus will be on candidates that have regional impact, improve communities through their dedication, and collaborative approach.

Citizen of the Valley: an individual or organization within the New River Valley that has made significant contributions toward the betterment of the region. Focus will be on candidates that improve communities through their dedication, collaborative approach and impact.

Friend of the Valley: an individual or organization outside of the New River Valley and has made significant contributions to the betterment of the region. Focus will be on candidates that improve communities through their regional impact, dedication, and collaborative approach.

Please tell us why you think your nominee should be recognized as exemplifying one of the award categories in 750 words or less. This input will be the primary document used to select award recipients. Nominations should include examples of how the candidate contributes within the context of the proposed award category. In addition, you may want to include how the candidate impressed you or has influenced your work, what projects, positions and/or volunteer activities the candidate has been engaged with, and/or why the candidate stands out and should be recognized. Previous nominees may be resubmitted for consideration. The Regional Commission Board of Directors will select the 2018 award recipients by ballot at their meeting on March 22nd

Process:

January – Commission review award criteria and process

February – Release call for award nominees, due March 13th

March – Commission review and select award recipients

April – Contact award recipients to ensure schedule availability for May award presentation

May – Present awards at annual dinner event

Past Award Winners:**Champion of the Valley**

2014 – Joseph Sheffey (Pulaski County Board of Supervisors, retired)

2015 – Congressman Rick Boucher (9th Congressional District, retired)

2016 – Delegate Joseph Yost and William Brown (12th House District in Virginia; Montgomery County Board of Supervisors, retired)

2017 – Chris McKlarney (Giles County Administrator)

Citizen of the Valley

2014 – Dr. Charles Steger (Virginia Tech President, retired)

2015 – Mr. Ken Anderson (Anderson and Associates, retired)

2016 – Penelope Kyle, JD (Radford University President, 2005-2016)

2017 – Woody Crenshaw (Floyd Entrepreneur)

Friend of the Valley

2016 – Mary Moody Northen Foundation (Mountain Lake Lodge)

2017 – Bill Shelton (Director of the Virginia Department of Housing and Community Development)



Agenda

February 22, 2018

6:00 p.m.—New River Valley Business Center, Fairlawn

- I. **CALL TO ORDER**
- II. **CONSENT AGENDA**
 - A. Approval of Minutes for January
 - B. [Approval of Treasurer's Report for January](#)
- III. **COMMONWEALTH INTERGOVERNMENTAL REVIEW PROCESS**
 - A. Projects (Signed-off by the staff)
 1. NRV Commerce Park Site Work and Road Improvement Project
 2. Virginia Tech Holden Hall Renovations
 3. Submittal of Rural Business Development Grant for the Old School Food Center at Prices Fork
 - B. Regular Project Review
None
 - C. Environmental Project Review
 1. [VADEQ VPDES IP eReporting Solution Project Grant](#)
- IV. **PUBLIC ADDRESS**
- V. **REVIEW OF MUTUAL CONCERNS AND COMMISSIONERS' REPORTS**
- VI. **CHAIR'S REPORT**
- VII. [EXECUTIVE DIRECTOR'S REPORT](#)
- VIII. **OLD BUSINESS**
- IX. **NEW BUSINESS**
 - A. [Smart Beginnings NRV Update](#)
Presentation by Anna Harbom, Coordinator-Smart Beginnings NRV
Commission Discussion
 - B. [Setting Community Development Block Grant Priorities for 2018](#)
Commission Action
 - C. Next Meeting March 22nd at 6:00pm

All meeting materials posted on the Commission website www.nrvrc.org

The New River Valley Regional Commission provides area wide planning for the physical, social, and economic elements of the district; encourages and assists local governments in planning for their future; provides a means of coordinating federal, state, and local efforts to resolve area problems; provides a forum for review of mutual concerns; and implements services upon request of member local governments.



6580 Valley Center Drive | Suite 124 | Radford, VA 24141 | 540-639-9313

NRVRC.ORG

MEMORANDUM

To: NRVRC Board Members
From: Janet McNew, Finance Director
Date: February 14, 2018
Re: January 2018 Financial Statements

The January 2018 Agencywide Revenue and Expenditure Report and Balance Sheet are enclosed for your review.

The Agencywide Revenue and Expense report compares actual year to date receipts and expenses to the FY17-18 budget adopted by the Commission at the June 22, 2017 meeting. The financial operations of the agency are somewhat fluid and projects, added and modified throughout the year, impact the adopted budget. For example, revenue lines with a zero balance in the adopted budget section (gray area left side) are new projects and revenue sources added since budget adoption. Another example of fluid operations are the identified revenue sources that fall short of budget. Some may not fund and will be replaced by new projects, other projects are active but may not get underway until the second half of the year.

As of month-end January 2018 (58% of the fiscal year), overall year to date revenues are 52.32% and expenses are 53.10% of adopted budget. The revenue lag over expense monthly (\$32,030) and year to date (\$19,162) is primarily due to some quarter-end and benchmark projects that cannot be invoiced at this time. This amount is reflected in the balance sheet entry, Net Projects, at (\$101,381).

The two largest budget expense lines, Salary and Fringe, are in line with budget at 57.05% and 54.45%, respectively. We have previously reported line items exceeding adopted budget including Printing at 69%, Media Ad/Outreach at 169%, Insurance at 91%, and Professional Services at 65% of adopted budget.

Printing expense is related to production of the FY17 annual report. Media Ad/Outreach expenses are related to Workforce operations and are heavy due to authorized expenses for a project that closed in August. Insurance expenses are annual premiums. Professional Services is primarily the audit fee at \$9,240, which is cost shared with Workforce on a 50/50 basis.

Strengthening the Region through Collaboration

Counties

Floyd | Giles
Montgomery | Pulaski

City

Radford

Towns

Blacksburg | Christiansburg
Floyd | Narrows | Pearisburg
Pulaski | Rich Creek

Higher Education

Virginia Tech
Radford University
New River Community College

New River Valley Regional Commission
Agencywide Revenue and Expenditures - January 2018

FY17-18 Budget		(58.3% of fiscal year)			
Adopted 6/22/2017		January 2018	YTD	Under/Over	% Budget
Anticipated Revenues					
ARC	75,668.00	0.00	34,334.00	41,334.00	45.37%
ARC - Princes Fork	12,000.00	0.00	0.00	12,000.00	0.00%
ARC - Industry Mapping	35,000.00	0.00	0.00	35,000.00	0.00%
LOCAL ASSESSMENT	231,183.48	4,905.50	226,762.83	4,420.65	98.09%
DHCD - Administrative Grant	75,971.00	18,993.00	56,978.00	18,993.00	75.00%
EDA	70,000.00	0.00	35,000.00	35,000.00	50.00%
Workforce Fiscal Agent	60,000.00	10,000.00	50,000.00	10,000.00	83.33%
Workforce Funding	2,141,050.00	242,180.20	1,161,112.27	979,937.73	54.23%
Workforce Pathways Fiscal Agent	50,000.00	12,500.00	37,500.00	12,500.00	75.00%
VDOT	58,000.00	0.00	35,381.08	22,618.92	61.00%
VDOT - Rocky Knob Project	80,000.00	0.00	3,696.80	76,303.20	4.62%
Floyd Town	0.00	0.00	2,761.54	-2,761.54	0.00%
Floyd Co EDA	4,500.00	0.00	4,151.93	348.07	92.27%
Giles County	51,375.00	0.00	7,972.96	43,402.04	15.52%
Narrows Town	41,000.00	0.00	0.00	41,000.00	0.00%
Rich Creek Town	8,118.47	1,218.06	2,186.87	5,931.60	26.94%
Montgomery County	32,106.83	0.00	1,000.00	31,106.83	3.11%
Blacksburg Town	11,000.00	1,083.33	7,583.31	3,416.69	68.94%
Pulaski County	10,850.00	2,288.19	9,586.50	1,263.50	88.35%
Pulaski Town	40,000.00	0.00	0.00	40,000.00	0.00%
Miscellaneous (Meetings/Interest/Recovered Costs)	0.00	0.00	246.87	-246.87	0.00%
Virginia's First RIFA	25,000.00	2,083.33	15,583.31	9,416.69	62.33%
New River Community College	0.00	0.00	1,616.41	-1,616.41	0.00%
NRV MPO	34,625.00	450.87	24,895.55	9,729.45	71.90%
RV-ARC RideSolutions	33,680.00	0.00	18,601.48	15,078.52	55.23%
Dept of Conservation and Recreation	0.00	0.00	750.00	-750.00	0.00%
Dept of Environmental Quality	8,000.00	0.00	3,253.45	4,746.55	40.67%
VA Dept of Emergency Management	14,029.00	0.00	8,275.59	5,753.41	58.99%
VA Department of Agriculture	17,500.00	0.00	8,789.62	8,710.38	50.23%
VA Early Childhood Foundation	113,250.00	0.00	0.00	113,250.00	0.00%
Southwest Virginia SWMA	2,000.00	1,000.00	2,000.00	0.00	100.00%
New River Health District	25,000.00	0.00	11,247.88	13,752.12	44.99%
ReNew the New	7,330.12	0.00	0.00	7,330.12	0.00%
New River-Highlands RC&D Council	0.00	0.00	2,000.00	-2,000.00	0.00%
Region I Planning & Development (WV)	0.00	0.00	6,033.29	-6,033.29	0.00%
Smart Beginnings Fund Raising	0.00	475.00	790.00	-790.00	0.00%
Unprogrammed ARC Jan-Jun 2018	34,334.00	0.00	0.00	34,334.00	0.00%
Revenues	3,402,570.90	297,177.48	1,780,091.54	1,622,479.36	52.32%
Expenses					
Salaries	1,104,578.00	92,168.01	630,113.73	474,464.27	57.05%
Fringe Benefits	333,943.00	26,742.81	181,847.73	152,095.27	54.45%
Travel	51,650.00	3,367.49	29,469.82	22,180.18	57.06%
Office Space	68,354.00	6,475.25	35,846.00	32,508.00	52.44%
Communications	49,462.00	1,617.50	11,454.59	38,007.41	23.16%
Office Supplies	36,797.00	5,416.50	19,890.77	16,906.23	54.06%
Postage	2,575.00	32.95	1,333.51	1,241.49	51.79%
Printing	7,200.00	356.38	4,955.58	2,244.42	68.83%
Copier Usage/Maintenance	4,750.00	132.42	1,243.40	3,506.60	26.18%
Outreach/Media Adv	10,000.00	979.05	16,852.16	-6,852.16	168.52%
Equipment Rent/Copier	5,819.00	476.71	3,431.10	2,387.90	58.96%
Fleet Vehicles	8,000.00	81.32	1,841.88	6,158.12	23.02%
Dues/Publications	20,760.00	760.00	14,822.36	5,937.64	71.40%
Training/Staff Development	21,000.00	318.90	3,331.95	17,668.05	15.87%
Insurance	5,600.00	0.00	5,103.00	497.00	91.13%
Meeting Costs	22,000.00	769.97	5,805.89	16,194.11	26.39%
Capital Outlay (WDB)	6,500.00	0.00	-421.20	6,921.20	-6.48%
Contractual Services	1,608,656.00	189,238.91	819,991.17	788,664.83	50.97%
Professional Services Audit/Legal	14,500.00	0.00	9,372.50	5,127.50	64.64%
Miscellaneous/Fees	6,150.00	273.31	2,968.25	3,181.75	48.26%
Expenses	3,388,294.00	329,207.48	1,799,254.19	1,589,039.81	53.10%
Agency Balance	14,276.90	-32,030.00	-19,162.65		

New River Valley Regional Commission
Balance Sheet
Period From : 07/01/2017 to 1/31/2018

Assets:

Operating Account	197,405.99
Reserve Funds - Certificate of Deposit	101,296.08
Reserve Funds - MMA	84,679.30
Accounts Receivable	591,770.02
Total Assets:	<u><u>975,151.39</u></u>

Liabilities:

Accounts Payable	119,188.49
Accrued Annual Leave	68,739.75
Accrued Unemployment	22,701.15
Expense Reimbursement	625.34
Total Liabilities:	<u><u>211,254.73</u></u>

Projects:

(Equity Accounts)	Net Projects	-101,382.11
	Current Year Unrestricted	116,886.82
	Unrestricted Net Assets	741,706.35
	Total Projects (Equity)	<u><u>757,211.06</u></u>
	Total Liabilities and Projects	<u><u>968,465.79</u></u>
	Net Difference to be Reconciled	<u><u>6,685.60</u></u>
	Total Adjustment*	<u><u>6,685.60</u></u>
	Unreconciled Balance	<u><u>0.00</u></u>

*YTD adjustment to Accrued Leave. Final adjustment will be posted at fiscal year end closeout.



6580 Valley Center Drive | Suite 124 | Radford, VA 24141 | 540-639-9313

NRVRC.ORG

COMMONWEALTH INTERGOVERNMENTAL REVIEW MEMORANDUM

TO: Regional Commission Board Members

FROM: Kevin R. Byrd, Executive Director

AGENDA ITEM: III. Intergovernmental Review Process, C. Environmental Project Review, Item #1

CIRP Review

February 15, 2018

PROJECT: VADEQ VPDES IP eReporting Solution Project Grant
VA180206-01200400400

SUBMITTED BY: DEQ

PROJECT DESCRIPTION: The Department of Environmental Quality is requesting comments on a grant application for federal funds.

PROJECT SENT FOR REVIEW TO: Commission Board Members

Strengthening the Region through Collaboration

Counties

Floyd | Giles
Montgomery | Pulaski
City
Radford

Towns

Blacksburg | Christiansburg
Floyd | Narrows | Pearisburg
Pulaski | Rich Creek

Higher Education

Virginia Tech
Radford University
New River Community College

Application for Federal Assistance SF-424		
* 1. Type of Submission: <input type="checkbox"/> Preapplication <input checked="" type="checkbox"/> Application <input type="checkbox"/> Changed/Corrected Application	* 2. Type of Application: <input checked="" type="checkbox"/> New <input type="checkbox"/> Continuation <input type="checkbox"/> Revision	* If Revision, select appropriate letter(s): <input type="text"/> * Other (Specify): <input type="text"/>
* 3. Date Received: <input type="text"/> Completed by Grants.gov upon submission.	4. Applicant Identifier: <input type="text"/>	
5a. Federal Entity Identifier: <input type="text"/>	5b. Federal Award Identifier: <input type="text"/>	
State Use Only:		
6. Date Received by State: <input type="text"/>	7. State Application Identifier: <input type="text"/>	
8. APPLICANT INFORMATION:		
* a. Legal Name: <input type="text"/> Virginia Department of Environmental Quality		
* b. Employer/Taxpayer Identification Number (EIN/TIN): <input type="text"/> 54-1661753	* c. Organizational DUNS: <input type="text"/> 8097437680000	
d. Address:		
* Street1: <input type="text"/> 1111 East Main Street, Suite 1400	Street2: <input type="text"/>	
* City: <input type="text"/> Richmond	County/Parish: <input type="text"/>	
* State: <input type="text"/> VA: Virginia	Province: <input type="text"/>	
* Country: <input type="text"/> USA: UNITED STATES	* Zip / Postal Code: <input type="text"/> 23219-2405	
e. Organizational Unit:		
Department Name: <input type="text"/> Office of Information Security	Division Name: <input type="text"/> Division of Administration	
f. Name and contact information of person to be contacted on matters involving this application:		
Prefix: <input type="text"/> Mr.	* First Name: <input type="text"/> Herbert	
Middle Name: <input type="text"/>	* Last Name: <input type="text"/> Ward	
Suffix: <input type="text"/>	Title: <input type="text"/> Data Processing Manager	
Organizational Affiliation: <input type="text"/>		
* Telephone Number: <input type="text"/> 804 698 4316	Fax Number: <input type="text"/> 804 698 4178	
* Email: <input type="text"/> Herb.Ward@deq.virginia.gov		

Application for Federal Assistance SF-424

*** 9. Type of Applicant 1: Select Applicant Type:**

A: State Government

Type of Applicant 2: Select Applicant Type:

Type of Applicant 3: Select Applicant Type:

* Other (specify):

*** 10. Name of Federal Agency:**

Environmental Protection Agency

11. Catalog of Federal Domestic Assistance Number:

66.608

CFDA Title:

Environmental Information Exchange Network Grant Program and Related Assistance

*** 12. Funding Opportunity Number:**

EPA-OEI-18-01

* Title:

FY 2018 NATIONAL ENVIRONMENTAL INFORMATION EXCHANGE NETWORK GRANT PROGRAM

13. Competition Identification Number:

NONE

Title:

None

14. Areas Affected by Project (Cities, Counties, States, etc.):

Add Attachment

Delete Attachment

View Attachment

*** 15. Descriptive Title of Applicant's Project:**

VADEQ VPDES IP eReporting Solution - project to support the electronic reporting of Phase 2 data required by the National Pollutant Discharge Elimination System (NPDES) program.

Attach supporting documents as specified in agency instructions.

Add Attachments

Delete Attachments

View Attachments

Application for Federal Assistance SF-424

16. Congressional Districts Of:

* a. Applicant

* b. Program/Project

Attach an additional list of Program/Project Congressional Districts if needed.

Add Attachment

Delete Attachment

View Attachment

17. Proposed Project:

* a. Start Date:

* b. End Date:

18. Estimated Funding (\$):

* a. Federal	<input type="text" value="197,414.00"/>
* b. Applicant	<input type="text" value="0.00"/>
* c. State	<input type="text" value="0.00"/>
* d. Local	<input type="text" value="0.00"/>
* e. Other	<input type="text" value="0.00"/>
* f. Program Income	<input type="text" value="0.00"/>
* g. TOTAL	<input type="text" value="197,414.00"/>

*** 19. Is Application Subject to Review By State Under Executive Order 12372 Process?**

a. This application was made available to the State under the Executive Order 12372 Process for review on .

b. Program is subject to E.O. 12372 but has not been selected by the State for review.

c. Program is not covered by E.O. 12372.

*** 20. Is the Applicant Delinquent On Any Federal Debt? (If "Yes," provide explanation in attachment.)**

Yes No

If "Yes", provide explanation and attach

Add Attachment

Delete Attachment

View Attachment

21. *By signing this application, I certify (1) to the statements contained in the list of certifications and (2) that the statements herein are true, complete and accurate to the best of my knowledge. I also provide the required assurances** and agree to comply with any resulting terms if I accept an award. I am aware that any false, fictitious, or fraudulent statements or claims may subject me to criminal, civil, or administrative penalties. (U.S. Code, Title 218, Section 1001)**

** I AGREE

** The list of certifications and assurances, or an internet site where you may obtain this list, is contained in the announcement or agency specific instructions.

Authorized Representative:

Prefix: * First Name:

Middle Name:

* Last Name:

Suffix:

* Title:

* Telephone Number: Fax Number:

* Email:

* Signature of Authorized Representative: * Date Signed:

Required Document #7: Project Narrative

Introduction

With the finalization of the EPA eReporting rule to modernize Clean Water Act reporting, the Virginia Department of Environmental Quality (VADEQ) must implement systematic changes to existing information technology processes and create an infrastructure to support the electronic reporting of Phase 2 data required by the National Pollutant Discharge Elimination System (NPDES) program.

This initiative clearly supports the following EPA Program Priorities providing greater transparency into the health of our nation's water.

- Increase the number of co-regulator data flows that support the e-reporting rule
- expand data access and availability
- improve environmental management business processes through advanced data monitoring and transmittal processes via VADEQ's website.

Achieving these priorities will support the following environmental results:

- Improve permitting and reduce reporting burdens that impede economic growth
- improve environmental protection through compliance assistance
- increase transparency, public participation, and collaboration with communities
- create consistency and certainty for the regulated community.

VADEQ seeks to institute more effective methods to expand its electronic data collection capabilities in order to meet the requirements of the eReporting Rule. In order to meet the timelines and requirements of the Rule, VADEQ conducted a gap analysis and developed an implementation plan including a schedule of critical outputs business process development/modifications, regulated community outreach, and Information Technology (IT) goals that must be accomplished in order to meet EPA's compliance schedule.

Current systems have been evaluated for scalability to accommodate all data flows required by the eReporting Rule. Outputs for this project will be: requirements definition, design and development of a scalable portal framework. This will allow the execution of this grant to begin with a scalable solution design.

VADEQ's current external portal provides an adequate foundation for this application and ensures compatibility with EPA data flows, and the ability to publish, visualize and exchange data with others in the EN user community.



6580 Valley Center Drive | Suite 124 | Radford, VA 24141 | 540-639-9313

N R V R C . O R G

February 15, 2018

Executive Director's Report

Economic Development:

- Regional Commission staff prepared a GO Virginia Region 2 application (submitted by Roanoke SBDC) on behalf of the local governments in the region to support expansion of the Small Business Development Center services to include a full-time staff position in the NRV. Based on input from across the region, the presence of a SBDC staff member dedicated to the region is considered an important foundation for economic development.
- The GO Virginia Regional Council will meet on February 23rd and will review the second round of applications that were due on 2/14.
- The GO Virginia State Board met February 12th and approved two projects with New River Valley impact. First, grading at the NRV Commerce Park for a prospective industry. Second, a project that spans all three PDC geographies in Region 2 for a workforce initiative to deliver incumbent worker training and marketing of in-demand jobs. This project was approved contingent upon securing an additional \$60,000 in local government matching funds. The workforce directors are hoping local match can be met utilizing their programs rather than a cash request to local governments.

Transportation:

- NRV Rail 2020 is in the process of setting a regional meeting for the spring, most likely in late April. The leadership group is also planning a meeting with the recently appointed Secretary of Transportation, Shanon Valentine, for early March. The marketing committee met recently and engaged the local government public information officers to support messaging around ridership for the train in Roanoke.

Regional:

- The President's infrastructure plan is starting to take shape. The legislative outline can be found [here](#). The Commission is keeping a close eye on the program. The plan appears to focus on attracting local and state government investment as well as private investment in certain project areas. There will be a rural program focus with discretion given to Governors and State Directors for USDA-Rural Development.
- Since last month, the Regional + Local Housing Study proposal secured letters of support and match funds from local partners. The funder will receive the updated proposal next week.
- The Regional Data Dashboard is continuing to be updated and modified. Staff is currently working to tell more stories with data. Visit www.nrvdata.org for recent updates.
- NRV Livability Initiative Information Exchange is scheduled for March 1st 2:30-5:00 at the German Club at Virginia Tech. There will be a lightning round of presenters across the region highlighting projects followed by a panel of leaders creating/supporting change in their communities. Over 150 people are registered so far! You can register [by clicking here](#).

Continued...

Commission:

- Jessica Barrett will be joining the Commission staff as Finance Technician on March 1st. She comes to us from Bland County Schools having served as their Finance Director and is a CPA.
- We are in the process of filling two positions, Data Systems Manager/GIS (Zach Swick) and Smart Beginnings NRV Coordinator (Anna Harbom). Zach will be moving to Vermont and Anna will be moving to Maryland. Both have done a remarkable job advancing their roles at the Commission and have provided enough notice for us to smoothly transition their positions this spring.
- The Commission office received a fresh coat of paint this month. A sincere thanks to Pulaski County for arranging the work and doing a great job!



6580 Valley Center Drive | Suite 124 | Radford, VA 24141 | 540-639-9313

N R V R C . O R G

MEMORANDUM

To: NRVRC Board Members
From: Anna Harbom, Coordinator- Smart Beginnings NRV
Date: February 15, 2018
Re: Smart Beginnings NRV Update

At the February Regional Commission meeting there will be a presentation on Smart Beginnings NRV. The presentation will contain a brief update on the progress of Smart Beginnings NRV since the Commission became fiscal agent/lead agency in January 2017. The majority of the presentation will focus on an upcoming data collection and regional direction-setting initiative outlined below.

Smart Beginnings NRV has confirmation from the Virginia Early Childhood Foundation that it will be receiving funding to complete a needs assessment for the region. This project, titled The Smart Beginnings NRV Early Childhood Needs Assessment, will have three major components:

1. The completion of an early childhood fiscal map for the region: A fiscal map is a comprehensive analysis of all the funding in a particular region that is dedicated towards a specific issue area. This “map” will track federal, state, local, and philanthropic dollars that go to early childhood related issues in the New River Valley. Information gleaned from a fiscal map can be used to identify areas of need and gaps in services, among other things.
2. A data sharing agreement with the school districts in the NRV: This will be modeled after work done by Smart Beginnings of Greater Roanoke over the last five years. Smart Beginnings NRV will use data collected by the school districts in the region to draw correlations and illustrate causal relationships between early childhood education and kindergarten readiness, and ultimately to advocate for preschool access for the region.
3. An early childhood workforce survey: this survey will be used to measure the wages, credentials, and rates of turnover among early childhood educators in the region. Smart Beginnings NRV will use this information to support the Wage Subsidy Grant that is being initiated in Giles County, and to assess compensation for early childhood educators in the region in comparison with education levels and work experience.

Work on this needs assessment is slated to continue through December, 2018 and will be followed by a call to action and a work plan to address identified areas of need. An Advisory Committee comprised of representatives from the early childhood field throughout the region will both provide input and guidance on the project, as well as build capacity in the region for work that addresses identified areas

of need. Representatives from the following organizations have been invited to sit on the Advisory Committee:

1. Head Start -Sheryl Helm, Director
2. Virginia Quality- Kim Thomason, Coordinator
3. NRVCS Early Childhood and Family Services- Stephanie Whited, Program Coordinator
4. Alliance for Better Childcare Strategies- Bethany Mott, Coordinator
5. The Community Foundation of the New River Valley- Jessica Wirgau, Director
6. New River Community Action- Terry Smusz, Executive Director
7. New River Community College- Professor Bonnie Graham
8. Virginia Community College Systems- Kathryn Thompson
9. Carilion Clinic- Ashley Hash, Community Health Educator
10. Children's Health Improvement Partnership- Angie Nichols, Coordinator
11. Virginia Tech- Marin Reigger, Childcare Coordinator
12. Pulaski County Public Schools- Stacy Arnett, Supervisor of preschool programs and PALS
13. Montgomery County Public Schools- Emily Altizer, Literacy programs and preschool
14. Giles County Public Schools- Michele Thompson, Director of Special Programs
15. Radford City Public Schools- Rob Graham, Superintendent and Smart Beginnings Chair
16. Rainbow Riders Childcare Center- Kristi Snyder, Director and Smart Beginnings Vice Chair



6580 Valley Center Drive | Suite 124 | Radford, VA 24141 | 540-639-9313

MEMORANDUM

N R V R C . O R G

To: Regional Commission Board Members

From: Kevin R. Byrd, Executive Director

Date: February 15, 2018

Re: Setting of 2018 Community Development Block Grant Priorities

The Block Grant Priorities for 2017 are listed in the left column and suggestions for 2018 priorities based on identified projects are listed in the right column. One minor change from 2017 includes switching Housing – Housing Rehabilitation from Priority #1 to #2 with Comprehensive Community Development from Priority #2 to #1. Also, the Virginia Department of Housing and Community Development requested a list of grant proposals which may be submitted by localities in the region for 2018. Projects which staff is aware of are listed below; if you know more please share those at the meeting. (see attached memo for coordination with local governments).

2017 Priorities

Priority #1

Community Service Facility (Utilities)
Economic Devel-Business District Revitalization
Housing – Housing Rehabilitation

Priority #2

Community Facility (Physical Structure)
Comprehensive Community Development
Economic Development- Development Readiness

Priority #3

Economic Development- Job Creation and Retention
Housing- Housing Production Assistance
Development- Site Redevelopment

2018 Suggested Priorities

Priority #1

Community Service Facility (Utilities)
Economic Devel-Business District Revitalization
Comprehensive Community Development

Priority #2

Community Facility (Physical Structure)
Housing – Housing Rehabilitation
Economic Development- Development Readiness

Priority #3

Economic Development- Job Creation and Retention
Housing- Housing Production Assistance
Development- Site Redevelopment

Known potential projects are as follows:

Construction:

Kersey Bottom/Case Knife Housing – Pulaski Twn
Downtown Revitalization – Narrows
Downtown Revitalization – Pulaski Town
Prices Fork School Reuse – Montgomery Co
Skyview Subdivision Sewer – Pulaski County
Price’s Fork Connection to Rt. 114 – Montgomery Co (water)
Walton Road to Plum Creek from Rt. 114 – Mont Co (water)
Lafayette – Montgomery Co (water)
Eggleston Waterline/Connections – Giles Co
Belview(Bradford Ln/Walton Rd/Morning Glory Dr) – Mont. Co. (water)

Planning:

Rich Creek Comm. Bldg Revital. –Rich Cree
Rt. 99 Utility Service – Pulaski Twn/Co
Economic Assessment Planning – Floyd Co
Town Park Development – Glen Lyn
Rt. 177/Tyler Av. Utilities – Mont. Co.
Elliston Revital. (Brake Road) – Mont. Co.
Community Center Rehab - Pearisburg
Last-mile Fiber – Pulaski Twn
Comprehensive Community Devel - Pembroke

Strengthening the Region through Collaboration

Counties

Floyd | Giles
Montgomery | Pulaski

City

Radford

Towns

Blacksburg | Christiansburg
Floyd | Narrows | Pearisburg
Pulaski | Rich Creek

Higher Education

Virginia Tech
Radford University
New River Community College



6580 Valley Center Drive | Suite 124 | Radford, VA 24141 | 540-639-9313

N R V R C . O R G

MEMORANDUM

To: NRV Local Government Managers
From: Kevin R. Byrd, Executive Director
Date: February 1, 2018
Re: Setting 2018 Community Development Block Grant (CDBG) Priorities

Each year the New River Valley Regional Commission is asked by the Virginia Department of Housing and Community Development (DHCD) to submit a list of anticipated local projects for CDBG Competitive Grants within the region. The Commission is also asked to prioritize program areas from the region's perspective. Ideally, all local projects will be identified and the program area for which the local project corresponds will be a high priority.

In order for this system to be most effective, **please email me your anticipated CDBG Competitive Grant projects** by including the locality name, project name and project type (see last year priorities below for project type). Attached is also a list of 2018 projects. Program area priorities will be established by the local projects identified and confirmed by the NRVRC Commissioners at their February 22nd meeting. **Please submit local projects no later than February 15th at 5:00pm to kbyrd@nrvc.org or by calling 540-639-9313.**

2017 Priorities

Priority #1

Community Facility (Physical Structure)
Economic Development- Business District Revitalization
Housing – Housing Rehabilitation

Priority #2

Community Service Facility (Utilities)
Comprehensive Community Development
Economic Development – Development Readiness

Priority #3

Economic Development- Job Creation and Retention
Housing- Housing Production Assistance
Development- Site Redevelopment

(Projects identified by local governments in 2017 are on next page for reference)

Strengthening the Region through Collaboration

Counties

Floyd | Giles
Montgomery | Pulaski
City
Radford

Towns

Blacksburg | Christiansburg
Floyd | Narrows | Pearisburg
Pulaski | Rich Creek

Higher Education

Virginia Tech
Radford University
New River Community College

2017 Potential Projects Identified by Local Governments

Construction:

Kersey Bottom/Case Knife Housing – Pulaski Twn
Downtown Revitalization – Narrows
Downtown Revitalization – Pulaski Town
Downtown Revitalization – Pembroke
Downtown Revitalization – Pearisburg, Rich Creek, Glen Lyn
Skyview Subdivision Sewer – Pulaski County
Price's Fork Connection to Rt. 114 – Montgomery Co (water)
Walton Road to Plum Creek from Rt. 114 – Mont Co (water)
Lafayette – Montgomery Co (water)
Belview(Bradford Ln/Walton Rd/Morning Glory Dr) – Mont. Co. (water)
Eggleston Waterline/Connections – Giles Co
Prices Fork School Reuse – Montgomery Co
Pulaski County Youth Center – Pulaski Co

Planning:

Community Center – Pulaski Co.
Rich Creek Comm. Bldg Revital. –Rich Creek
Rt. 99 Utility Service – Pulaski Twn/Co
Economic Assessment Planning – Floyd Co
Town Park Development – Glen Lyn
Rt. 177/Tyler Av. Utilities – Mont. Co.
Elliston Revital. (Brake Road) – Mont. Co.
Community Center Rehab - Pearisburg
Last-mile Fiber – Pulaski Twn
Broadband Deployment – region-wide



Agenda

March 22, 2018

6:00 p.m.—New River Valley Business Center, Fairlawn

- I. **CALL TO ORDER**
- II. **CONSENT AGENDA**
 - A. Approval of Minutes for February
 - B. [Approval of Treasurer's Report for February](#)
- III. **COMMONWEALTH INTERGOVERNMENTAL REVIEW PROCESS**
 - A. Projects (Signed-off by the staff)
None
 - B. Regular Project Review
None
 - C. Environmental Project Review
None
- IV. **PUBLIC ADDRESS**
- V. **REVIEW OF MUTUAL CONCERNS AND COMMISSIONERS' REPORTS**
- VI. **CHAIR'S REPORT**
- VII. **[EXECUTIVE DIRECTOR'S REPORT](#)**
- VIII. **OLD BUSINESS**
- IX. **NEW BUSINESS**
 - A. [FY19 VDOT Rural Transportation Planning Work Program](#)
Presentation by Elijah Sharp, Deputy Executive Director
Commission Action
 - B. [NRV Regional Tourism Collaboration Report](#)
Presentation by James Jones, Regional Planner
Commission Discussion
 - C. [2018 Regional Commission Awards](#)
Commission Action

Next Meeting April 26th at 6:00pm

All meeting materials posted on the Commission website www.nrvrc.org

The New River Valley Regional Commission provides area wide planning for the physical, social, and economic elements of the district; encourages and assists local governments in planning for their future; provides a means of coordinating federal, state, and local efforts to resolve area problems; provides a forum for review of mutual concerns; and implements services upon request of member local governments.



6580 Valley Center Drive | Suite 124 | Radford, VA 24141 | 540-639-9313

NRVRC.ORG

MEMORANDUM

To: NRVRC Board Members
From: Janet McNew, Finance Director
Date: March 12, 2018
Re: February 2018 Financial Statements

The February 2018 Agencywide Revenue and Expenditure Report and Balance Sheet are enclosed for your review. Financial reports are reviewed by the Executive Committee prior to inclusion in the meeting packet.

The Agencywide Revenue and Expense report compares actual year to date receipts and expenses to the FY17-18 budget adopted by the Commission at the June 22, 2017 meeting. The financial operations of the agency are somewhat fluid and projects, added and modified throughout the year, impact the adopted budget. For example, revenue lines with a zero balance in the adopted budget section (gray area left side) are new projects and revenue sources added since budget adoption. Another example of fluid operations are the identified revenue sources that fall short of budget. Some may not fund and will be replaced by new projects, other projects are active but may not get underway until the second half of the year.

As of month-end February 2018 (66.7% of the fiscal year), overall year to date revenues are 59.32% and expenses are 61.51% of adopted budget. The revenue lag over expense monthly (\$46,479) and year to date (\$65,641) is primarily due to projects invoiced on a quarterly basis and benchmark projects that cannot be invoiced at this time. This amount is reflected in the balance sheet entry, Net Projects, at (\$112,721). The Accounts Receivable entry, at \$552,789, reflects the impact of Workforce activities on the agency financials. Of the Accounts Receivable total, 85% (\$469,964) are Workforce receivables.

The two largest budget expense lines, Salary and Fringe, are in line with budget at 65.22% and 62.39%, respectively. We have previously reported line items exceeding adopted budget including Printing at 69%, Media Ad/Outreach at 171%, and Insurance at 91% of adopted budget.

Strengthening the Region through Collaboration

Counties

Floyd | Giles
Montgomery | Pulaski

City

Radford

Towns

Blacksburg | Christiansburg
Floyd | Narrows | Pearisburg
Pulaski | Rich Creek

Higher Education

Virginia Tech
Radford University
New River Community College

New River Valley Regional Commission
Agencywide Revenue and Expenditures - February 2018

FY17-18 Budget		(66.7% of fiscal year)			
Adopted 6/22/2017		February 2018	YTD	Under/Over	% Budget
Anticipated Revenues					
ARC	75,668.00	0.00	34,334.00	41,334.00	45.37%
ARC - Princes Fork	12,000.00	2,877.61	2,877.61	9,122.39	23.98%
ARC - Industry Mapping	35,000.00	0.00	0.00	35,000.00	0.00%
LOCAL ASSESSMENT	231,183.48	0.00	226,762.83	4,420.65	98.09%
DHCD - Administrative Grant	75,971.00	0.00	56,978.00	18,993.00	75.00%
EDA	70,000.00	17,500.00	52,500.00	17,500.00	75.00%
Workforce Fiscal Agent	60,000.00	0.00	50,000.00	10,000.00	83.33%
Workforce Funding	2,141,050.00	195,130.40	1,354,772.67	786,277.33	63.28%
Workforce Pathways Fiscal Agent	50,000.00	0.00	37,500.00	12,500.00	75.00%
VDOT	58,000.00	0.00	35,381.08	22,618.92	61.00%
VDOT - Rocky Knob Project	80,000.00	0.00	3,696.80	76,303.20	4.62%
Floyd Town	0.00	0.00	2,761.54	-2,761.54	0.00%
Floyd Co EDA	4,500.00	0.00	4,151.93	348.07	92.27%
Giles County	51,375.00	0.00	7,972.96	43,402.04	15.52%
Narrows Town	41,000.00	0.00	0.00	41,000.00	0.00%
Rich Creek Town	8,118.47	471.94	2,658.81	5,459.66	32.75%
Montgomery County	32,106.83	0.00	1,000.00	31,106.83	3.11%
Blacksburg Town	11,000.00	1,083.33	8,666.64	2,333.36	78.79%
Pulaski County	10,850.00	0.00	9,586.50	1,263.50	88.35%
Pulaski Town	40,000.00	0.00	0.00	40,000.00	0.00%
Miscellaneous (Meetings/Interest/Recovered Costs)	0.00	193.11	439.98	-439.98	0.00%
Virginia's First RIFA	25,000.00	2,083.33	17,666.64	7,333.36	70.67%
New River Community College	0.00	0.00	1,616.41	-1,616.41	0.00%
NRV MPO	34,625.00	0.00	24,895.55	9,729.45	71.90%
RV-ARC RideSolutions	33,680.00	0.00	18,601.48	15,078.52	55.23%
Dept of Conservation and Recreation	0.00	0.00	750.00	-750.00	0.00%
Dept of Environmental Quality	8,000.00	0.00	3,253.45	4,746.55	40.67%
VA Dept of Emergency Management	14,029.00	0.00	8,275.59	5,753.41	58.99%
VA Department of Agriculture	17,500.00	0.00	8,789.62	8,710.38	50.23%
VA Early Childhood Foundation	113,250.00	19,961.50	19,961.50	93,288.50	17.63%
Southwest Virginia SWMA	2,000.00	0.00	2,000.00	0.00	100.00%
New River Health District	25,000.00	0.00	11,247.88	13,752.12	44.99%
ReNew the New	7,330.12	485.20	485.20	6,844.92	6.62%
New River-Highlands RC&D Council	0.00	0.00	2,000.00	-2,000.00	0.00%
Region I Planning & Development (WV)	0.00	0.00	6,033.29	-6,033.29	0.00%
Smart Beginnings Fund Raising	0.00	0.00	790.00	-790.00	0.00%
Unprogrammed ARC Jan-Jun 2018	34,334.00	0.00	0.00	34,334.00	0.00%
Revenues	3,402,570.90	239,786.42	2,018,407.96	1,384,162.94	59.32%
Expenses					
Salaries	1,104,578.00	90,288.09	720,401.82	384,176.18	65.22%
Fringe Benefits	333,943.00	26,510.16	208,357.89	125,585.11	62.39%
Travel	51,650.00	2,735.28	32,205.10	19,444.90	62.35%
Office Space	68,354.00	4,475.41	40,321.41	28,032.59	58.99%
Communications	49,462.00	1,578.69	13,033.28	36,428.72	26.35%
Office Supplies	36,797.00	2,780.80	22,671.57	14,125.43	61.61%
Postage	2,575.00	29.31	1,362.82	1,212.18	52.93%
Printing	7,200.00	0.00	4,955.58	2,244.42	68.83%
Copier Usage/Maintenance	4,750.00	107.80	1,351.20	3,398.80	28.45%
Outreach/Media Adv	10,000.00	219.00	17,071.16	-7,071.16	170.71%
Equipment Rent/Copier	5,819.00	476.71	3,907.81	1,911.19	67.16%
Fleet Vehicles	8,000.00	711.48	2,553.36	5,446.64	31.92%
Dues/Publications	20,760.00	0.00	14,822.36	5,937.64	71.40%
Training/Staff Development	21,000.00	2,589.88	5,921.83	15,078.17	28.20%
Insurance	5,600.00	0.00	5,103.00	497.00	91.13%
Meeting Costs	22,000.00	694.08	6,499.97	15,500.03	29.55%
Capital Outlay (WDB)	6,500.00	0.00	-421.20	6,921.20	-6.48%
Contractual Services	1,608,656.00	152,733.74	971,254.91	637,401.09	60.38%
Professional Services Audit/Legal	14,500.00	0.00	9,372.50	5,127.50	64.64%
Miscellaneous/Fees	6,150.00	334.98	3,303.23	2,846.77	53.71%
Expenses	3,388,294.00	286,265.41	2,084,049.60	1,304,244.40	61.51%
Agency Balance	14,276.90	-46,478.99	-65,641.64		

New River Valley Regional Commission
Balance Sheet
Period From : 07/01/2017 to 2/28/2018

Assets:

Operating Account	219,033.33
Reserve Funds - Certificate of Deposit	101,296.08
Reserve Funds - MMA	84,679.30
Accounts Receivable	552,788.74
Total Assets:	<u><u>957,797.45</u></u>

Liabilities:

Accounts Payable	147,375.34
Accrued Annual Leave	68,739.75
Accrued Unemployment	23,309.38
Expense Reimbursement	576.20
Total Liabilities:	<u><u>240,000.67</u></u>

Projects:

(Equity Accounts)	Net Projects	-112,721.19
	Current Year Unrestricted	81,746.88
	Unrestricted Net Assets	741,706.35
	Total Projects (Equity)	<u><u>710,732.04</u></u>
	Total Liabilities and Projects	<u><u>950,732.71</u></u>
	Net Difference to be Reconciled	<u><u>7,064.74</u></u>
	Total Adjustment*	<u><u>7,064.74</u></u>
	Unreconciled Balance	<u><u>0.00</u></u>

*YTD adjustment to Accrued Leave. Final adjustment will be posted at fiscal year end closeout.



6580 Valley Center Drive | Suite 124 | Radford, VA 24141 | 540-639-9313

N R V R C . O R G

March 14, 2018

Executive Director's Report

Economic Development:

- The GO Virginia application submitted for expansion of Small Business Development Center services to include a full-time position in the NRV was recommended for partial funding by the Regional Council. \$85,000 was requested and approximately \$35,000 was recommended. This will help off-set the local government match for the first year of operations opposed to two years. The state board must approve the project before funds are committed.
- The GO Virginia Regional Council will meet on March 19th to review project performance criteria and metrix. All per capita funding for Region 2 is currently allocated. New funds may become available in July depending upon the adopted state budget. The Senate budget has level funding while the House includes \$15.0 million additional.

Transportation:

- On March 6th NRV Rail 2020 met with the Secretary of Transportation, Shanon Valentine, along with the director of the Department of Rail and Public Transportation and the director of Rail Programs. The meeting provided insight on next steps for NRV Rail along with items the transportation leaders are trying to address in other parts of the state which have impacts on passenger rail service to the region.

Regional:

- The Regional + Local Housing Study proposal received tentative approval from the funder last week. Commission staff is formally submitting the proposal via their online system this week. It may be three to four weeks before a contract is secured and a formal public announcement can be made.
- The NRV Livability Initiative Information Exchange held in early March was well attended with approximately 200 registered.
- The Regional Commission will be co-hosting with the Community Foundation of the NRV a Funders Forum on May 3rd at Ignite in Christiansburg. Registration will open next week and will be available for up to 50 attendees. The half-day workshop will include presentations from key state, federal and nonprofit funders. The intention of the event is to help project leaders across the region be successful in securing funds for implementation.

Commission:

- Interviews for the Data Systems Manager/GIS position and Smart Beginnings NRV Coordinator will take place the last week of March. Ideally, the positions will be filled by mid-April.
- On March 20th the Virginia Association of Planning District Commissions will be holding a Congressional briefing in Washington, DC for members of Congress and their staff. Each region will be highlighting federal investments in their region and the impact of the programs.
- Details are starting to fall into place for the Regional Commission Annual Dinner event. Please hold Tuesday May 15th on your calendar! Mobile workshops will be 4:00-5:30 with the dinner event 6:00-8:00. A save the date will be sent out before the end of the month with venue information.



6580 Valley Center Drive | Suite 124 | Radford, VA 24141 | 540-639-9313

NRVRC.ORG

MEMORANDUM

To: Regional Commission Board Members
From: Elijah Sharp, Deputy Executive Director
Date: March 15, 2018
Re: FY19 Transportation Planning Work Program

The Virginia Department of Transportation allocates a part of the State Planning and Research (SPR) funding to provide annual transportation planning assistance for non-urbanized areas within the Commonwealth. The Transportation Planning Work Program was created to aid the State in fulfilling the requirements of the State planning process. SPR funds are appropriated under 23 US Code 307 (c), requiring an 80% federal and 20% local match.

In FY19 (July 1, 2018 – June 30, 2019) each Planning District Commission/Regional Commission will receive \$58,000 of the Virginia Department of Transportation's SPR funds. Each Commission is required to provide a \$14,500 local match, develop a program scope of work, and pass a resolution of support.

The NRV Rural Transportation Technical Advisory Committee reviewed and approved of the draft program on March 13, 2018. The FY19 program will provide technical assistance for multiple projects, SMART Portal project preparation and submission, local Commonwealth Transportation Board meetings, and more.

Staff will present at the March Commission meeting and be available to answer any questions you may have.

Strengthening the Region through Collaboration

Counties

Floyd | Giles
Montgomery | Pulaski

City

Radford

Towns

Blacksburg | Christiansburg
Floyd | Narrows | Pearisburg
Pulaski | Rich Creek

Universities

Virginia Tech
Radford University

NEW RIVER VALLEY'S

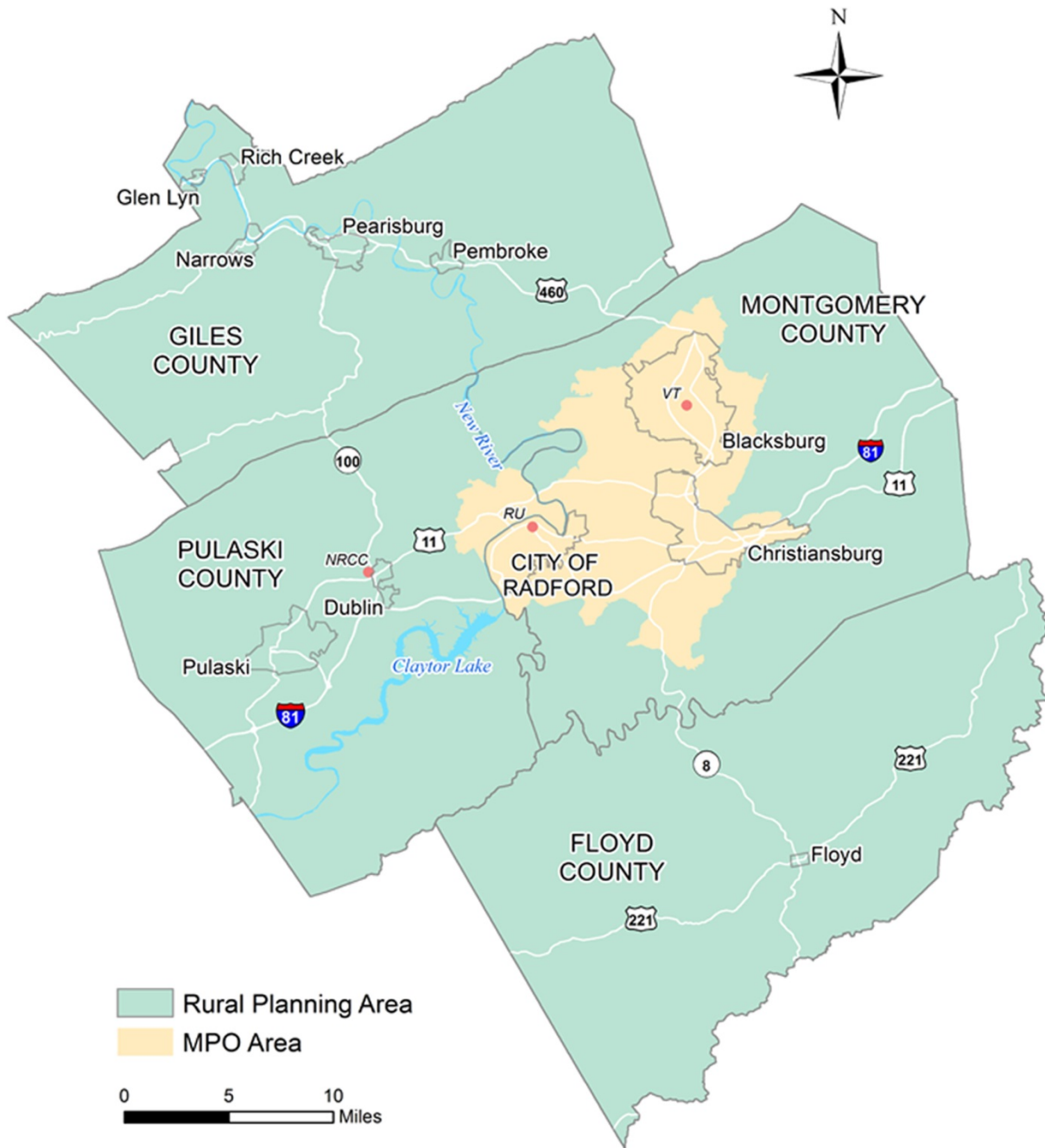
Transportation

planning work program FY19

March 13, 2018



Program Planning Areas



Rural Work Program Impacts

Period: 2009—2017

Local Contribution: \$14,500/yr. (\$130,500)

Planning: \$5 for every local \$1

Implementation: \$21 for every local \$1

◆ Grants (\$2,677,950):

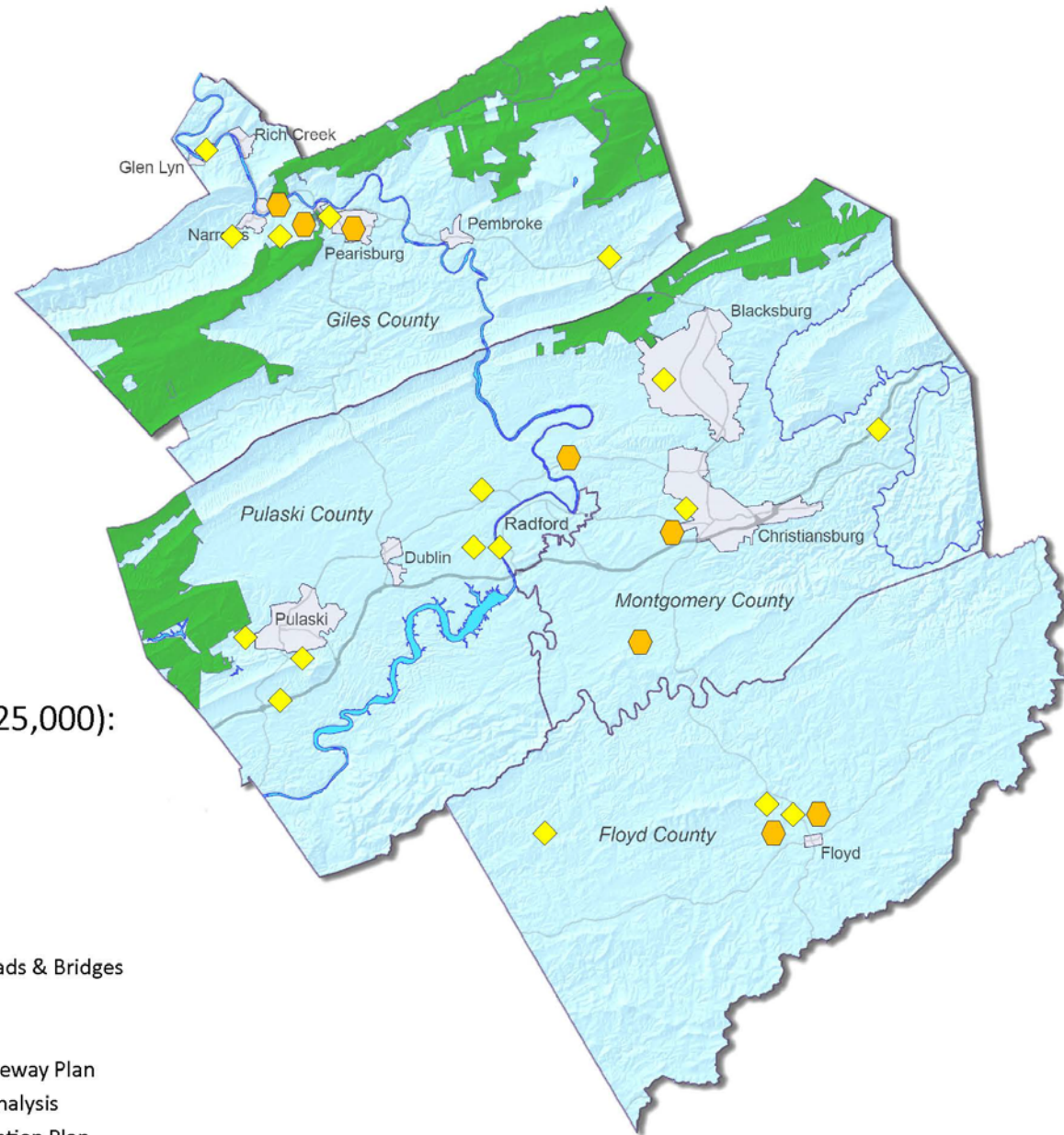
- ARC/VDOT Floyd Industrial Access (\$1,000,000)
- IPROC Passenger Rail (\$350,000)
- Christiansburg Highway-Rail Crossing (\$437,800)
- Bluff City Boat Access (\$78,750)
- Whitt Riverbend Boat Access (\$83,400)
- Pearisburg Enhancement (\$52,000)
- Belview SRTS (\$260,000)
- Auburn SRTS (\$240,000)
- Christiansburg SRTS (not awarded)
- Floyd Enhancement (\$176,000)
- CTB Representative Meetings (Annual)

◆ Local TA(\$250,000):

- PAT Bus Stop Safety & Accessibility Study
- RT Bus Stop Safety & Accessibility Study
- SMART Scale Application Assistance
- Route 99 Retail Feasibility Study
- Route 11/460 Corridor Study
- Draper Corridor Study
- AT Community Brochures/Kiosks
- Transportation Conceptual Plans
- Blacksburg Bicycle Master Plan
- Comprehensive Plans
- Transit Development Plans (BT, RT, PAT)

Regional Planning (\$425,000):

- NRV Rail 2020
- Regional Freight Plan
- Regional Transit Study
- Regional Passenger Rail Study
- US Bike Route 76 Study
- NRV Trail Counter Program
- NRV Mapping of Vulnerable Roads & Bridges
- PDC/MPO Transit Technology
- NRV Livability Initiative
- Regional Bikeway, Walkway, Blueway Plan
- Regional Transit Organization Analysis
- Regional Long-Range Transportation Plan
- Regional Hazard Mitigation Plan

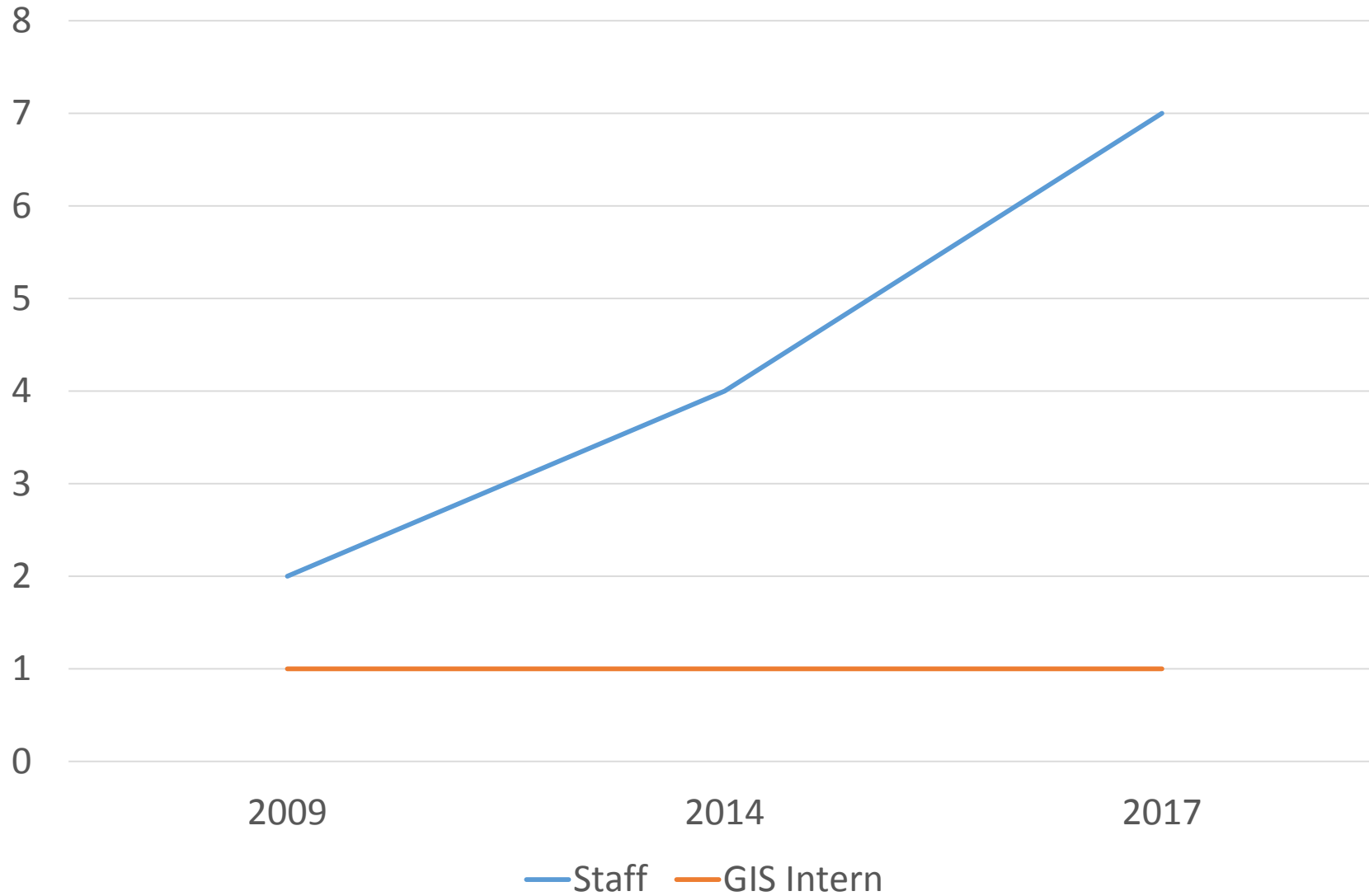


Task and Budget Overview

	FY18	FY19
• Program Administration:	\$5,000	\$5,000
• Regional Leadership:	\$2,500	\$2,500
• Technical Assistance:	\$40,000	\$35,000
• Project Implementation:	\$10,000	\$15,000
• Statewide Projects:	\$15,000	\$15,000
<hr/>		
	<i>Totals:</i>	<i>\$72,500</i>



Small Budget – Big Impacts



Regional Leadership

- Transportation Technical Advisory Committee (TAC)
 - Max: 3 annual meetings
 - Annual Multi-Regions Bike/Walk Social
- Regional Transit Coordinating Council
 - Max: 3 annual meetings
 - TDPs – Regional Kickoff



MULTI-REGIONS ALTERNATIVE TRANSPORTATION SOCIAL



**NRV
2016**

Technical Assistance: Potential Projects

- Maintain Current Regional Programs
 - NRV Cycling Guide
 - Trail Counter Program
 - NRVRC/NRVMPO Transit Portal partnership
 - “What We Do” transportation website(s)
- **Looking for** a local and a multi-jurisdictional project!



What We Do – Transportation Planning

The New River Valley Regional Commission provides transportation planning assistance across the region. Through a partnership with the Virginia Department of Transportation, the Commission manages an annual Rural Work Program that is guided by a multi-jurisdictional Transportation Technical Advisory Committee. The Rural Work Program enables the Commission to offer a wide range of transportation technical assistance and services to the region. The Rural Work Program is geared towards communities located outside of the Metropolitan Planning Organization's (MPO) urbanized boundary. The map highlights the communities in the New River Valley that are eligible for rural planning assistance. Although there are different responsibilities for each organization, the region's Commission and MPO are active partners in transportation planning.

Transportation Planning

The NRVRC provides transportation planning assistance across the region. Program areas include:

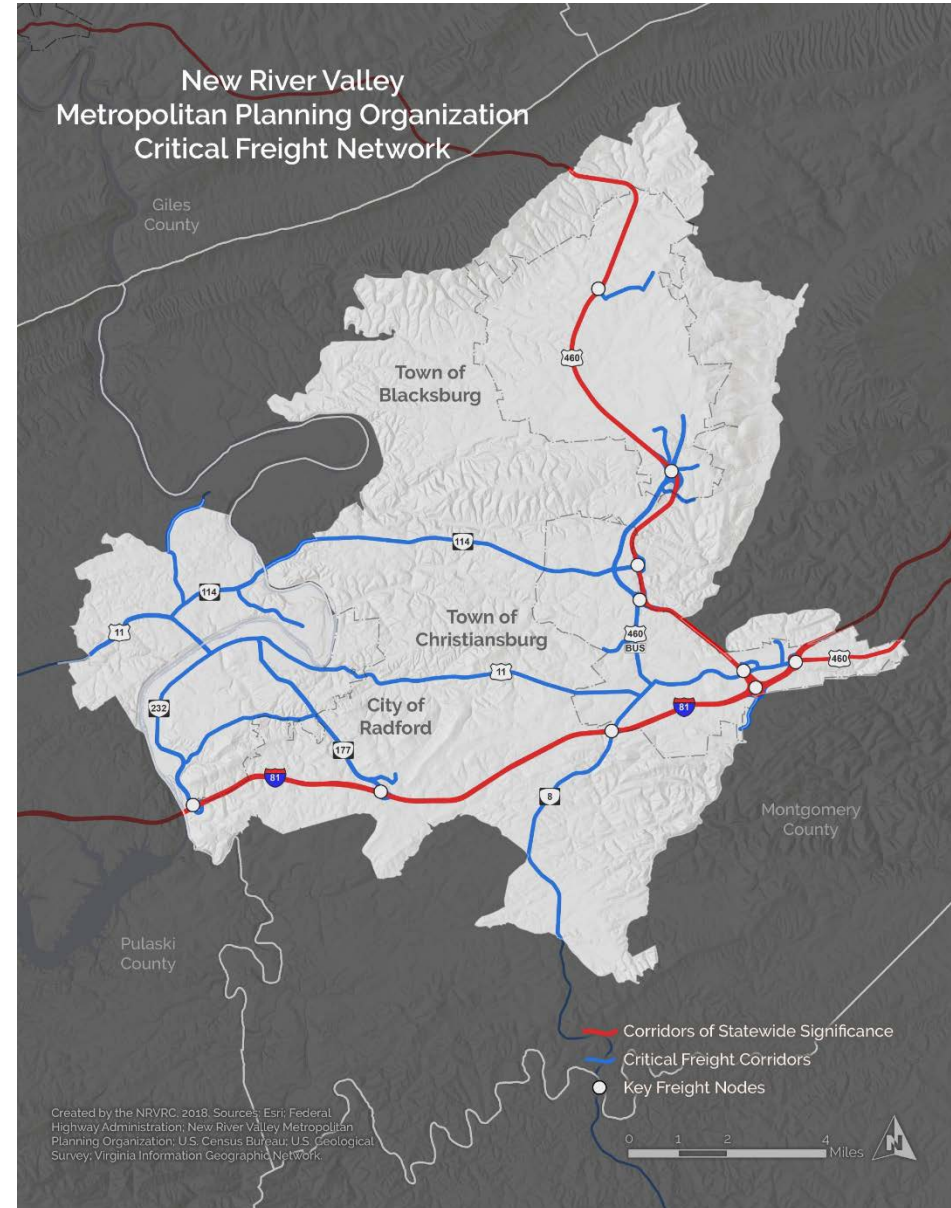
STATE, REGIONAL, AND LOCAL TRANSPORTATION PLANNING

- Comprehensive Long-Range Plans
- Transportation Alternatives, bicycle & pedestrian
- Corridor Studies, access management & community conceptual planning
- Transit Studies, overlapping service stops & coordination
- Passenger Rail, site evaluation & ridership demand

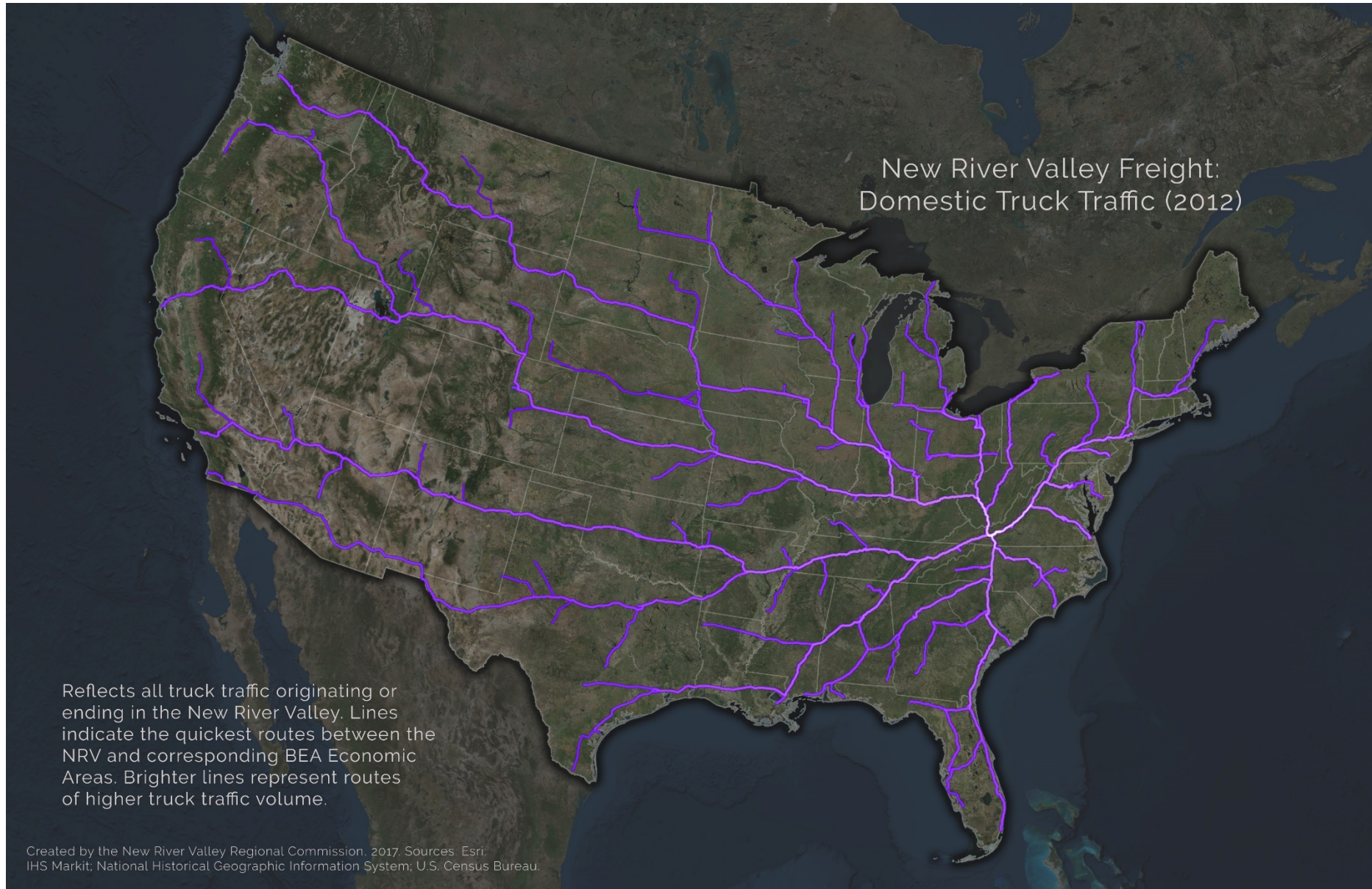
New River Valley Regional Commission
540-639-9313
6580 Valley Center Drive
Suite 124
Radford, VA 24141

http://nrvrc.org/what-we-do/

We Do Transportation Planning



We Do Transportation Planning



We Do Transportation Planning



BUS STOP SAFETY AND ACCESSIBILITY STUDY

STAKEHOLDER OUTREACH (CONTINUED)

Rider Survey

Radford Transit surveying took place Wednesday, November 15th from 10:00am to 12:00pm and on Friday, November 17th, from 12:00pm to 2:00 pm. This survey engaged 29 total responses with the overwhelming majority of respondents being Radford University students.

Overall, the majority of respondents feel safe at bus stops serviced by Radford Transit, with only four indicating that they sometimes feel safe. The majority of respondents also indicated that they do not have difficulty getting to or from a bus stop serviced by Radford Transit. Finally, the last question asked about proposed bus stop improvements. 86 percent of respondents stated that they would be encouraged to use transit more if improvements were completed. Few respondents indicated that improvements wouldn't make any difference.

Riders feel safe

Riders can access stops easily

Improvements would encourage more use



BUS STOP SAFETY AND ACCESSIBILITY STUDY

EXECUTIVE SUMMARY (CONTINUED)

FIGURE 1: ACTION PLAN EXAMPLE
Copper Beach Time Check



Project Implementation

- 1-on-1 CTB Meetings
- Grant writing/conceptual planning
 - Up to three local projects
- Support local projects
 - Data
 - Linking local projects to regional & Statewide plans/needs
 - Letters/resolutions



Statewide Projects

- SMART Scale
 - Applications due August 1, 2018
 - Corridors of Statewide Significance, Regional Network, within a designated UDA, or safety (HSIP)
 - Commission = up to 4 applications
 - Project funding available August 2023
- Developing Statewide performance measures

Questions?



***New River Valley
Regional Commission***

March 22, 2018

Resolution of support for FY 2019 Transportation Planning Work Program.

WHEREAS, the New River Valley Regional Commission is eligible to receive State Planning and Research (SPR) funds through the Virginia Department of Transportation's Rural Transportation Planning Assistance Program; and

WHEREAS, the proposed FY 2019 Transportation Planning Work Program represents the interests of the New River Valley region; and

WHEREAS, the New River Valley Regional Commission has reviewed the Transportation Planning Work Program and agrees with the projected work elements for the 2018-2019 fiscal year.

THEREFORE, BE IT RESOLVED by the New River Valley Regional Commission that this Commission adopts and supports the FY 2019 Transportation Planning Work Program - Rural Planning Organization Staff Budget.

Adopted this 22nd day of March 2018

L. Joe Carpenter, Chair



6580 Valley Center Drive | Suite 124 | Radford, VA 24141 | 540-639-9313

NRVRC.ORG

MEMORANDUM

To: NRVRC Board Members
From: James Jones, Regional Planner
Date: March 13, 2018
Re: New River Valley Tourism Collaboration

In 2015, the Regional Commission received grant funding from the Virginia Department of Housing and Community Development to evaluate models of collaboration for tourism in the New River Valley. The primary objective of this program was to evaluate different models of tourism collaboration that would best suit the region and could be implemented in the future.

Over the course of 2016, the Regional Commission worked with the local Destination Marketing Organizations (DMOs) to further understand their programs and better comprehend tourism development in the region. The Regional Commission interviewed each DMO one-on-one, reviewed each of their tourism strategic plans, as well as researched related tourism industry data. Furthermore, case studies were developed regarding the models of collaboration and were based on several regional tourism entities within Virginia. Lastly, a demonstration project, the Southwest Virginia Outdoor Expo, was conducted as part of the grant process for the purposes of experiencing collaboration.

The attached report was prepared detailing the process of the grant program and recommendations for the future of regional tourism. Additional details and findings will be presented at the Regional Commission meeting Thursday, March 22nd.

Strengthening the Region through Collaboration

Counties

Floyd | Giles
Montgomery | Pulaski

City


Radford

Towns

Blacksburg | Christiansburg
Floyd | Narrows | Pearisburg
Pulaski | Rich Creek

Higher Education

Virginia Tech
Radford University
New River Community College



TOURISM COLLABORATION

IN THE NEW RIVER VALLEY



Floyd County

Giles County

Montgomery County

Pulaski County

City of Radford

TABLE OF CONTENTS

Acknowledgements.....	2
Executive Summary.....	4
History of Tourism Collaboration in the New River Valley.....	5
Project Overview.....	6
Local Tourism Strategic Plans Review.....	8
Models of Collaboration.....	11
Models of Collaboration - Overview.....	15
Findings.....	16
Attachment A - Tourism Interview Questions	17
Attachment B - Demonstration Project.....	18
Attachment C - Tourism Travel Economic Impact Study.....	19

ACKNOWLEDGEMENTS

Tourism Collaboration in the New River Valley was made possible by the Virginia Department of Housing and Community Development and was funded through the Building Collaborative Communities grant. The Building Collaborative Communities program is designed to assist regions in creating and sustaining new economic opportunities across Virginia and aims to promote regional economic collaboration to stimulate job creation, economic development, and build community capacity.

This project received support from the management team, including:

Lisa Bleakley - Montgomery County Regional Tourism

Deborah Cooney – City of Radford Tourism

Cora Gnegy – Giles County Tourism

Pat Sharkey - Floyd County Tourism

Peggy White – Pulaski County Tourism

Tourism Collaboration in the New River Valley was prepared by the New River Valley Regional Commission.

Thanks to the New River Valley Destination Marketing Organizations



Find it
in Radford

Giles
VIRGINIA'S
MOUNTAIN
PLAYGROUND™



GO TO TOWN! **BC**
BLACKSBURG
CHRISTIANSBURG
MONTGOMERY COUNTY, VA

EXECUTIVE SUMMARY

This report explores regional tourism collaboration in the New River Valley and evaluates different models that could be implemented in the region. Additionally, an overview of tourism development in the region is provided, including a project timeline along with tourism industry data.

A review was conducted on the each locality's tourism strategic plan in order to examine common programmatic goals and initiatives. There were several similarities with each program's strategic plan, for example, most of the localities had an emphasis on improving tourism marketing and promotions, enhancing tourism partnerships, and improving tourism products/offerings.

The models of collaboration evaluated in this report include Informal Collaboration, Cost-Shared Staff Position, Regional Destination Marketing Organization (DMO), and a Convention and Visitor's Bureau (CVB). Research on pros, cons, and costs for each model was conducted, along with analysis on structure and timeline for implementation.

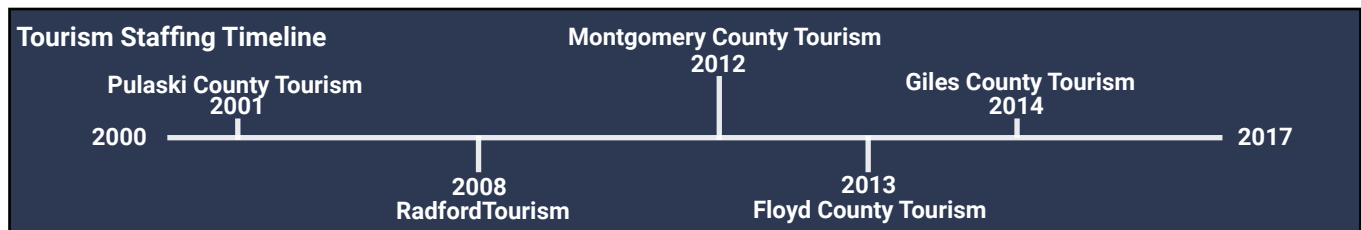
Case studies were also developed regarding the models of collaboration. Each of the case studies examines Virginia entities and includes examples from Northern Shenandoah Valley Regional Commission (Front Royal), Crater Planning District Commission (Petersburg), and Visit Virginia's Blue Ridge Convention and Visitor's Bureau (Roanoke). The case studies identify who serves as the lead agency, funding model implemented, annual budget, staff capacity, and primary services delivered.

Furthermore, a demonstration project was conducted during this grant process for the purposes of experiencing a new form of collaboration. The demonstration project was the 2017 Virginia's Outdoor Lovers Expo, which was coordinated by the New River Valley Regional Commission in partnership with the DMOs. This was an opportunity for the regional partners to experience collaboration on a shared project to evaluate the value in the region. After research and thorough engagement with the DMOs, the model best suited for this region at this time is a Cost-Shared Staff Position.

Financially, this is the most reasonable approach to increase regional collaboration. Additionally, the tourism economy has seen a rapid increase in volume of activity, resulting in tasks and projects prime for regional collaboration. The tourism industry in the New River Valley has observed significant gains over the past few years; implementing the next step toward collaboration will sustain and drive future success for the region.

HISTORY OF TOURISM COLLABORATION IN THE NEW RIVER VALLEY

The New River Valley Regional Commission (Regional Commission) and local Destination Marketing Organizations (DMOs) have been working collaboratively in the New River Valley since 2010. The group began collaborating on projects such as the regional tourism website, Explore New River Valley, and the New River Valley Trail Guide. Initially, the group was comprised of a mix of tourism directors, tourism professionals and chamber of commerce employees from around the region. It was not until 2014 that all four counties and the city had staff positions dedicated to tourism, whether full-time or part-time.

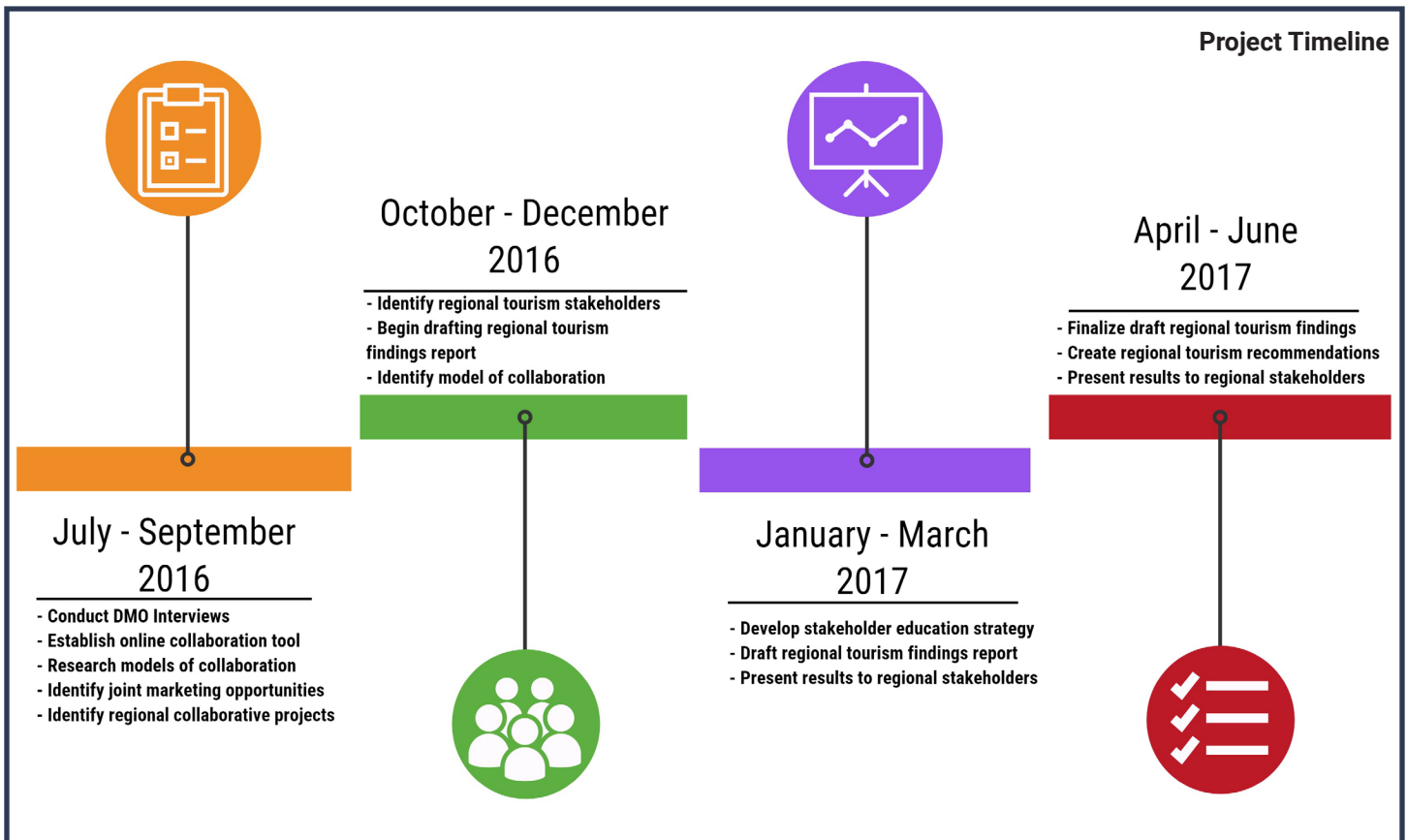


Since 2010, the Regional Commission has convened regular meetings with the purpose of the DMOs being able to update each other on ongoing projects, upcoming events, and discuss opportunities for collaborative projects. The meetings are a way for the localities to keep up with each other, build relationships, and for the Regional Commission to offer support to their individual and collective efforts. In addition to the New River Valley Trail Guide and Explore New River Valley website, the Regional Commission and DMOs have also worked together on collaborative projects such as the 'ReNew the New' river cleanup and 'Virginia's Outdoor Lover's Expo'. These voluntary projects have helped strengthen relationships of the DMOs for regional collaboration. Relationships are no doubt stronger as a result; however, the collaboration remains informal and voluntary.

In 2015 the Regional Commission applied to the Virginia Department of Housing and Community Development for a Building Collaborative Communities (BCC) grant to explore methods of enhancing tourism collaboration in the New River Valley. The BCC project identifies different models of collaboration as potential strategies for enhancing tourism collaboration, including: Cost-Shared Staff Position, Regional DMO, and Convention and Visitor's Bureau. The Regional Commission researched the models and interviewed organizational leaders that utilize the models in an effort to identify the model best suited to expand regional tourism initiatives in the New River Valley.

One-on-one interviews were conducted with the local DMOs in the summer of 2016 to better understand existing tourism programs and to identify strengths, weaknesses, needs, and potential collaborative projects. The DMOs were asked to identify regional projects they would want to work on collaboratively, their number one target audience for marketing purposes, and critical challenges they face within their tourism programs. The Regional Commission also reviewed the budget for each tourism program to determine how each program allocates funding to local tourism offices, compared to how much tourism related revenue is generated in each community. The Regional Commission also reviewed each tourism program's strategic plan for common programs and strategies.

PROJECT OVERVIEW



Tourism Collaboration in the New River Valley began shortly after the Building Collaborative Communities grant award in May 2016. One of the first milestones completed during the project was one-on-one interviews between the DMOs and Regional Commission during June 2016. The meetings allowed the Regional Commission to sit down with each of the DMOs to discuss their tourism programs. As a part of the interviews, the DMOs were asked a series of questions. The responses can be found in Attachment A. The questions included:

1. What are the strengths of your tourism program?
2. What challenges does your tourism program face?
3. What joint marketing opportunities do you want to pursue?
4. What regional collaborative projects are you interested in pursuing?

The next step in the process was to implement an online collaboration tool that would serve as a central repository of tourism information for the DMOs. Research was conducted on several online tools including Basecamp, Bolste, Podio, Same Page, Slack, and Trello. The goal was to utilize a tool that would help the DMOs easily access tourism related documents and include calendar integration to show relevant deadlines. The online tool needed to keep all parties up to date and support increased collaboration. Research was presented to the local DMOs on each software platform and ultimately Same Page was selected for implementation. The most beneficial aspect of SamePage was the ability to upload and download documents of all forms and the calendar features. This tool worked well for small group projects; however, larger projects, such as the Vigrinia's Outdoor Lovers Expo event required a different approach.

Following the deployment of a collaboration platform, the Regional Commission began researching different models of collaboration. Pros, cons, and costs were developed for implementing each model. The models that examined included: Informal Collaboration, Cost-Shared Staff Position, Regional DMO and a Convention and Visitor’s Bureau (CVB). For each tourism model, a case study example in Virginia was examined. Case studies include the New River Valley Regional Commission (Informal Collaboration), Northern Shenandoah Valley Regional Commission (Cost-Shared Staff Position), Crater Planning District Commission (Regional DMO), and Visit Virginia’s Blue Ridge (Convention and Visitor’s Bureau). Interviews were conducted with representatives from each entity to discuss positive and negative aspects of the collaboration models for each program.

In March 2017, a project update was presented to the DMOs. Following the update, the DMOs were asked what they thought the next best step would be for enhancing regional tourism in the region. The DMOs discussed how far regional tourism has come over the past few years and collectively recognized key milestones. The group expressed interest in moving to a Cost-Shared Staff Position, but also shared concerns regarding financial impact to their existing programs. Based on the research and experience over the past six years, there was a consensus on pursuing a Cost-Shared Staff Position as the most appropriate model as a next step in advancing regional tourism. It is important to note, the DMOs appreciate autonomy and flexibility in their local programs, therefore all regional work programs should be established jointly with the intent of adding value to the local programs, not to encumber local initiatives.

The Building Collaborative Communities grant was designed with a demonstration project as a key component for the DMOs and the Regional Commission to experience, observe, then analyze as information needed prior to pursuing further collaborative models. The demonstration project selected was a coordinated effort to host the Virginia’s Outdoor Lovers Expo (Expo), in the Spring of 2017. The first two-years this event was held in Abingdon and coordinated by staff from Friends of Southwest Virginia. Since the Expo was changing location for the first time, and a staff transition took place with Appalachian Spring, while the Regional Commission had staff time available, it turned out the 2017 Expo in the NRV would be a suitable demonstration project. A planning committee was formed which included staff from the local DMOs, representatives from Virginia Tourism Corporation, and the Regional Commission. This committee planned the event utilizing the cost-shared staff model of collaboration. The nine-month process to plan and execute the Expo was a valuable experience and it directly informed the overall strategy for the next steps for regional tourism in the New River Valley.

Additionally, the Regional Commission researched regional data related to the tourism industry. Between 2011 and 2015 tourism expenditures increased in each county and city within the New River Valley, as well as tourism related employment. Upwards of \$266 million in tourism expenditures were generated in the region in 2016. The majority of the local tourism programs have an overall budget that’s less than \$100,000. Most of the DMO’s budgets correlate with the Transient Occupancy Taxes (TOT) generated in the counties and the city (see Table 1). The only exception is Pulaski County, which does not directly allocate funds to tourism specifically based on TOT revenue.

Table 1: Transient Occupancy Tax Rates in the New River Valley

Floyd Co.	Giles Co.	Mont. Co.	Pulaski Co.	Radford
5%	5%	9% & 7%*	6%	6%

Source: Local county and city official government websites

LOCAL TOURISM STRATEGIC PLANS REVIEW

Each local tourism strategic plan was reviewed as part of this project. Every tourism program in the New River Valley has a tourism strategic plan specific to their individual program. These plans were created with the help and guidance of the Virginia Tourism Corporation. For this report each tourism program's mission and vision statement, tourism goals or objectives, along with target markets were reviewed.

Montgomery County Tourism

Tourism is a \$143 million industry in Montgomery County, Blacksburg, and Christiansburg, providing over 1,400 jobs. The mission of the Montgomery County tourism program is to stimulate economic opportunity and enhance quality of life by the celebration and sharing of their culture, heritage, and natural beauty through authentic visitor experiences. According to their strategic plan, they aim to promote their destination in a manner that fosters partnerships and sustainable growth. Their vision is to be the premier mountain destination for travelers seeking unique recreational experiences in an area rich with natural resources, history, culture, and vibrant communities. Some of their target markets include Interstate travelers, outdoor enthusiasts, Virginia Tech and Radford University alumni, students, parents and visitors, and families.

Five major tourism goals:

1. Improve tourism marketing
2. Improve tourism infrastructure (i.e. visitor center, frontline ambassador program, wayfinding)
3. Develop and cultivate tourism partnerships
4. Develop tourism education programming and advocacy
5. Promote the growth tourism in Montgomery County through strong programming and policy

Radford Tourism

Radford Tourism brought in \$15.4 million in tourism related expenditures and is responsible for about 137 direct jobs in 2016, according to Virginia Tourism Corporation. According to Radford's Tourism Strategic Plan, their mission is to promote the city as a tourism destination for diverse travelers, thereby enhancing the economic and cultural vitality of the community. Their vision is to be recognized as a premier tourist destination on the scenic New River that supports a sustainable effort to promote its educational, cultural, historic, natural, and recreational attractions. Some of their target markets include University students, families and alumni, youth tournament players and families, outdoor enthusiasts, history buffs, and Interstate travelers.

Five major tourism goals:

1. Improve tourism product offerings (i.e. Glencoe Museum, outdoor recreation assets, lodging)
2. Expand tourism infrastructure pillars (i.e. wayfinding signage, public transportation system)
3. Enhance tourism partnerships
4. Maximize tourism promotions
5. Increase tourism programs and policies

Pulaski County Tourism

As detailed in their most recent Tourism Strategic Plan, Pulaski County's tourism mission is to create, promote, enhance, and improve the quality of life and economic opportunities for the visitors to, and citizens of, the County of Pulaski, while preserving their natural and historical character. Their vision is to take pride in becoming the premier tourism destination for multi-generational visitors to participate in year-round cultural, recreational, and education activities.

Some of their target markets include business/industry visitors, University students, parents and alumni, civic groups, history buffs, Interstate travelers, outdoor recreation enthusiasts, and families with children.

Four major tourism goals are:

1. Preserve natural/historic character
2. Create tourism related economic opportunities
3. Improve, enhance, and promote quality of life
4. Instill cooperation among communities, towns, and Pulaski County

Giles County Tourism

Giles County's Tourism Strategic Plan states that their mission is to encourage sustainable economic growth for the social and economic benefit of the residents and businesses of Giles County. This growth will be achieved in a manner consistent with the values, social and economic interests, and human and natural resources of the County. Their vision is for Giles County to become a vibrant tourism destination where people come to escape and reconnect with family and nature, while experiencing a life rich in history, culture, inspiring landscapes, rivers, and streams. They have one major goal and six outlined objectives. Their tourism goal is to increase tourism in and tourism awareness of Giles County as a destination to travelers within a six-hour radius including Giles County residents. Some of their target markets include outdoor enthusiasts, interstate travelers, University students, parents and alumni, wedding groups, and arts and culture enthusiasts.

Six objectives are:

1. Increase local awareness of tourism assets across Giles County
2. Increase collaboration of all towns, communities, organizations, businesses, and Giles County
3. Enhance tourism marketing and promotion efforts
4. Develop a viable workforce through education program for tourism services
5. Recruit new, independent lodging, restaurants, and unique shopping opportunities
6. Improve community infrastructure to compliment tourism development efforts

Floyd County Tourism

Floyd County Tourism is currently developing their tourism strategic plan. According to the draft version, their mission is to promote the unique cultural and natural resources of Floyd County, while preserving and enhancing their economic sustainability and quality of life. Their vision is that Floyd County will remain a thriving, authentic community in Southwest Virginia that maintains its small-town charm, natural beauty, and unique attractions. Some of their target markets include arts and culture enthusiasts, Blue Ridge Parkway travelers, event seekers, music lovers, and outdoor enthusiasts.

Tourism goals currently include:

1. Enhance and develop outdoor recreation opportunities
2. Enhance and develop culinary and agriculture-related tourism
3. Improve downtown experience / town center
4. Develop and promote events
5. Improve tourism marketing/brand
6. Expand visitor season and become a weeklong destination

Summary

Many of the tourism programs in the New River Valley have common goals and even their mission and vision statements are similar. Improving tourism marketing and promotions, enhancing tourism assets, and improving quality of life are some of the common themes found within the strategic plans. Many of their target markets are similar if not the same. With these programs having similar goals and objectives, improving regional tourism will be an attainable goal for the New River Valley.

MODELS OF COLLABORATION

The models of collaboration explored in this report include Informal Collaboration, Cost-Shared Staff Position, Regional Destination Marketing Organization, and Convention and Visitor’s Bureau. Each of these models have differing structures, costs, and timetables for implementation, as outlined below. The models were identified through research in partnership with the Virginia Tourism Corporation, local DMOs, and local government managers in the region. It is important to note that pursuit of these models should not come at the expense of funding for the local DMO programs. Regional approaches can not be successful without local programs focused on asset development and capacity within the communities.

Informal Collaboration

Informal collaboration allows tourism partners to be flexible when it comes to meeting frequency and project collaboration. In this model, the DMOs typically meet quarterly and there are no defined programs on an annual basis. Participation can be inconsistent and there is usually no predetermined budget for joint projects. Occasionally, this relationship can lack equity and does not appear sustainable for advancing significant and consistent regional tourism initiatives. Improvements to the structure of this existing model could address some issues such as, establishing a consistent meeting schedule and the possibility of partners delivering specific regional strategies. This model can continue for the foreseeable future provided resources to convene are available at the Regional Commission and the DMOs remain committed to the effort.

Table 2: Informal Collaboration

Pros	Cons	Costs	Structure	Timeline for Implementation
Limited change in meeting structure and commitment; no administrative costs to participate	Inconsistent participation; no identified roles; lack of regional focus; equity and sustainability concerns	NRVRC contributes staff time (\$5,000-\$7,000); DMOs contribute staff time	Voluntary participation by NRV DMOs and NRVRC staff	Already in place

Informal Collaboration Case Study - New River Valley Regional Commission (Radford, VA)

As previously mentioned, the Regional Commission and local DMOs utilize an informal method of collaboration. Current meeting frequency is bi-monthly, which changed from quarterly in 2016. With this form of collaboration, several regional projects have been accomplished. For example, the creation of the Explore NRV website was a collaborative effort by the tourism partners. Another example would be the design and print of the NRV Trail Guide in 2014. For both projects the Regional Commission prepared a Virginia Tourism Corporation Marketing Leverage Program grant. Each tourism partner contributed an equal dollar amount to get the trail guides designed, printed, and distributed. The tourism partners also collaborated on the 2017 Virginia’s Outdoor Lovers Expo , which was held in Radford. This event served as a demonstration project for this grant and a review can be found in Attachment B.

Cost-Shared Staff Position

The Cost-Shared Staff Position is the 'next step up' from an Informal Collaboration model relationship. Costs could be shared across the region to partially fund a staff position that supports tourism collaboration. The initial level of funding would support a part-time position, or provide support for full-time staff to dedicate a portion of their workload to tourism projects. This position would work closely with the local DMOs and provide support for regional marketing activities. Furthermore, they would seek to connect local organizations and partners to build relationships. This position would also coordinate with local DMO's on monthly, bi-monthly, or quarterly meetings, depending on the need. The Northern Shenandoah Valley Regional Commission uses this form of collaboration and their DMO committee meets monthly. This model of tourism collaboration could be established within one to two years.

Table 3: Cost-Shared Staff Position

Pros	Cons	Costs	Structure	Timeline for Implementation
Shares costs across region; defined staffing capacity to support collaboration; markets region as visitor destination	Added cost for each partner; staffing would start at less than 1.0 FTE to support the program	\$35,000 (\$7,500 from each DMO) includes staffing; joint marketing activities; and tourism brand development	NRV DMOs and/or NRVRC Staff	FY 19

Cost-Shared Staff Position Case Study – Northern Shenandoah Valley Regional Commission (Front Royal, VA)

Many localities in their region do not have the time or capacity to effectively market their communities, so the Northern Shenandoah Valley Regional Commission (NSVRC) was asked to coordinate regional efforts. The NSVRC has been hosting a cost-shared staff model of collaboration for regional tourism for many years. With the help of a recent grant, the NSVRC has been working on a regional branding initiative as well as formalizing the structure of their cost-shared form of collaboration. There is no defined budget for their regional program, as funding varies depending on the contributions from the localities and which projects are in their work program. A staff person at NSVRC convenes and provides staff support for the 15 destination marketing organizations in the region, including counties, towns, and cities. In this role, the NSVRC routinely serves as the fiscal agent for regional tourism projects and grants. Recently, the Northern Shenandoah Valley Region collaborated to bring in a consultant to create a regional tourism brand to assist with marketing content. As a result of the cost-shared model, their region was able to accomplish development of a regional brand, increase staff capacity to develop and execute regional projects, and create a regional tourism website.

Regional DMO

A Regional DMO model includes a full-time staff person whose main duties include coordinating regional tourism efforts, such as marketing initiatives, planning and convening regional tourism meetings, and being the primary leader of regional tourism projects. This model would necessitate increased funding to support the full-time staff position and related work program. The model would also add a tourism Board of Directors structure with representatives from each stakeholder organization who provides funding. In addition to the formalized tourism board, an advisory team could be utilized that supports specific strategic tourism initiatives. The staff position in this model would increase professional capacity along with financial resources to market the region. A formal meeting structure for the Board of Directors and management team would be in place, with either monthly or bi-monthly meetings. This model of collaboration would take two to four years to establish, considering the financial needs, hiring of staff, and establishing a Board of Directors. The Crater Planning District Commission in Petersburg, VA utilizes this form of collaboration and it took about two years for them to establish their Regional DMO model.

Table 4: Regional DMO

Pros	Cons	Costs	Structure	Timeline for Implementation
1.0 FTE staffing support; Board of Directors; increase in professional capacity; dedicated financial resources for marketing the region	Higher costs to participate	\$200,000 (startup)	Staff person; tourism Board of Directors	2-4 years

Regional DMO Case Study – Crater Planning District Commission (Petersburg, VA)

In 2005 the Crater Planning District Commission (Crater PDC) embarked on a significant effort to enhance their marketing efforts before the 400th Anniversary of the establishment of Jamestown. The localities in the region did not have staff dedicated to tourism at the time, so the Crater PDC led an effort to secure advertising contracts. The burgeoning model was so successful that a formal structure was implemented and Crater PDC moved into the role of Regional DMO in 2008.

A significant portion of implementation involved forming a tourism Board of Directors. The structure consisted of six local government managers, one person from each locality related to hospitality and/or tourism, five private industry members, one member from Fort Lee Army Base, and one member from Petersburg National Battlefield. The tourism board meets every other month and the meeting location rotates around the region.

Currently, there is not a set amount of local contributions required, rather each community pays what they can afford. Their model includes six local governments and supports a budget of approximately \$150,000. Most of their financial resources go directly towards marketing, including Virginia Welcome Centers, Virginia's Travel Guide, Richmond, VA Visitor Guide, Richmond Magazine, and local T.V. stations. A portion of the funding goes to a third-party marketing contractor and the Crater PDC receives funding for coordination.

Convention and Visitor's Bureau

The most robust form of regional tourism collaboration evaluated during this process is a Convention and Visitor's Bureau (CVB). This model introduces a dedicated funding stream through lodging tax, meals tax or similar, to provide adequate financial resources. This model includes a more robust staffing plan, with an executive director and marketing managers. A CVB is guided by a Board of Directors, often comprised of local government officials, private business representatives, and tourism professionals. CVB's tend to have significant resources to build relationships with partners around the region and act as a liaison for tourism related businesses. Many CVB's in Virginia, such as Visit Virginia's Blue Ridge in Roanoke, are funded through a combination of direct transient occupancy taxes from local governments and contributions from public/private tourism partnerships. Other CVB's, such as Visit Virginia Beach, are funded primarily through portions of the meals and lodging (transient occupancy) tax and do not rely solely on private contributions. CVB's differ from the previous two models since they focus efforts on actively recruiting tourism business to the region, such as conferences, sporting events, and other activities that generate over night lodging and visitor expenditures. Establishing a CVB could take several years.

Table 5: Convention and Visitor's Bureau

Pros	Cons	Costs	Structure	Timeline for Implementation
Establishes relationships with partners around the region; acts as liaison for tourism related businesses; increases marketing opportunities; dedicated funding stream through lodging tax; actively recruits tourism business to region	May cut into transient occupancy tax funding for local tourism programs; costs are highest in this model; may require adjustment of lodging tax in each locality	\$500,000 (startup)	Staff of 2-5 (at start); Board of Directors	2-3 years

Convention and Visitor's Bureau – Virginia's Blue Ridge (Roanoke, VA)

The Greater Roanoke region utilizes a Convention and Visitor's Bureau model, a public-private partnership, run by Visit Virginia's Blue Ridge organization. The organization operates the Virginia's Blue Ridge Visitor Information Center located in downtown Roanoke. In 2016, they had 1,262 members/partners according to their annual progress report. They have 14 staff members among four departments: administration, sales and services, marketing and communications, and public affairs and visitor services. Virginia's Blue Ridge has a 26-member Board of Directors consisting of public officials and private industry representatives. They are primarily funded through participating local governments transient occupancy tax, which in Fiscal Year 2016-2017 generated \$4.6 million for the CVB operating budget. Their secondary source of funding comes from dues paid by private sector partners throughout the region. Primary activities include marketing public relations, advertising, website and social media activity, meetings, and sporting event sales.

Table 6: Models of Collaboration Overview

	Informal Collaboration	Cost-Shared Staff Position	Regional Destination Marketing Organization	Convention and Visitors Bureau
Structure	Voluntary participation by NRV DMOs and NRVRC staff	NRV DMOs and/or NRVRC Staff	Staff person; tourism Board of Directors	Staff of 2-5 (at start); Board of Directors
Pros	Limited change in meeting structure and commitment; no administrative costs to participate	Shares costs across region; defined staffing capacity to support collaboration; markets region as visitor destination	1.0 FTE staffing support; Board of Directors; increase in professional capacity; dedicated financial resources for marketing the region	Establishes relationships with partners around the region; acts as liaison for tourism related businesses; increases marketing opportunities; dedicated funding stream through lodging tax; actively recruits tourism business to region
Cons	Inconsistent participation; no identified roles; lack of regional focus; equity and sustainability concerns	Added cost for each partner; staffing would start at less than 1.0 FTE to support the program	Higher costs to participate	May cut into transient occupancy tax funding for local tourism programs; costs are highest in this model; may require adjustment of lodging tax in each locality
Costs	NRVRC contributes staff time (\$5,000-\$7,000); DMOs contribute staff time	\$35,000 - \$7,500 from each local government (includes staffing; joint marketing activities, and tourism brand development)	\$200,000 (startup)	\$500,000 (startup)
Timeline for implementation	Existing	1-2 years	2-4 years	2-4 years
Examples	NRV DMOs and NRVRC	Northern Shenandoah Valley Regional Commission	Northern Neck Tourism Commission, Crater Planning District	Virginia's Blue Ridge, Winchester-Frederick County CVB, Richmond Region Tourism

FINDINGS

Regional tourism in the New River Valley has seen increased collaboration in recent years. The local DMOs are meeting on a regular basis and working on more projects together. The Regional Commission strives to foster relationships among the tourism partners. As a result, projects are becoming more successful and relationships are growing. For regional tourism to have continued success and longevity, continuing the evolution of tourism collaboration is necessary. After research and review of several tourism entities across the state, and extensive engagement with the DMOs, the recommended model to pursue at this time is a Cost-Shared Staff Position.

The local DMOs have performed incredibly well over the past several years with tourism revenue reaching record highs (\$266 million in 2016)*. The primary concern for DMOs on a regional basis is capacity to initiate and collaborate on larger-scale regional projects. Given the lack of staff time available locally, it often times limits the ability for large projects to gain traction. With a Cost-Shared Staff Position model of collaboration in place, capacity issues could be addressed. This approach will directly enable increased collaboration with the intention of marketing to metropolitan areas/communities beyond what local marketing dollars can reach.

**Source: Virginia Tourism Corporation, Tourism Travel Economic Impact Report (2016)*

TOURISM INTERVIEW QUESTIONS

Over the course of the regional tourism study period, the Regional Commission posed several questions to the local DMOs. Many of the DMOs shared common responses.

What regional collaboration projects are you interested in pursuing?

1. Revamping regional tourism website (Explore New River Valley)
2. Planning regional outdoor event such as Outdoor Expo, 5K, 10K, marathon, or bicycling event
3. Enhancing relationship with Virginia Tech and Radford University to market localities in region
4. Creating downtown/retail focus for tourism programs

What joint marketing opportunities do you want to pursue?

- Regional trail guide at Virginia Welcome Centers
- Joint marketing ad campaign in Virginia Travel Guide, Life Outside magazine, Blue Ridge Country magazine

What challenges does your tourism program face?

1. Lack of capacity (staffing)
2. Financial constraints
3. Lack of shopping diversity
4. Unreliable internet/broadband infrastructure

What are the strengths of your tourism program?

- Outdoor recreation assets
- Large number of signature events
- Proximity to interstate travelers
- Developed strategic plans

These common responses to the questions provide guidance for next steps for regional tourism. Consensus was developed among the DMOs that focus should be on capacity to collaborate, followed by project development, along with content development for regional marketing and advertising.

VIRGINIA'S OUTDOOR LOVERS EXPO - DEMONSTRATION PROJECT

The 2017 SWVA Outdoor Lovers Expo presented an opportunity for the Cost-Shared Staff Position model to be exercised. Tasks were initially divided up into major event components with each DMO assigned a focus area. The Regional Commission primarily planned and fundraised as a coordinating entity, while the DMOs concentrated more on local outreach to their vendors. The DMOs contributed portions of their budgets towards marketing the event, which introduced the cost-shared aspect of the collaboration. The event was successful with turnout upwards of 2,000 people and nearly 100 outdoor related vendors, even with inclement weather for most of the day. The event raised close to \$10,000 in cash sponsorships and over \$20,000 in in-kind sponsorships.

Lessons were learned with planning such a large event and for regional collaboration in general. DMOs focused on big picture event aspects, while the Regional Commission handled more of the day-to-day event planning. It is apparent the DMOs have great relationships in their communities and know their local partners thoroughly. In the future, it is important for this strength to be in play on regional initiatives where DMOs are positioned to engage their contacts locally which ultimately drives increased impact for any regional endeavor. It became apparent the Regional Commission was best positioned to be a convener, facilitator, and orchestrator of the overall tasks. An online collaboration site was developed to support the day-to-day activities. The project partners used the site for a few months and then determined it was not necessary for this type of event. The Expo website hosted several important documents and ultimately served as a "passive collaboration" site that kept everyone informed along the way.

Following the Expo event, the DMOs continue to collaborate regularly and often discuss meaningful platforms for collaboration. Currently, the group is collaborating by using a Google document to host key dates and potential joint marketing opportunities.

Table 7: Tourism Travel Economic Impact

Floyd County	2012	2013	2014	2015	2016
Employment	216	214	215	221	224
Expenditures	\$22,417,925	\$22,288,284	\$22,288,284	\$23,279,652	\$23,724,962
Local Tax Receipts	\$639,202	\$644,763	\$648,224	\$683,046	\$709,705

Giles County	2012	2013	2014	2015	2016
Employment	2227	232	239	241	244
Expenditures	\$24,239,298	\$24,761,183	\$25,922,799	\$26,051,056	\$26,540,667
Local Tax Receipts	\$721,457	\$747,726	\$768,061	\$797,896	\$828,766

Mont. Co	2012	2013	2014	2015	2016
Employment	1287	1320	1330	1367	1401
Expenditures	\$129,496,802	\$132,669,504	\$136,326,981	\$139,524,651	\$143,835,801
Local Tax Receipts	\$2,233,772	\$2,321,836	\$2,342,739	\$2,476,631	\$2,603,012

Pulaski County	2012	2013	2014	2015	2016
Employment	589	587	603	617	635
Expenditures	\$51,679,041	\$51,482,923	\$53,919,519	\$54,977,069	\$56,888,433
Local Tax Receipts	\$1,466,464	\$1,482,180	\$1,524,282	\$1,605,349	\$1,693,599

Radford	2012	2013	2014	2015	2016
Employment	135	136	136	137	137
Expenditures	\$15,010,943	\$15,068,873	\$15,423,954	\$15,436,493	\$15,481,313
Local Tax Receipts	\$406,393	\$413,904	\$416,003	\$430,049	\$439,719

Source: Virginia Tourism Corporation, Tourism Travel Economic Impact Report (2017)





6580 Valley Center Drive | Suite 124 | Radford, VA 24141 | 540-639-9313

N R V R C . O R G

MEMORANDUM

To: Regional Commission Board Members

From: Kevin R. Byrd, Executive Director

Date: March 14, 2018

Re: Annual Awards Program for 2018 Dinner Event

In February, the Commission began soliciting nominations for the awards program. The awards solicitation was sent to all Commissioners, local government managers and numerous community partner organizations via constant contact email. The program was also promoted on Commission social media sites (Facebook, Twitter, Instagram). The nominations closed on March 13th with numerous highly qualified nominations received.

Commissioners will receive ballots at the meeting on March 22nd to select the award recipients.

The three award categories are as follows:

Champion of the Valley – An elected or appointed official (past or present) from within or representing the New River Valley that has made significant contributions for the betterment of the region. Focus will be on candidates that improve communities through their dedication, collaborative approach and impact.

Citizen of the Valley – A citizen or organization in the New River Valley that has made significant contributions to the betterment of the region. Focus will be on candidates that improve communities through their dedication, collaborative approach and impact.

Friend of the Valley – An individual or organization **outside** the New River Valley that has made significant contributions to the betterment of the region.

Past Award Winners:

Champion of the Valley

2014 – Mr. Joseph Sheffey

2015 – Mr. Rick Boucher

2016 – Del. Joseph Yost

2016 – Mr. Bill Brown

2017 – Mr. Chris McKlarney

Citizen of the Valley

2014 – Dr. Charles Steger

2015 – Mr. Ken Anderson

2016 – Ms. Penelope Kyle

2017 – Mr. Woody Crenshaw

Friend of the Valley

2016 – Mary Moody Northen Foundation

2017 – Mr. Bill Shelton



Agenda

April 26, 2018

6:00 p.m.—New River Valley Business Center, Fairlawn

- I. **CALL TO ORDER**
- II. **CONSENT AGENDA**
 - A. Approval of Minutes for March
 - B. [Approval of Treasurer's Report for March](#)
- III. **COMMONWEALTH INTERGOVERNMENTAL REVIEW PROCESS**
 - A. Projects (Signed-off by the staff)
None
 - B. Regular Project Review
None
 - C. Environmental Project Review
None
- IV. **PUBLIC ADDRESS**
- V. **REVIEW OF MUTUAL CONCERNS AND COMMISSIONERS' REPORTS**
- VI. **CHAIR'S REPORT**
- VII. [EXECUTIVE DIRECTOR'S REPORT](#)
- VIII. **OLD BUSINESS**
- IX. **NEW BUSINESS**
 - A. [NRV Aging in Place Leadership Team Overview and Accomplishments](#)
Presentation by:
Tina King, NRV Area Agency on Aging
Elisabeth Willis, Town of Blacksburg
Jennifer Wilsie, NRV Regional Commission
Commission Discussion
 - B. 2018 Annual Dinner Event Update
Commission Discussion
 - C. Appointment of Nominating Committee
Appointments by Board Chair

Next Meeting May 24th at 6:00pm

All meeting materials posted on the Commission website www.nrvrc.org

The New River Valley Regional Commission provides area wide planning for the physical, social, and economic elements of the district; encourages and assists local governments in planning for their future; provides a means of coordinating federal, state, and local efforts to resolve area problems; provides a forum for review of mutual concerns; and implements services upon request of member local governments.



6580 Valley Center Drive | Suite 124 | Radford, VA 24141 | 540-639-9313

NRVRC.ORG

MEMORANDUM

To: NRVRC Board Members
From: Janet McNew, Finance Director
Date: April 12, 2018
Re: March 2018 Financial Statements

The March 2018 Agencywide Revenue and Expenditure Report and Balance Sheet are enclosed for your review. Financial reports are reviewed by the Executive Committee prior to inclusion in the meeting packet.

The Agencywide Revenue and Expense report compares actual year to date receipts and expenses to the FY17-18 budget adopted by the Commission at the June 22, 2017 meeting. The financial operations of the agency are somewhat fluid and projects, added and modified throughout the year, impact the adopted budget. For example, revenue lines with a zero balance in the adopted budget section (gray area left side) are new projects and revenue sources added since budget adoption. Another example of fluid operations are the identified revenue sources that fall short of budget. Some may not fund and will be replaced by new projects, other projects are active but may not get underway until the second half of the year resulting in revenue carried forward to next fiscal year.

As of month-end March 2018 (75% of the fiscal year), overall year to date revenues are 69.73% and expenses are 71.51% of adopted budget. Monthly revenue is positive at \$15,505, however, year to date revenue lags expense (\$50,137) primarily due to projects invoiced on a quarterly basis and benchmark projects that cannot be invoiced at this time. This amount is reflected in the balance sheet entry, Net Projects, at (\$65,980). The Accounts Receivable entry, at \$590,728, reflects the impact of Workforce activities on the agency financials. Of the Accounts Receivable total, 75% (\$442,669) are Workforce receivables and current. The Executive Committee reviews all aged receivables over 60 days and no receivables are deemed uncollectible.

The two largest budget expense lines, Salary and Fringe, are in line with budget at 73.59% and 70.24%, respectively. We have previously reported line items exceeding adopted budget including Media Ad/Outreach at 177%, and Insurance at 91% of adopted budget.

Strengthening the Region through Collaboration

Counties

Floyd | Giles
Montgomery | Pulaski

City

Radford

Towns

Blacksburg | Christiansburg
Floyd | Narrows | Pearisburg
Pulaski | Rich Creek

Higher Education

Virginia Tech
Radford University
New River Community College

New River Valley Regional Commission
Agencywide Revenue and Expenditures - March 2018

FY17-18 Budget		(75% of fiscal year)			
Adopted 6/22/2017		March 2018	YTD	Under/Over	% Budget
Anticipated Revenues					
ARC	75,668.00	34,333.00	68,667.00	7,001.00	90.75%
ARC - Prices Fork	12,000.00	2,067.00	4,944.51	7,055.49	41.20%
ARC - Industry Mapping	35,000.00	0.00	0.00	35,000.00	0.00%
LOCAL ASSESSMENT	231,183.48	0.00	226,762.83	4,420.65	98.09%
DHCD - Administrative Grant	75,971.00	0.00	56,978.00	18,993.00	75.00%
EDA	70,000.00	0.00	52,500.00	17,500.00	75.00%
Workforce Fiscal Agent	60,000.00	0.00	50,000.00	10,000.00	83.33%
Workforce Funding	2,141,050.00	247,165.13	1,601,937.80	539,112.20	74.82%
Workforce Pathways Fiscal Agent	50,000.00	0.00	37,500.00	12,500.00	75.00%
VDOT	58,000.00	15,028.39	50,409.47	7,590.53	86.91%
VDOT - Rocky Knob Project	80,000.00	416.12	4,112.92	75,887.08	5.14%
Floyd Town	0.00	4,022.26	6,783.80	-6,783.80	0.00%
Floyd Co EDA	4,500.00	885.70	5,037.63	-537.63	111.95%
Giles County	51,375.00	0.00	7,972.96	43,402.04	15.52%
Narrows Town	41,000.00	0.00	0.00	41,000.00	0.00%
Rich Creek Town	8,118.47	958.15	3,616.96	4,501.51	44.55%
Montgomery County	32,106.83	2,578.12	3,578.12	28,528.71	11.14%
Blacksburg Town	11,000.00	1,083.33	9,749.97	1,250.03	88.64%
Pulaski County	10,850.00	2,300.18	11,886.68	-1,036.68	109.55%
Pulaski Town	40,000.00	642.58	642.58	39,357.42	1.61%
Miscellaneous (Meetings/Interest/Recovered Costs)	0.00	66.44	506.42	-506.42	0.00%
Virginia's First RIFA	25,000.00	2,083.33	19,749.97	5,250.03	79.00%
New River Community College	0.00	935.73	2,552.14	-2,552.14	0.00%
NRV MPO	34,625.00	12,547.72	37,443.27	-2,818.27	108.14%
RV-ARC RideSolutions	33,680.00	7,879.14	26,480.62	7,199.38	78.62%
Dept of Conservation and Recreation	0.00	0.00	750.00	-750.00	0.00%
Dept of Environmental Quality	8,000.00	2,546.48	5,799.93	2,200.07	72.50%
VA Dept of Emergency Management	14,029.00	0.00	8,275.59	5,753.41	58.99%
VA Department of Agriculture	17,500.00	-208.03	8,581.59	8,918.41	49.04%
VA Early Childhood Foundation	113,250.00	0.00	19,961.50	93,288.50	17.63%
Southwest Virginia SWMA	2,000.00	0.00	2,000.00	0.00	100.00%
New River Health District	25,000.00	5,758.57	17,006.45	7,993.55	68.03%
ReNew the New	7,330.12	0.00	485.20	6,844.92	6.62%
New River-Highlands RC&D Council	0.00	0.00	2,000.00	-2,000.00	0.00%
Region I Planning & Development (WV)	0.00	11,243.45	17,276.74	-17,276.74	0.00%
Smart Beginnings Fund Raising	0.00	0.00	790.00	-790.00	0.00%
Unprogrammed ARC Jan-Jun 2018	34,334.00	0.00	0.00	34,334.00	0.00%
Revenues	3,402,570.90	354,332.79	2,372,740.65	1,029,830.25	69.73%
Expenses					
Salaries	1,104,578.00	92,415.53	812,817.35	291,760.65	73.59%
Fringe Benefits	333,943.00	26,208.47	234,566.36	99,376.64	70.24%
Travel	51,650.00	4,532.60	36,737.70	14,912.30	71.13%
Office Space	68,354.00	10,460.50	50,781.91	17,572.09	74.29%
Communications	49,462.00	2,159.21	15,192.49	34,269.51	30.72%
Office Supplies	36,797.00	3,285.06	25,956.63	10,840.37	70.54%
Postage	2,575.00	485.64	1,848.46	726.54	71.78%
Printing	7,200.00	0.00	4,955.58	2,244.42	68.83%
Copier Usage/Maintenance	4,750.00	184.55	1,535.75	3,214.25	32.33%
Outreach/Media Adv	10,000.00	613.37	17,684.53	-7,684.53	176.85%
Equipment Rent/Copier	5,819.00	476.71	4,384.52	1,434.48	75.35%
Fleet Vehicles	8,000.00	53.94	2,607.30	5,392.70	32.59%
Dues/Publications	20,760.00	456.00	15,278.36	5,481.64	73.60%
Training/Staff Development	21,000.00	1,082.61	7,004.44	13,995.56	33.35%
Insurance	5,600.00	0.00	5,103.00	497.00	91.13%
Meeting Costs	22,000.00	1,771.72	8,271.69	13,728.31	37.60%
Capital Outlay (WDB)	6,500.00	0.00	-421.20	6,921.20	-6.48%
Contractual Services	1,608,656.00	194,254.17	1,165,509.08	443,146.92	72.45%
Professional Services Audit/Legal	14,500.00	0.00	9,372.50	5,127.50	64.64%
Miscellaneous/Fees	6,150.00	388.10	3,691.33	2,458.67	60.02%
Expenses	3,388,294.00	338,828.18	2,422,877.78	965,416.22	71.51%
Agency Balance	14,276.90	15,504.61	-50,137.13		

New River Valley Regional Commission
Balance Sheet
Period From : 07/01/2017 to 3/31/2018

Assets:

Operating Account	151,054.36
Reserve Funds - Certificate of Deposit	101,296.08
Reserve Funds - MMA	84,679.30
Accounts Receivable	590,727.98
Total Assets:	<u><u>\$927,757.72</u></u>

Liabilities:

Accounts Payable	100,908.31
AFLAC Sec125 EmpWH pre-tax	-0.01
Accrued Annual Leave	68,739.75
Accrued Unemployment	23,498.49
Expense Reimbursement	307.12
Total Liabilities:	<u><u>\$193,453.66</u></u>

Projects:

(Equity Accounts)	Net Projects	-65,979.88
	Current Year Unrestricted	50,510.07
	Unrestricted Net Assets	741,706.35
	Total Projects (Equity)	<u><u>\$726,236.54</u></u>
	Total Liabilities and Projects	<u><u>\$919,690.20</u></u>
	Net Difference to be Reconciled*	<u><u>\$8,067.52</u></u>
	<i>Total Adjustments to Post*</i>	<u><u>\$8,067.52</u></u>
	Unreconciled Balance (after adjustment)	<u><u>\$0.00</u></u>

**YTD adjustment to Accrued Leave. Final adjustment will be posted to general ledger at fiscal year end closeout.*



6580 Valley Center Drive | Suite 124 | Radford, VA 24141 | 540-639-9313

N R V R C . O R G

April 19, 2018

Executive Director's Report

Economic Development:

- Commissions staff recently submitted two Community Development Block Grants (CDBG) for the towns of Pearisburg and Rich Creek. Both projects focus on downtown improvements to fascades and small business development to assist with economic transitions.

Transportation:

- NRV Rail 2020 will host a regional meeting on April 26th at 3:00 at the Christiansburg Aquatic Center. Agenda items will include updates from state/federal legislators, station ownership study process and recent marketing/outreach efforts.
- The NRV Regional Freight plan was recently completed and presented to the Metropolitan Planning Organization (MPO) Technical Advisory Committee.

Regional:

- Giles and Pulaski County are eligible for POWER funds, a federal program for coal impacted communities. The Commission is in the early stages of conceptualizing a potential broadband expansion project to provide internet service in rural areas to assist with the delivery of telehealth services. Hopefully, the model could be deployed in surrounding counties. A second project is taking shape to expand the New River Water Trail beyond Giles County. If projects materialize, deadline for submittal is July 25th.
- The Regional Commission will be co-hosting with the Community Foundation of the NRV a Funders Forum on May 3rd at Ignite in Christiansburg. The half-day workshop will include presentations from key state, federal and nonprofit funders.

Commission:

- Commission staff is providing interm staffing services for Pulaski County in their planning department as the county wraps up their search for a new Community Development Director.
- Two new employees are joining the Commission at the end of April. Meghan Pfleiderer was hired for the Smart Beginnings NRV Coordinator role. Meghan comes to us with experience in fund development, volunteer management and community engagement with the Children's Home Society of Florida based out of Orlando. She and her family recently relocated to Newport to be closer to family. Over the past year Meghan worked with the Apex Center for Entrepreneurs at Virginia Tech and coordinated their major entrepreneur challenge event.
- Kristie Warack was hired to be our next Data Systems Manager (GIS). Kristie comes to the Commission after working for Blacksburg Transit as a Data Specialist while also serving as a Naturalist for the City of Roanoke at Mill Mountain. She is currently pursuing a graduate certificate in Geospatial Information Technology at Virginia Tech.
- Annual Dinner invitations were mailed to all attendees on April 16th. The event will be on May 15th at Sinkland Farm in Riner. The dinner event will take place 6:00-8:00. Please sign up for one of three mobile workshops which are scheduled for Virginia Tech Transportation Institute (4:00), Montgomery County Animal Care and Adoption Center (4:00) and Sinkland Farm Brewery/Agritourism (4:30). Registration info is on www.nrvrc.org/annualdinner/



6580 Valley Center Drive | Suite 124 | Radford, VA 24141 | 540-639-9313

NRVRC.ORG

MEMORANDUM

To: NRVRC Board Members
From: Jennifer Wilsie, Senior Planner
Date: April 18, 2018
Re: New River Valley Aging in Place Leadership Team

The New River Valley Aging in Place Leadership Team is a regional, multi-disciplinary group that formed out of the work of the Livability Initiative in 2011. With the staggering rise in the number of citizens ages 65 and older and the statistic that 90% of older adults want and expect to 'age in place,' the Leadership Team acknowledged that the need for older adults to successfully age in their homes and communities was a critical focus.

Since that time, the Leadership Team's activities have included two Aging in Place Workshops in 2013 and 2014 attended by 80 and 125 participants, respectively. With the success of the workshops and the valuable feedback received, the Leadership Team created the NRV Aging in Place Action Plan, with six priority action items to foster focus and momentum within the community for how to address the needs of an aging population. These six action items are 1) conduct a NRV Aging in Place housing survey, 2) Develop a Lifespan Friendly Homes program, 3) Establish a TimeBank in the NRV, 4) Attain Age Friendly Community certification, 5) Create an Aging in Place services onnector, and 6) Encourage land use policies and regulations for lifespan friendly home.

In early 2017, the Aging in Place Leadership Team was approached by AARP and the Lifelong Learning Institute (LLI) to teach a class on Aging in Place. The Leadership Team was excited for the opportunity and ultimately created a comprehensive and interactive Aging in Place Workbook that provides detailed user-friendly information across multiple important life sectors (housing, transportation, health and wellness, personal finance, and connection and growth) including detailed checklists to easily help participants identify how prepared they are to age in place over time.

Additional details and findings from the Aging in Place Workbook classes will be presented at the Regional Commission meeting Thursday, April 26th.

Strengthening the Region through Collaboration

Counties

Floyd | Giles
Montgomery | Pulaski

City

Radford

Towns

Blacksburg | Christiansburg
Floyd | Narrows | Pearisburg
Pulaski | Rich Creek

Higher Education

Virginia Tech
Radford University
New River Community College



Agenda

May 24, 2018

6:00 p.m.—New River Valley Business Center, Fairlawn

- I. **CALL TO ORDER**
- II. **CONSENT AGENDA**
 - A. Approval of Minutes for April
 - B. [Approval of Treasurer's Report for April](#)
- III. **COMMONWEALTH INTERGOVERNMENTAL REVIEW PROCESS**
 - A. Projects (Signed-off by the staff)
 - None
 - B. Regular Project Review
 - None
 - C. Environmental Project Review
 - 1. [VADEQ FY2018-2019 Pollution Prevention Grant Program](#)
 - 2. [Virginia Tech Advanced Design Construction and Smoot Drive Remote Parking](#)
 - 3. [Virginia Tech Challenge Course](#)
- IV. **PUBLIC ADDRESS**
- V. **REVIEW OF MUTUAL CONCERNS AND COMMISSIONERS' REPORTS**
- VI. **CHAIR'S REPORT**
- VII. **[EXECUTIVE DIRECTOR'S REPORT](#)**
- VIII. **OLD BUSINESS**
- IX. **NEW BUSINESS**
 - A. [Habitat for Humanity of the New River Valley Overview](#)
 - Presentation by: Shelley Fortier, Executive Director
 - Commission Discussion
 - B. [Town of Pembroke Membership with the Regional Commission](#)
 - Commission Discussion
 - C. [Comprehensive Economic Development Strategy \(CEDS\) Update](#)
 - Presentation by: Patrick O'Brien, Regional Planner II
 - Commission Discussion
 - D. Commission Officers for FY2019 – Slate to be Introduced
 - Commission Action Needed

All meeting materials posted on the Commission website www.nrvrc.org

The New River Valley Regional Commission provides area wide planning for the physical, social, and economic elements of the district; encourages and assists local governments in planning for their future; provides a means of coordinating federal, state, and local efforts to resolve area problems; provides a forum for review of mutual concerns; and implements services upon request of member local governments.



6580 Valley Center Drive | Suite 124 | Radford, VA 24141 | 540-639-9313

NRVRC.ORG

MEMORANDUM

To: NRVRC Board Members
From: Janet McNew, Finance Director
Date: May 15, 2018
Re: April 2018 Financial Statements

The April 2018 Agencywide Revenue and Expenditure Report and Balance Sheet are enclosed for your review. Financial reports are reviewed by the Executive Committee prior to inclusion in the meeting packet.

The Agencywide Revenue and Expense report compares actual year to date receipts and expenses to the FY17-18 budget adopted by the Commission at the June 22, 2017 meeting. The financial operations of the agency are somewhat fluid and projects, added and modified throughout the year, impact the adopted budget. For example, revenue lines with a zero balance in the adopted budget section (gray area left side) are new projects and revenue sources added since budget adoption. Another example of fluid operations are the identified revenue sources that fall short of budget. Some may not fund and will be replaced by new projects, other projects are active but may not get underway until the second half of the year resulting in revenue carried forward to next fiscal year.

As of month-end April 2018 (83.3% of the fiscal year), overall year to date revenues are 77.81% and expenses are 79.73% of adopted budget. The revenue lag over expense monthly (\$2,215) and year to date (\$53,977) is primarily due to projects invoiced on a quarterly basis and benchmark projects that cannot be invoiced at this time. This amount is reflected in the balance sheet entry, Net Projects, at (\$53,908). The balance sheet entry, Accounts Receivable, at \$563,995, reflects the impact of Workforce activities on the agency financials. Of the Accounts Receivable total, \$445,518 (79%) are Workforce receivables and current. The Executive Committee reviews all aged receivables over 60 days and no receivables are deemed uncollectible.

The two largest budget expense lines, Salary and Fringe, are in line with budget at 81.95% and 78.01%, respectively. We have previously reported line items exceeding adopted budget including Media Ad/Outreach at 225%, and Insurance at 91% of adopted budget.

Strengthening the Region through Collaboration

Counties

Floyd | Giles
Montgomery | Pulaski

City

Radford

Towns

Blacksburg | Christiansburg
Floyd | Narrows | Pearisburg
Pulaski | Rich Creek

Higher Education

Virginia Tech
Radford University
New River Community College

**New River Valley Regional Commission
Agencywide Revenue and Expenditures - April 2018**

FY17-18 Budget		(83.3% of fiscal year)			
Adopted 6/22/2017		April 2018	YTD	Under/Over	% Budget
Anticipated Revenues					
ARC	75,668.00	0.00	68,667.00	7,001.00	90.75%
ARC - Princes Fork	12,000.00	20,063.71	25,008.22	-13,008.22	208.40%
ARC - Industry Mapping	35,000.00	0.00	0.00	35,000.00	0.00%
LOCAL ASSESSMENT	231,183.48	4,905.50	231,668.33	-484.85	100.21%
DHCD - Administrative Grant	75,971.00	18,993.00	75,971.00	0.00	100.00%
EDA	70,000.00	17,500.00	70,000.00	0.00	100.00%
Workforce Fiscal Agent	60,000.00	10,000.00	60,000.00	0.00	100.00%
Workforce Funding	2,141,050.00	174,525.80	1,776,463.60	364,586.40	82.97%
Workforce Pathways Fiscal Agent	50,000.00	12,500.00	50,000.00	0.00	100.00%
VDOT	58,000.00	0.00	50,409.47	7,590.53	86.91%
VDOT - Rocky Knob Project	80,000.00	0.00	4,112.92	75,887.08	5.14%
Floyd Town	0.00	380.95	7,164.75	-7,164.75	0.00%
Floyd Co EDA	4,500.00	0.00	5,037.63	-537.63	111.95%
Giles County	51,375.00	2,046.64	10,019.60	41,355.40	19.50%
Narrows Town	41,000.00	0.00	0.00	41,000.00	0.00%
Rich Creek Town	8,118.47	322.82	3,939.78	4,178.69	48.53%
Montgomery County	32,106.83	1,265.16	4,843.28	27,263.55	15.08%
Blacksburg Town	11,000.00	1,083.33	10,833.30	166.70	98.48%
Pulaski County	10,850.00	0.00	11,886.68	-1,036.68	109.55%
Pulaski Town	40,000.00	408.10	1,050.68	38,949.32	2.63%
Miscellaneous (Meetings/Interest/Recovered Costs)	0.00	1,050.92	1,557.34	-1,557.34	0.00%
Virginia's First RIFA	25,000.00	2,083.33	21,833.30	3,166.70	87.33%
New River Community College	0.00	0.00	2,552.14	-2,552.14	0.00%
NRV MPO	34,625.00	0.00	37,443.27	-2,818.27	108.14%
RV-ARC RideSolutions	33,680.00	0.00	26,480.62	7,199.38	78.62%
Dept of Conservation and Recreation	0.00	0.00	750.00	-750.00	0.00%
Dept of Environmental Quality	8,000.00	0.00	5,799.93	2,200.07	72.50%
VA Dept of Emergency Management	14,029.00	7,521.75	15,797.34	-1,768.34	112.60%
VA Department of Agriculture	17,500.00	0.00	8,581.59	8,918.41	49.04%
VA Early Childhood Foundation	113,250.00	0.00	19,961.50	93,288.50	17.63%
Southwest Virginia SWMA	2,000.00	0.00	2,000.00	0.00	100.00%
New River Health District	25,000.00	0.00	17,006.45	7,993.55	68.03%
ReNew the New	7,330.12	0.00	485.20	6,844.92	6.62%
New River-Highlands RC&D Council	0.00	0.00	2,000.00	-2,000.00	0.00%
Region I Planning & Development (WV)	0.00	0.00	17,276.74	-17,276.74	0.00%
Smart Beginnings Fund Raising	0.00	0.00	790.00	-790.00	0.00%
Unprogrammed ARC Jan-Jun 2018	34,334.00	0.00	0.00	34,334.00	0.00%
Revenues	3,402,570.90	274,651.01	2,647,391.66	755,179.24	77.81%
Expenses					
Salaries	1,104,578.00	90,719.50	905,160.92	199,417.08	81.95%
Fringe Benefits	333,943.00	25,926.58	260,492.96	73,450.04	78.01%
Travel	51,650.00	4,351.31	41,089.01	10,560.99	79.55%
Office Space	68,354.00	4,545.37	55,327.28	13,026.72	80.94%
Communications	49,462.00	1,508.34	16,700.83	32,761.17	33.76%
Office Supplies	36,797.00	1,419.98	27,376.61	9,420.39	74.40%
Postage	2,575.00	23.15	1,871.61	703.39	72.68%
Printing	7,200.00	213.19	5,168.77	2,031.23	71.79%
Copier Usage/Maintenance	4,750.00	242.11	1,777.86	2,972.14	37.43%
Outreach/Media Adv	10,000.00	4,901.73	22,586.26	-12,586.26	225.86%
Equipment Rent/Copier	5,819.00	476.71	4,861.23	957.77	83.54%
Fleet Vehicles	8,000.00	85.21	2,692.51	5,307.49	33.66%
Dues/Publications	20,760.00	134.00	15,412.36	5,347.64	74.24%
Training/Staff Development	21,000.00	1,209.00	8,213.44	12,786.56	39.11%
Insurance	5,600.00	0.00	5,103.00	497.00	91.13%
Meeting Costs	22,000.00	3,950.74	12,222.43	9,777.57	55.56%
Capital Outlay (WDB)	6,500.00	0.00	-421.20	6,921.20	-6.48%
Contractual Services	1,608,656.00	136,824.67	1,302,333.75	306,322.25	80.96%
Professional Services Audit/Legal	14,500.00	0.00	9,372.50	5,127.50	64.64%
Miscellaneous/Fees	6,150.00	334.79	4,026.12	2,123.88	65.47%
Expenses	3,388,294.00	276,866.38	2,701,368.25	686,925.75	79.73%
Agency Balance	14,276.90	-2,215.37	-53,976.59		

**New River Valley Regional Commission
Balance Sheet
Period From : 07/01/2017 to 4/30/2018**

Assets:

Operating Account	181,836.68
Reserve Funds - Certificate of Deposit	101,296.08
Reserve Funds - MMA	84,679.30
Accounts Receivable	563,994.80
Total Assets:	<u><u>\$931,806.86</u></u>

Liabilities:

Accounts Payable	102,421.07
Accrued Annual Leave	68,739.75
Accrued Unemployment	23,576.53
Unearned Revenue	3,805.50
Expense Reimbursement	1,175.38
Total Liabilities:	<u><u>\$199,718.23</u></u>

Projects:

(Equity Accounts)

Net Projects	-53,907.81
Current Year Unrestricted	34,598.55
Unrestricted Net Assets	741,706.35
Total Projects (Equity)	<u><u>\$722,397.09</u></u>

Total Liabilities and Projects	<u><u>\$922,115.32</u></u>
---------------------------------------	-----------------------------------

Net Difference to be Reconciled*	<u><u>\$9,691.54</u></u>
---	---------------------------------

<i>Total Adjustments to Post*</i>	\$9,691.54
-----------------------------------	-------------------

Unreconciled Balance (after adjustment)	<u><u>\$0.00</u></u>
--	-----------------------------

**YTD adjustment to Accrued Leave. Final adjustment will be posted to general ledger at fiscal year end closeout.*



6580 Valley Center Drive | Suite 124 | Radford, VA 24141 | 540-639-9313

NRVRC.ORG

COMMONWEALTH INTERGOVERNMENTAL REVIEW MEMORANDUM

TO: Regional Commission Board Members

FROM: Kevin R. Byrd, Executive Director

AGENDA ITEM: III. Intergovernmental Review Process, C. Environmental Project Review, Item #1

CIRP Review

May 17, 2018

PROJECT: VADEQ FY 2018 – FY 2019 Pollution Prevention Grant Program
VA180430-01400400400

SUBMITTED BY: DEQ

PROJECT DESCRIPTION: The Department of Environmental Quality is requesting comments on a grant application for federal funds.

PROJECT SENT FOR REVIEW TO: Commission Board Members

Strengthening the Region through Collaboration

Counties

Floyd | Giles
Montgomery | Pulaski
City
Radford

Towns

Blacksburg | Christiansburg
Floyd | Narrows | Pearisburg
Pulaski | Rich Creek

Higher Education

Virginia Tech
Radford University
New River Community College

**FY 2018 and FY 2019 Pollution Prevention Grant Program
EPA-HQ-OPPT-2018-001**

**Virginia Department of Environmental Quality (DEQ)
Pollution Prevention Outreach**

EPA Region 3

The proposed projects will expand and enhance outreach through DEQ's current pollution prevention programs, Virginia Environmental Excellence Program (VEEP), Virginia Green Tourism (VG), and Governor's Environmental Excellence Awards (GEEA), by encouraging increased participation, providing technical assistance and sharing successful practices. DEQ will use the programs currently in place with established methods to collect data to advance EPA's national emphasis areas.

**Total Project Funding \$160,000
Requested Funding: \$80,000**

Kizmet Alonzo
Senior Financial Analyst
Virginia DEQ
1111 E. Main Street
Richmond, Virginia 23219
P.O. Box 1105,
Richmond, Virginia 23218
(804) 698-4270
kizmet.alonzo@deq.virginia.gov

Meghann J. Quinn
Manager, Office of Pollution Prevention
Virginia DEQ
1111 E. Main Street,
Richmond, Virginia 23219
P.O. Box 1105,
Richmond, Virginia 23218
(804) 698-4021
meghann.quinn@deq.virginia.gov

System for Award Management Registration Date: 1/16/2018

Proposal Narrative

THRESHOLD PROGRAM REQUIREMENTS

1. Proposal adheres to the definition of P2 and statutory criteria of P2 grants.

- **Definition of P2:** This proposal focuses on pollution prevention as a method of source reduction.

Emphasis of projects described in this proposal aim to reduce the amount of hazardous substances, pollutants, or contaminants entering any waste stream, including practices that increase efficient use of water, energy, raw materials, or other resources, or that may protect natural resources through conservation methods.

- **Statutory Authority Criteria:** This proposal meets the criteria outlined in the Pollution Prevention Act and in EPA's P2 regulations in that the activities included in it make technical assistance available, target businesses whom lack information, and provide training in source reduction:

(1) Proposed projects will make technical assistance available to businesses seeking information about source reduction opportunities. This is the primary focus of the grant. Both projects proposed provide resources to any business seeking information. In addition, the OPP offers free on-site P2 visits to businesses as requested.

(2) Proposed projects will target assistance to businesses for whom lack of information is an impediment. Many Virginia Environmental Excellence Program (VEEP) members need ongoing information and assistance to support their efforts to continually improve in the areas of P2 and maintain their environmental management system. Projects proposed capitalize on the fact that organizations with strong programs in one area or often lacking information for programs in other media. In addition, projects under this grant will make resources available for free and connect environmental professionals during face-to-face events to develop relationship that last past the end of the event.

(3) Proposed projects will provide training in source reduction techniques. This grant proposal focuses on using environmental management systems and sharing success stories as a way to reduce pollutants and increase efficiency. Training and success stories promoted will encourage more organizations to implement P2 projects and provide the information needed to implement such projects.

2. Proposed projects provide P2 technical assistance and information to businesses and document the information and innovations to be shared. See project descriptions.

3. **Consideration of National Emphasis Areas:** DEQ's proposal contributes to EPA's national goals. Below, the proposal's project areas, which are explained in detail in other sections of this proposal, are listed along with the national goals either directly or indirectly impacted.

- **Project 1: Virginia Environmental Excellence Program Outreach:** Outreach will include 2 regional face-to-face workshops and brief case studies to provide P2 training and promote the exchange of information. In addition, VEEP promotes P2 implementation by sharing information through newsletters, site visits and feedback provided during the application review process.

- i. NEA #2: Outreach under the VEEP includes outreach to food and beverage manufacturing and processing entities. When possible, projects and programs highlighted will be chosen from these entities, although source reduction strategies from other sectors are often transferable.
 - ii. NEA #3: VEEP is a state-based approach to encourage resource reduction through the use of environmental management systems and implementation of sustainable practices.
- **Project 2: Governor’s Environmental Excellence Awards and Virginia Green Travel Star Recognition Programs:** These awards programs encourage Virginia companies to reduce greenhouse gas emissions and hazardous material usage.
 - i. NEA #3: The Governor’s Environmental Excellence Awards is a state-based approach to leverage resources to recognize and publicize successful environmental projects and programs.

The Virginia Green Travel Star Awards leverage the existing network of Virginia Green members as a receptive audience for the source reduction programs highlighted through the awards. The audience targeted by these awards, the tourism sector, is a group that generally has limited resources available to devote to environmental programs. By highlighting the successful projects and programs from peers, others in the tourism industry can transfer the projects to their facilities.

4. Linkage to EPA’s Strategic Plan & Expected Environmental Outcomes and Outputs:

- The projects included in this proposal align with Goal 1: Core Mission of EPA’s FY 2018-22 Strategic Plan to deliver real results to provide Americans with clean air, land and water and ensure chemical safety, specifically focusing on improving air quality, providing clean and safe water, preventing contamination of land, and encouraging the use of safe chemicals. Consistent with the plan, the projects included are aimed at protecting and conserving natural resources through the promotion of P2 and adoption of stewardship practices by business, government and industry.
- A plan for gathering and reporting expected outputs and outcomes of proposed projects is included in the project descriptions and the outcome and outputs tables. Qualitative and quantitative estimates of expected outcomes and outputs of P2 grant projects activities and a plan for tracking and measuring progress are described for each project included in this proposal and details are included in Tables A and B. Outcomes will be documented at the facility level.

Both projects are open to organization from all sectors. Working with different divisions within Va DEQ a list of food and beverage manufacturers and processors has been developed to promote opportunities for P2 assistance specifically to this sector. In addition, regional DEQ offices promote opportunities.

- 5. Proposal meets applicant eligibility requirements:** As a state agency, the Virginia Department of Environmental Quality is eligible to be awarded a grant by EPA. [Section III.A Page 11]
- 6. Match Requirement:** Proposed budget includes a 50 percent match of the total allowable project cost. See the attached 2 year budget.



6580 Valley Center Drive | Suite 124 | Radford, VA 24141 | 540-639-9313

NRVRC.ORG

COMMONWEALTH INTERGOVERNMENTAL REVIEW MEMORANDUM

TO: Regional Commission Board Members

FROM: Kevin R. Byrd, Executive Director

AGENDA ITEM: III. Intergovernmental Review Process, C. Environmental Project Review, Item #2

CIRP Review

May 17, 2018

PROJECT: Virginia Tech Advanced Design Construction Facility and Smoot Drive Remote Parking
DEQ18-070S

SUBMITTED BY: DEQ

PROJECT DESCRIPTION: The Department of Environmental Quality is requesting comments on an environmental impact report.

PROJECT SENT FOR REVIEW TO: Commission Board Members

Strengthening the Region through Collaboration

Counties

Floyd | Giles
Montgomery | Pulaski
City
Radford

Towns

Blacksburg | Christiansburg
Floyd | Narrows | Pearisburg
Pulaski | Rich Creek

Higher Education

Virginia Tech
Radford University
New River Community College

EXECUTIVE SUMMARY

This Environmental Report (ER) provides an overview of the environmental impacts associated with the proposed construction of the Advanced Design & Construction Facility located on the campus of Virginia Tech in Blacksburg, Virginia. The University has requested that Dewberry prepare the ER to determine the environmental impacts of the project.

The ER provides a description of the proposed project, alternatives considered for the project, an analysis of environmental issues and mitigation measures for each alternative, and a summary of correspondence related to coordination with environmental regulatory agencies.

This ER considers the construction of the Advanced Design & Construction Facility. Two alternatives are considered:

Alternative 1: A no action alternative where no construction takes place and the Virginia Tech community continues to operate without an Advanced Design and Construction Facility.

Alternative 2: Alternative 2 is the recommended option for the construction of the Advanced Design & Construction Facility. This option includes the construction of the facility, parking area, driveway, and other associated site improvements.

Findings of the ER indicate that Alternative 2 is a viable option for the proposed construction of the Advanced Design & Construction Facility on the campus of Virginia Tech.

1.0 PURPOSE AND NEED OF PROJECT

1.1 Project Description

The Advanced Design & Construction Facility is proposed to be located off the south side of Inventive Lane. The existing site is an open field and drains to Stroubles Creek to the northwest. **Figure 1.1** provides a vicinity map of the Advanced Design & Construction Facility.

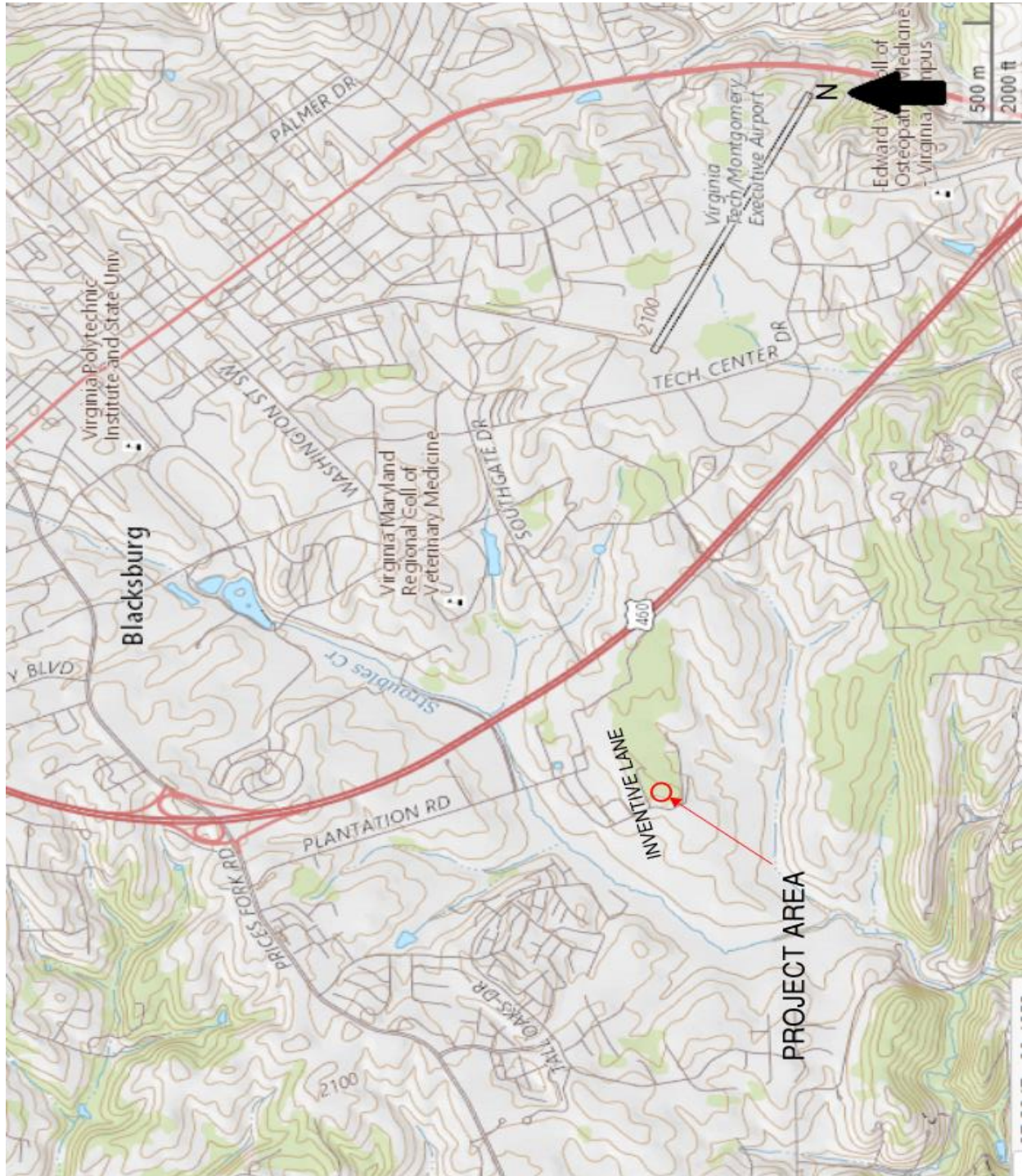
The Advanced Design & Construction Facility project consists of the construction of a 79'x63'x27' high pre-engineered metal building, a driveway off of Inventive Lane, parking area, gravel material laydown area, utility improvements to serve the facility, ADA accessible parking space sidewalk, and minor grading for the building driveway, and parking laydown areas.

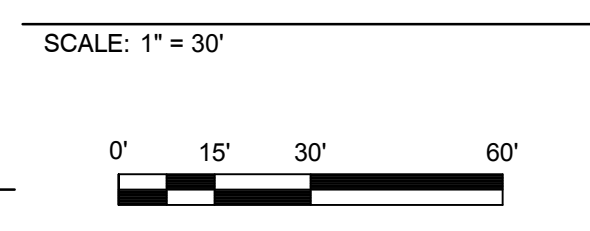
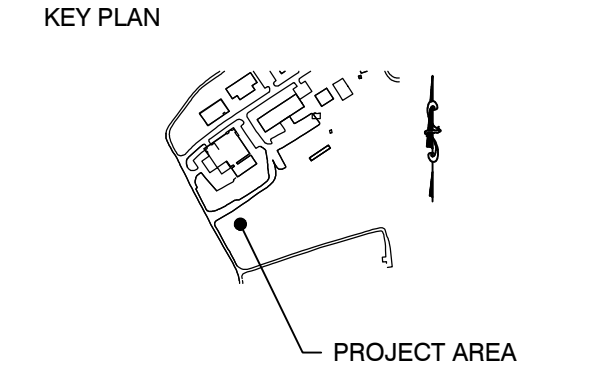

1.2 Purpose and Need of Project

The Advanced Design & Construction Facility will serve as a controlled area to store equipment and assemble materials for construction design developed by faculty and students at Virginia Tech. This is an important area of research and development for the University and it is imperative to provide a safe and secure storage and assembly area.

Figure 1.2 illustrates the location of the proposed site improvements for the Advanced Design & Construction Facility.

Figure 1.1 – Vicinity Map





REVISIONS

No.	DATE	BY	Description

DRAWN BY: TRK
 APPROVED BY: RSN
 CHECKED BY: RSN
 DATE: APRIL 6, 2018
 TITLE:

PROPOSED IMPROVEMENTS

DEI PROJECT NO: 50095905
 VT PROJECT ORDER NO: VTP-638-17 1ST YEAR, #13

SHEET NO.
FIG. 1.2



6580 Valley Center Drive | Suite 124 | Radford, VA 24141 | 540-639-9313

NRVRC.ORG

COMMONWEALTH INTERGOVERNMENTAL REVIEW MEMORANDUM

TO: Regional Commission Board Members

FROM: Kevin R. Byrd, Executive Director

AGENDA ITEM: III. Intergovernmental Review Process, C. Environmental Project Review, Item #3

CIRP Review

May 17, 2018

PROJECT: Virginia Tech Challenge Course

SUBMITTED BY: DEQ

PROJECT DESCRIPTION: The Department of Environmental Quality is requesting comments on an environmental impact report.

PROJECT SENT FOR REVIEW TO: Commission Board Members

Strengthening the Region through Collaboration

Counties

Floyd | Giles
Montgomery | Pulaski
City
Radford

Towns

Blacksburg | Christiansburg
Floyd | Narrows | Pearisburg
Pulaski | Rich Creek

Higher Education

Virginia Tech
Radford University
New River Community College

EXECUTIVE SUMMARY

This Environmental Report (ER) provides an overview of the environmental impacts associated with the proposed construction of the Challenge Course located on the campus of Virginia Tech in Blacksburg, Virginia. The University has requested that Dewberry prepare the ER to determine the environmental impacts of the project.

The ER provides a description of the proposed project, alternatives considered for the project, an analysis of environmental issues and mitigation measures for each alternative, and a summary of correspondence related to coordination with environmental regulatory agencies.

This ER considers the construction of a Challenge Course. Two alternatives are considered:

Alternative 1: A no action alternative where no construction takes place and the Virginia Tech community continues to operate without a Challenge Course.

Alternative 2: Alternative 2 is the recommended option for the construction of the Challenge Course. This option includes the construction of a challenge course, concrete sidewalk, ADA parking, site grading, storm water management improvements, and other associated site improvements.

Findings of the ER indicate that Alternative 2 is a viable option for the proposed construction of the Challenge Course on the campus of Virginia Tech.

1.0 PURPOSE AND NEED OF PROJECT

1.1 Project Description

This site includes the addition of an approximate 320'x100' Challenge Course area constructed of sixteen inch poles with attached platforms/wood structures and guy wires. Ropes, course equipment and wood platforms are strung and attached to the poles. An approximate 26'x12' stairwell will be constructed adjacent to one of the towers to access the many levels of the course. The total disturbed area for this project will be 41,095 square feet. 2,245 square feet of impervious area will be added. All site runoff will be conveyed to the existing dry detention facility located north of the site by overland sheet flow. As part of the project, the non-operational sediment forebay associated with the existing dry detention facility will be improved to provide a working component of the overall storm water management approach for the drainage area. The project site is located on the southeast portion of the Virginia Tech campus east of the practice fields in Blacksburg, Virginia. Storm water runoff drains north towards an existing dry detention facility. **Figure 1.1** provides a vicinity map of the Challenge Course.

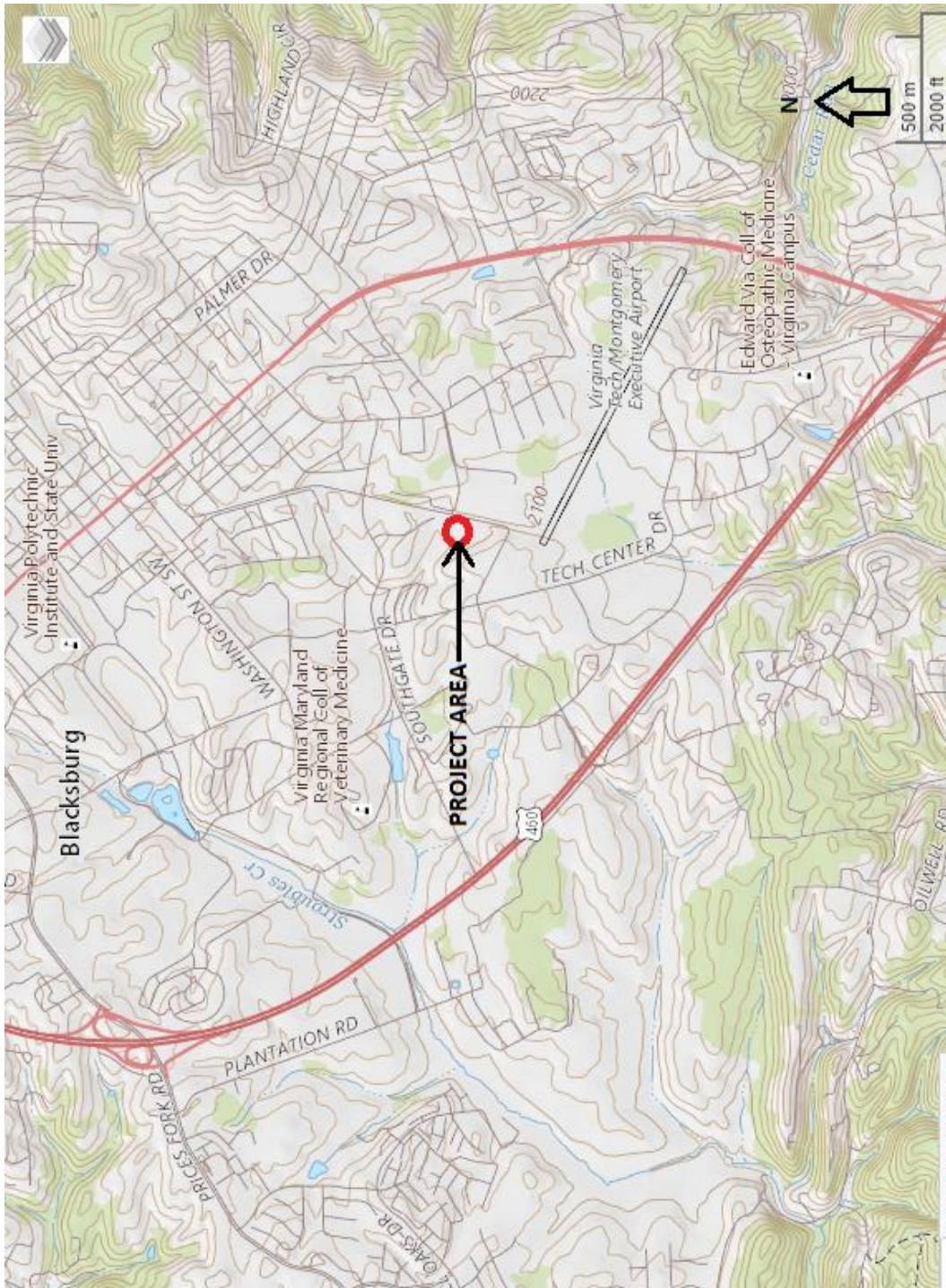
The Challenge Course project consists of the construction of a course equipment, concrete sidewalk, ADA accessible parking, and storm water management improvements associated with the forebay on the eastern part of the site.

1.2 Purpose and Need of Project

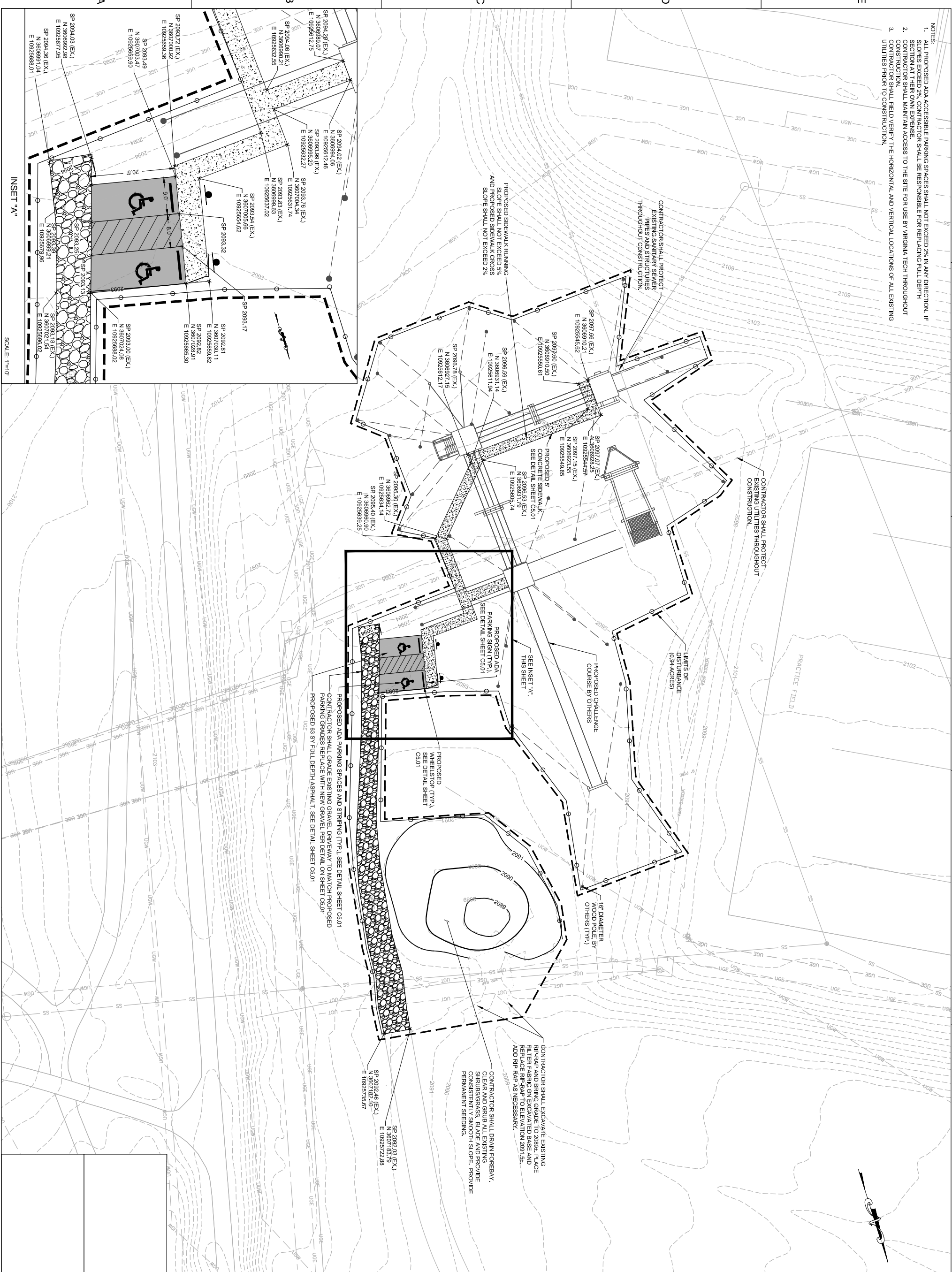
The Challenge Course will serve as a recreation area for faculty and students at Virginia Tech.

Figure 1.2 illustrates the location of the proposed site improvements for the Challenge Course.

Figure 1.1 – Vicinity Map




- NOTES:
1. ALL PROPOSED ADA ACCESSIBLE PARKING SPACES SHALL NOT EXCEED 2% IN ANY DIRECTION. IF SLOPES EXCEED 2% CONTRACTOR SHALL BE RESPONSIBLE FOR REPLACING FULL DEPTH SECTION AT THEIR OWN EXPENSE.
 2. CONTRACTOR SHALL MAINTAIN ACCESS TO THE SITE FOR USE BY VIRGINIA TECH THROUGHOUT CONSTRUCTION.
 3. CONTRACTOR SHALL FIELD VERIFY THE HORIZONTAL AND VERTICAL LOCATIONS OF ALL EXISTING UTILITIES PRIOR TO CONSTRUCTION.



SCALE: 1"=10'


INSET "A"



CHALLENGE COURSE

100% CONSTRUCTION DOCUMENTS

BLACKSBURG, VIRGINIA

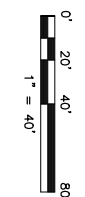


Dewberry Engineers Inc.
 100 West Perry - Suite 200
 Charlottesville, NC 28808
 Phone: 704.529.9118
 www.dewberry.com

REVISIONS

No.	DATE	BY	Description

SCALE: 1" = 40'



DATE: MAY 3, 2018

CHECKED BY: BML

APPROVED BY: BML

DRAWN BY: RAL

TITLE: **PROPOSED IMPROVEMENTS**

DE PROJECT NO. 50095651
 VT PROJECT ORDER NO. VTP-608-2017 1ST YEAR #14
 SHEET NO.

FIG. 1.2



6580 Valley Center Drive | Suite 124 | Radford, VA 24141 | 540-639-9313

N R V R C . O R G

May 17, 2018

Executive Director's Report

Economic Development:

- The Comprehensive Economic Development Strategy committee, also known as our CEDS 'Think Tank', met recently to update regional projects and economic trends. An update will be provided at the Commission meeting this month prior to the scheduled June review/adoption of the annual project package.
- The Small Business Development Services expansion in the the New River Valley that was slated for GO Virginia funding is still progressing. The application was moved from State Council review to a staff review since the funding was under \$100,000. We are continuing to work with the Roanoke SBDC and VT Office of Economic Development to get the funding secured for the new fiscal year.

Transportation:

- The Passenger Rail Ownership and Operations Study is meeting monthly to evaluate different ownership models for the planned rail station. The group recently held their second meeting in a series of six which are scheduled into the fall.
- VDOT held a public input meeting on the Six-Year Improvement Plan on 5/10. Elijah Sharp attended and provided remarks in support of passenger rail extension on behalf of NRV Rail 2020.

Regional:

- The NRV Housing Study funding was announced at the NRV Funders Fourm earlier this month. We recently executed a contract with the Virginia Housing Development Authority to fund the effort. The project will kick-off formally this summer when we convene a regional stakeholder group.
- Montgomery County and the City of Radford were recently designated as eligible for POWER funds for coal-impacted communities. They will be invited to participate with any proposals being developed for the New River Water Trail Expansion and rural broadband deployment. Applications are due at the end of August for the second round of POWER funding.
- The first NRV Funders Fourm was held in early May. 65+ attendees participated in the half-day event. Eight funding agencies participated which included a mix of community development, housing, tourism, arts and infrastructure. We continue to receive very positive feedback from attendees and funders for organizing the session.
- An outcome of the NRV Local Government Managers meeting last week was a request to coordinate a regional job fair for seasonal employees and public works staff. New River/Mount Rogers Workforce Development Board staff offered to coordinate a job fair in the coming weeks and participation appears strong among local governments.

Commission:

- The Commission is excited to announce the Town of Pembroke in Giles County will be joining the agency as of July 1, 2018. More information about their membership is included under New Business for the May meeting.



6580 Valley Center Drive | Suite 124 | Radford, VA 24141 | 540-639-9313

NRVRC.ORG

MEMORANDUM

To: NRVRC Board Members
From: Kevin R. Byrd, Executive Director
Date: May 17, 2018
Re: Habitat for Humanity of the NRV Overview Presentation

At the May Regional Commission meeting we will be joined by Shelley Fortier, the Executive Director of Habitat for Humanity of the New River Valley. Ms. Fortier was invited to present given their strong partnership role in several housing related projects across the region.

Habitat for Humanity of the NRV was founded in 1987 and they are an affiliate of Habitat for Humanity International which was founded in 1976. Since the New River Valley affiliate was founded they have built more than 40 houses with two currently underway in Pulaski and several more in the planning phase. Habitat home buyers must have a least two years of steady income (income limits apply), managed debt, and either a credit score of 550 or two years of alternative payment histories. Their service area encompasses the same geography as the New River Valley Regional Commission.

Habitat for Humanity of the NRV is primarily funded by donors: individuals, organizations, businesses and churches who hope that everyone has a decent and affordable place to live. Net proceeds from the ReStore operation help pay for administrative costs so donor dollars may be spent directly on projects. If Habitat for Humanity of the NRV cannot assist someone they make dozens of referrals each week which helps neighbors find solutions for problems beside housing. The organization has strong relationships with service providers in the New River Valley and surrounding areas, connecting people in need to key resources.

Strengthening the Region through Collaboration

Counties

Floyd | Giles
Montgomery | Pulaski

City

Radford

Towns

Blacksburg | Christiansburg
Floyd | Narrows | Pearisburg
Pulaski | Rich Creek

Higher Education

Virginia Tech
Radford University
New River Community College



6580 Valley Center Drive | Suite 124 | Radford, VA 24141 | 540-639-9313

NRVRC.ORG

MEMORANDUM

To: NRVRC Board Members

From: Kevin R. Byrd, Executive Director

Date: May 17, 2018

Re: Town of Pembroke Membership with the Regional Commission

Earlier this year the Regional Commission board discussed reaching out to local governments in the region who were not currently members of the agency. Since that time, a letter of invitation to join was mailed under signature by Board Chair Joe Carpenter to the towns of Pembroke, Dublin and Glen Lyn. In April, Board Treasurer Leon Law and I presented the membership proposal to the Pembroke Town Council. Attached for your reference is a memo distributed to the Pembroke Town Council prior to their April meeting.

In order to add local a government member, the Charter Agreement stipulates, "Any governmental subdivision within Region 4 which is not party to this Charter Agreement at the effective date thereof, may thereafter join the COMMISSION, provided that such governmental subdivision is eligible for membership and that it adopts and executes this agreement." Further, the local government joining the Commission must appoint an elected official to serve on the Regional Commission board and they must pay dues.

The Town of Pembroke has expressed intent to join the Commission and identified a Council Member to serve on the Commission. Provided the Town of Pembroke adopts the Charter Agreement at an upcoming meeting, they will be assessed dues effective July 1, 2018. The FY19 dues are scheduled to be \$1.29 per capita based on the 2015 Census. The 2015 population for the Town of Pembroke was 1,328, so dues will equate to \$1,713.

The Commission Charter Agreement does not require action by the Commission Board for additional local government members; however, a motion to formally extend membership is advised for record keeping in the minutes of the agency.

Strengthening the Region through Collaboration

Counties

Floyd | Giles
Montgomery | Pulaski

City

Radford

Towns

Blacksburg | Christiansburg
Floyd | Narrows | Pearisburg
Pulaski | Rich Creek

Higher Education

Virginia Tech
Radford University
New River Community College



6580 Valley Center Drive | Suite 124 | Radford, VA 24141 | 540-639-9313

MEMORANDUM

N R V R C . O R G

To: Pembroke Town Council

From: Kevin R. Byrd, Executive Director

Date: April 4, 2018

Re: Invitation to join the New River Valley Regional Commission

On behalf of the New River Valley Regional Commission Board of Directors, I am pleased to extend an invitation for the Town of Pembroke to join your colleagues across the region as a member of the Regional Commission. The agency was established by the local governments in the region in 1969 to serve its members by convening community leaders to build relationships and capacity across the region; provide technical assistance to members; serve as a liaison between local, state and federal governments; and implement services when requested by members.

In January 2018, the Regional Commission welcomed our newest member to the regional table, New River Community College. As a result of a new member joining the agency, the Regional Commission Board of Directors is reaching out to the non-member local governments seeking consideration of membership.

Current members include the counties of Giles, Floyd, Montgomery, and Pulaski; the City of Radford; the towns of Blacksburg, Christiansburg, Pearisburg, Rich Creek, Narrows, Floyd, and Pulaski; Virginia Tech, Radford University, and New River Community College.

Membership Benefits Overview (abbreviated list):

- Elected official seat on Commission for monthly meetings (10 per year)
- Mayors/Chairs bi-annual luncheon
- Local Government Managers bi-monthly meetings
- Access to Commission staff for routine advisement with expertise in economic development, grant applications, housing, land use policy (zoning, comprehensive planning), transportation, GIS mapping, community development, strategic planning/facilitation
- 50% Appalachian Regional Commission funding for town projects, studies, local initiatives
- One-on-one annual meeting with VDOT Transportation Board Member
- Inclusion in regional initiatives focused on increasing local capacity, economic diversification

Cost of Membership:

Annual dues are set by the Commission board. For FY19 dues are scheduled to be \$1.29 per capita based on the 2015 Census. The 2015 population for the town was 1,328, so dues would be \$1,713.

I look forward to addressing the Town Council at your meeting on April 9th to discuss this opportunity in greater detail.



6580 Valley Center Drive | Suite 124 | Radford, VA 24141 | 540-639-9313

N R V R C . O R G

MEMORANDUM

To: NRVRC Commissioners

From: Patrick O'Brien, Regional Planner

Date: May 17, 2018

Re: 2018 Comprehensive Economic Development Strategy update process

The New River Valley Regional Commission is in the process of an annual update to the Comprehensive Economic Development Strategy (CEDS), which NRVRC will submit to the U.S. Economic Development Administration (EDA). A CEDS is a prerequisite to qualify for Economic Development Administration financial assistance under its public works, economic adjustment, and planning programs. In addition, other state and federal funding programs prioritize projects that communities have identified in the CEDS process. Current and past New River Valley CEDS documents can be reviewed at <http://nrvrc.org/what-we-do/economic-development/>.

As part of the 2018 update, NRVRC staff has convened the CEDS committee, also known as our CEDS 'Think Tank,' to review progress on CEDS projects and provide input on changes for this year's CEDS update. The committee met on May 4th to discuss progress on CEDS projects over the past year, and the recent requirement from EDA to include a discussion of regional 'economic resilience' in the CEDS document. This section of the CEDS considers the ability of the region's economy to remain healthy in the face of adverse global or national trends, such as a recession or changing trade patterns, as well as localized threats to the region's economy, such as a downturn in a major industry sector or a natural disaster. Notes from the meeting are attached to this memo.

The CEDS committee will meet again in June to review the CEDS project list and update projects for this year. In early May, NRVRC staff received project updates from local government administrators and economic development staff regarding projects in their localities to include in the CEDS. Last year's project list appears in the CEDS document at the link above.

If you would like more information about any of the topics referenced in the notes, please contact Patrick O'Brien at: pobrien@nrvrc.org. Similarly, please let me know if there are updates to the CEDS document, or other economic development trends or issues that are facing the region which you feel are important for the CEDS committee to consider.

Strengthening the Region through Collaboration

Counties

Floyd | Giles
Montgomery | Pulaski

City

Radford

Towns

Blacksburg | Christiansburg
Floyd | Narrows | Pearisburg
Pulaski | Rich Creek

Higher Education

Virginia Tech
Radford University
New River Community College

New River Valley Comprehensive Economic Development Strategy Committee Meeting

May 4, 2018- 9:00 am

Agenda

1. Introductions
2. CEDS overview and 2017 CEDS project activity (current CEDS at: <http://nrvc.org/wp-content/uploads/2017/07/CEDS2017Report.pdf>).
3. Updates on recent developments
GO Virginia 'Growth and Diversification Plan':
<http://www.dhcd.virginia.gov/images/GoVA/Region%20%20G&D%20Plan.pdf>
Onward NRV strategic planning and branding:
<https://www.newrivervalleyva.org/news/nrv-targeted-industry-brochures/>
4. Discuss CEDS 'economic resilience' requirement and incorporating into NRV CEDS
Guidance from EDA and current NRV CEDS language attached
Hazard mitigation plan update summary attached
5. Discuss NRVRC data dashboard updates for this year (list of previous requested items on page 2. Dashboard located at this link: <http://nrvdata.org/>)

Notes from CEDS committee meeting, 5-4-18

Present- Jim Flowers, Ernie Maddy, Susan Kidd, Mike Miller, Marty Holliday, Gary Reedy, Tommy Loflin, Patrick O'Brien

Updates on current CEDS projects/ED activities:

- GO Virginia application for site preparation at Virginia's First/Commerce Park
- Ongoing discussions to add regional coordination of tourism/destination marketing organizations
- GO Virginia application to provide support for New River Valley staff at Roanoke Regional Small Business Development Center pending- new director hired (Keith Hartman)
- GO Virginia and Department of Labor grants for workforce programs supporting upskilling workers and providing information on in-demand careers to youth
- Workforce board developing industry-specific career fairs and promoting K-12 apprenticeship/internship programs
- Citizens fiber buildout in Floyd through Alternative Connect America grant
- NRV passenger rail advocacy continuing, and current study to identify details of station operation (costs, ownership models, etc.)
- Ongoing activities in unmanned systems (drone cage, Aeroprobe spin-off, regional trade organization)
- Valleys Innovation Council has new leadership (Meredith Hunley) to advance Roanoke/Blacksburg Innovation Council 'blueprint'
<https://rbtc.tech/about/innovation-network/>
- Rebranding and strategic focus for Onward NRV

Discussion of economic resilience

The group discussed factors affecting economic resilience in the NRV, including:

Major issues/threats

- Concentration of employment at a limited number of large firms, including manufacturing (Volvo, arsenal), and education (VT, Radford University)
- Limited pipeline of available properties for scale-up of growing businesses- once firms outgrow offices at Corporate Research Center, they have few options for space to grow
- The region has shortages of appropriate housing, childcare, and similar services that may affect the ability of the region to attract high-skill workers to the region, or support local residents needs
- Regional firms cannot compete with big metro areas on wages for certain high-skill occupations, even after accounting for lower cost of living

- Recent trends toward limiting international trade and migration may be a threat for manufacturers (many international firms/markets) and universities (international students and building relationships with foreign firms)
- Continuing trends for online retail and services eating into market of local businesses

Programs/trends that address economic resilience in the region

- Workforce 'business solution units' and local ED business retention and expansion programs to make sure existing businesses are healthy and growing (examples of Crenshaw Lighting, ThermaSteel)
- 'Economic gardening' and related entrepreneurship support programs (Floyd, Pulaski, VTKW, etc.)
- 'Work-ready community' designation process to certify regional workforce competence for prospective employers
- Recent expansions of industrial parks to accommodate different sizes/types of industrial and commercial property
- Promising trend of major international firms locating 'satellite' offices at CRC which may lead to decisions to invest in larger production facilities in the region (Mahindra, others)
- Attracting supplier networks and support firms that are needed by major manufacturing firms to locate in the region

Information to track in support of economic resilience/diversity:

- Diversity and concentration of businesses by number of employees (need to increase share of mid-size firms/expansions)
- Condition, affordability and variety of housing options (retirement, rental vs. owner, 'workforce' housing options)
- Wage differentials (region vs. national) for in-demand occupations
- Diversity of industry mix (measure of concentration of employment at largest firms, such as universities and large manufacturers)



Agenda

June 28, 2018

6:00 p.m.—New River Valley Business Center, Fairlawn

- I. **CALL TO ORDER**
- II. **CONSENT AGENDA**
 - A. Approval of Minutes for May
 - B. [Approval of Treasurer's Report for May](#)
- III. **COMMONWEALTH INTERGOVERNMENTAL REVIEW PROCESS**
 - A. Projects (Signed-off by the staff)
None
 - B. Regular Project Review
None
 - C. Environmental Project Review
 1. [FY2019-2020 Wetlands Program development Grant](#)
 2. [Virginia Tech Student Athletic Performance Center](#)
 3. [Reissuance of VPDES Permit – Blacksburg Country Club WWTP](#)
- IV. **PUBLIC ADDRESS**
- V. **REVIEW OF MUTUAL CONCERNS AND COMMISSIONERS' REPORTS**
- VI. **CHAIR'S REPORT**
- VII. [EXECUTIVE DIRECTOR'S REPORT](#)
- VIII. **OLD BUSINESS**
- IX. **NEW BUSINESS**
 - A. [ROAM NRV – Bike Share Program Overview](#)
Presentation by: Andrew Warren, Christiansburg Planning Director
Commission Discussion
 - B. [Comprehensive Economic Development Strategy Project Package and Report](#)
Commission Action Needed
 - C. [Consideration of the Proposed FY19 Budget](#)
Presentation by: Kevin Byrd, Executive Director
Commission Action Needed
 - D. [Commission Officers for FY2019 – Slate Introduced at May Meeting](#)
Commission Action Needed
 - E. July Commission meeting (Historically it is cancelled due to conflict with VAPDC)
Commission Action Needed

All meeting materials posted on the Commission website www.nrvrc.org

The New River Valley Regional Commission provides area wide planning for the physical, social, and economic elements of the district; encourages and assists local governments in planning for their future; provides a means of coordinating federal, state, and local efforts to resolve area problems; provides a forum for review of mutual concerns; and implements services upon request of member local governments.



6580 Valley Center Drive | Suite 124 | Radford, VA 24141 | 540-639-9313

NRVRC.ORG

MEMORANDUM

To: NRVRC Board Members
From: Janet McNew, Finance Director
Date: June 18, 2018
Re: May 2018 Financial Statements

The May 2018 Agencywide Revenue and Expenditure Report and Balance Sheet are enclosed for your review. Financial reports are reviewed by the Executive Committee prior to inclusion in the meeting packet.

The Agencywide Revenue and Expense report compares actual year to date receipts and expenses to the FY17-18 budget adopted by the Commission at the June 22, 2017 meeting. The financial operations of the agency are somewhat fluid and projects, added and modified throughout the year, impact the adopted budget. For example, revenue lines with a zero balance in the adopted budget section (gray area left side) are new projects and revenue sources added since budget adoption. Another example of fluid operations are the identified revenue sources that fall short of budget. Some may not fund and will be replaced by new projects, other projects are active but may not get underway until the second half of the year resulting in revenue carried forward to next fiscal year.

As of month-end May 2018 (91.7% of the fiscal year), overall year to date revenues are 83.79% and expenses are 88.29% of adopted budget. The revenue lag over expense monthly (\$86,372) and year to date (\$140,349) is primarily due to projects invoiced on a quarterly basis and benchmark projects that cannot be invoiced at this time. This amount is reflected in the balance sheet entry, Net Projects, at (\$125,212). Of the Accounts Receivable total at \$291,753, Workforce receivables are \$187,173 (64%) and current. The Executive Committee reviews all aged receivables over 60 days and no receivables are deemed uncollectible.

The two largest budget expense lines, Salary and Fringe, are in line with budget at 91.16% and 86.32%, respectively. We have previously reported line items exceeding adopted budget including Media Ad/Outreach at 227% of adopted budget.

Strengthening the Region through Collaboration

Counties

Floyd | Giles
Montgomery | Pulaski
City
Radford

Towns

Blacksburg | Christiansburg
Floyd | Narrows | Pearisburg
Pulaski | Rich Creek

Higher Education

Virginia Tech
Radford University
New River Community College

**New River Valley Regional Commission
Agencywide Revenue and Expenditures - May 2018**

FY17-18 Budget		(91.7% of fiscal year)			
Adopted 6/22/2017		May 2018	YTD	Under/Over	% Budget
Anticipated Revenues					
ARC	75,668.00	0.00	68,667.00	7,001.00	90.75%
ARC - Prices Fork	12,000.00	34,897.79	59,906.01	-47,906.01	499.22%
ARC - Industry Mapping	35,000.00	0.00	0.00	35,000.00	0.00%
LOCAL ASSESSMENT	231,183.48	0.00	231,668.33	-484.85	100.21%
DHCD - Administrative Grant	75,971.00	0.00	75,971.00	0.00	100.00%
EDA	70,000.00	0.00	70,000.00	0.00	100.00%
Workforce Fiscal Agent	60,000.00	0.00	60,000.00	0.00	100.00%
Workforce Funding	2,141,050.00	147,725.77	1,924,189.37	216,860.63	89.87%
Workforce Pathways Fiscal Agent	50,000.00	0.00	50,000.00	0.00	100.00%
VDOT	58,000.00	0.00	50,409.47	7,590.53	86.91%
VDOT - Rocky Knob Project	80,000.00	0.00	4,112.92	75,887.08	5.14%
Floyd Town	0.00	817.79	7,982.54	-7,982.54	0.00%
Floyd Co EDA	4,500.00	45.32	5,082.95	-582.95	112.95%
Giles County	51,375.00	0.00	10,019.60	41,355.40	19.50%
Narrows Town	41,000.00	0.00	0.00	41,000.00	0.00%
Rich Creek Town	8,118.47	783.87	4,723.65	3,394.82	58.18%
Montgomery County	32,106.83	3,204.48	8,047.76	24,059.07	25.07%
Blacksburg Town	11,000.00	2,583.33	13,416.63	-2,416.63	121.97%
Pulaski County	10,850.00	7,313.73	19,200.41	-8,350.41	176.96%
Pulaski Town	40,000.00	728.29	1,778.97	38,221.03	4.45%
Miscellaneous (Meetings/Interest/Recovered Costs)	0.00	2,232.52	3,789.86	-3,789.86	0.00%
Virginia's First RIFA	25,000.00	2,083.33	23,916.63	1,083.37	95.67%
New River Community College	0.00	0.00	2,552.14	-2,552.14	0.00%
NRV MPO	34,625.00	1,373.72	38,816.99	-4,191.99	112.11%
RV-ARC RideSolutions	33,680.00	0.00	26,480.62	7,199.38	78.62%
Dept of Conservation and Recreation	0.00	0.00	750.00	-750.00	0.00%
Dept of Environmental Quality	8,000.00	0.00	5,799.93	2,200.07	72.50%
VA Dept of Emergency Management	14,029.00	0.00	15,797.34	-1,768.34	112.60%
VA Department of Agriculture	17,500.00	0.00	8,581.59	8,918.41	49.04%
VA Early Childhood Foundation	113,250.00	0.00	19,961.50	93,288.50	17.63%
Southwest Virginia SWMA	2,000.00	0.00	2,000.00	0.00	100.00%
New River Health District	25,000.00	0.00	17,006.45	7,993.55	68.03%
ReNew the New	7,330.12	0.00	485.20	6,844.92	6.62%
New River-Highlands RC&D Council	0.00	0.00	2,000.00	-2,000.00	0.00%
Region I Planning & Development (WV)	0.00	0.00	17,276.74	-17,276.74	0.00%
Smart Beginnings Fund Raising	0.00	0.00	790.00	-790.00	0.00%
Unprogrammed ARC Jan-Jun 2018	34,334.00	0.00	0.00	34,334.00	0.00%
Revenues	3,402,570.90	203,789.94	2,851,181.60	551,389.30	83.79%
Expenses					
Salaries	1,104,578.00	101,765.80	1,006,926.72	97,651.28	91.16%
Fringe Benefits	333,943.00	27,773.83	288,266.79	45,676.21	86.32%
Travel	51,650.00	4,480.49	45,569.50	6,080.50	88.23%
Office Space	68,354.00	4,545.37	59,872.65	8,481.35	87.59%
Communications	49,462.00	1,964.03	18,664.86	30,797.14	37.74%
Office Supplies	36,797.00	2,933.05	30,309.66	6,487.34	82.37%
Postage	2,575.00	27.52	1,899.13	675.87	73.75%
Printing	7,200.00	96.08	5,264.85	1,935.15	73.12%
Copier Usage/Maintenance	4,750.00	252.78	2,030.64	2,719.36	42.75%
Outreach/Media Adv	10,000.00	212.97	22,799.23	-12,799.23	227.99%
Equipment Rent/Copier	5,819.00	476.71	5,337.94	481.06	91.73%
Fleet Vehicles	8,000.00	398.99	3,091.50	4,908.50	38.64%
Dues/Publications	20,760.00	286.00	15,698.36	5,061.64	75.62%
Training/Staff Development	21,000.00	1,446.57	9,660.01	11,339.99	46.00%
Insurance	5,600.00	0.00	5,103.00	497.00	91.13%
Meeting Costs	22,000.00	5,884.11	18,106.54	3,893.46	82.30%
Capital Outlay (WDB)	6,500.00	0.00	-421.20	6,921.20	-6.48%
Contractual Services	1,608,656.00	137,255.50	1,439,589.25	169,066.75	89.49%
Professional Services Audit/Legal	14,500.00	0.00	9,372.50	5,127.50	64.64%
Miscellaneous/Fees	6,150.00	362.58	4,388.70	1,761.30	71.36%
Expenses	3,388,294.00	290,162.38	2,991,530.63	396,763.37	88.29%
Agency Balance	14,276.90	-86,372.44	-140,349.03		

New River Valley Regional Commission
Balance Sheet
Period From : 07/01/2017 to 5/31/2018

Assets:

Operating Account	355,491.32
Reserve Funds - Certificate of Deposit	101,296.08
Reserve Funds - MMA	84,679.30
Accounts Receivable	291,753.11
Total Assets:	<u><u>\$833,219.81</u></u>

Liabilities:

Accounts Payable	92,123.70
Accrued Annual Leave	68,739.75
Accrued Unemployment	23,770.12
Prepaid Liability	-714.00
Unearned Revenue	3,805.50
Expense Reimbursement	713.26
Total Liabilities:	<u><u>\$188,438.33</u></u>

Projects:

(Equity Accounts)

Net Projects	-125,212.00
Current Year Unrestricted	19,530.31
Unrestricted Net Assets	741,706.35

Total Projects (Equity) **\$636,024.66**

Total Liabilities and Projects **\$824,462.99**

Net Difference to be Reconciled* **\$8,756.82**

Total Adjustments to Post* **\$8,756.82**

Unreconciled Balance (after adjustment) **\$0.00**

**YTD adjustment to Accrued Leave. Final adjustment will be posted to general ledger at fiscal year end closeout.*



6580 Valley Center Drive | Suite 124 | Radford, VA 24141 | 540-639-9313

NRVRC.ORG

COMMONWEALTH INTERGOVERNMENTAL REVIEW MEMORANDUM

TO: Regional Commission Board Members

FROM: Kevin R. Byrd, Executive Director

AGENDA ITEM: III. Intergovernmental Review Process, C. Environmental Project Review, Item #1

CIRP Review

June 18, 2018

PROJECT: 18-05- FY2019-FY2020 Wetlands Program Development Grant

SUBMITTED BY: DEQ

PROJECT DESCRIPTION: The Department of Environmental Quality is requesting comments on an application for federal assistance.

PROJECT SENT FOR REVIEW TO: Commission Board Members

Strengthening the Region through Collaboration

Counties

Floyd | Giles
Montgomery | Pulaski
City
Radford

Towns

Blacksburg | Christiansburg
Floyd | Narrows | Pearisburg
Pulaski | Rich Creek

Higher Education

Virginia Tech
Radford University
New River Community College

REFINING PROGRAM CAPACITY TO ENHANCE AND PROTECT WETLAND RESOURCES IN VIRGINIA

TRACK ONE

Abstract/project summary

Virginia continues to make significant progress in the development of a comprehensive wetland regulatory program and continued refinement of our wetland monitoring and assessment tools for use in management decision-making and integration within our water quality programs. This project focuses on development of strategies to integrate management of wetlands across the landscape and among different jurisdictions sharing the same waterways. This will increase the potential for protection and restoration of wetlands but also include the added value of potentially improving impaired waters in Virginia. Project activities in this proposal specifically address all of the priority elements in Virginia's EPA approved Wetlands Program Plan (WPP). First, it will extend the current online Virginia Wetlands Condition Assessment Tool (WetCAT) to include both tidal and nontidal wetlands along with nontidal wetlands vulnerable to changing precipitation patterns. Second, it will increase coordinated wetland management by providing comprehensive watershed level maps of wetlands in waterways shared by both Virginia and North Carolina. Third, it will provide a statewide floristic quality assessment tool for better analysis of wetlands in the field. Finally, the project will provide continued landuse/wetland calibration for wetland condition models and develop strategies to increase sampling accuracy while reducing sampling costs. WetCAT is available for use by agency personnel and the public <http://www.deq.virginia.gov/Programs/Water/WetlandsStreams/MonitoringAssessmentStrategy.aspx>. In addition, existing outreach strategies will continue targeting local government decision makers and the public. The goal is to have the project outputs facilitate coordination across all levels of government including bi-State coordination, educate the public, and provide protection for high value aquatic resources.

REFINING PROGRAM CAPACITY TO ENHANCE AND PROTECT WETLAND RESOURCES IN VIRGINIA

TRACK ONE

1. Project Description

Virginia continues to develop the regulatory and non-regulatory components of its nontidal and tidal wetlands programs. DEQ's Office of Wetlands & Stream Protection (OWSP), in partnership with the Virginia Institute of Marine Science-Center of Coastal Resources Management (VIMS-CCRM), developed a Wetland Program Comprehensive Plan that documents the goals and activities of Virginia's tidal and nontidal wetland programs, and identifies opportunities for future program enhancements. Virginia's EPA-approved Wetland Program Plan (WPP) supports EPA's 2018-2022 Strategic Plan, and all the planned tasks in this proposal are anticipated to enhance Virginia's wetland programs and address EPA's Strategic Plan goals and objectives. Virginia's EPA-approved WPP has seven basic elements: the four core elements specified by EPA, and three additional elements addressing actions that are essential parts of all four of the core elements: planning, information acquisition, and outreach/education. The work proposed is intended to develop information and procedures necessary to enhance and streamline permitting decisions and local planning (including bi-State planning), particularly with respect to wetland & water resources for the protection of human health and the environment, and addresses the priorities of Virginia's approved WPP.

2. Description of Need

The primary goal of this project is to improve the ability of DEQ to identify, regulate, and protect wetlands in Virginia. Despite no net loss policies and specific guidance for mitigation of wetland impacts, threats to Virginia's wetlands and ecosystem service capacity continue through both permitted activities and natural processes. Virginia's EPA-approved WPP speaks directly to these threats, and includes a number of actions intended to both enhance regulatory efforts and promote more effective voluntary actions. A keystone need in this effort is continued

REFINING PROGRAM CAPACITY TO ENHANCE AND PROTECT WETLAND RESOURCES IN VIRGINIA

TRACK ONE

development and enhancement of the online Virginia Wetland Condition Assessment Tool (WetCAT) and promoting its widespread use. WetCAT (Fig. 1) is an online tool currently available for use by regulatory personnel, consultants, businesses, and the general public, which incorporates EPA E-Enterprise Lean components such as *i)* mobile or field data collection and reporting, *ii)* automated online processes, and *iii)* easier ways to access information stored in databases. The proposed activities will provide additional information and guidance for wetland protection in the context of existing land uses, potential threats to wetland resources, integrated wetland management across the landscape, coordination across state borders in shared waterways, and linkage of wetlands to water quality and stream health. The goal is to provide easily accessible, comprehensive information for permit decision-makers and the public, and to deliver that information in locality-specific formats, designed to address the needs of planners, regulators, and the regulated public. Improving performance of the management programs will require continuing coordination efforts, and more attention to pre-application guidance for property owners, developers, local planners, and land use managers in a manner that increases

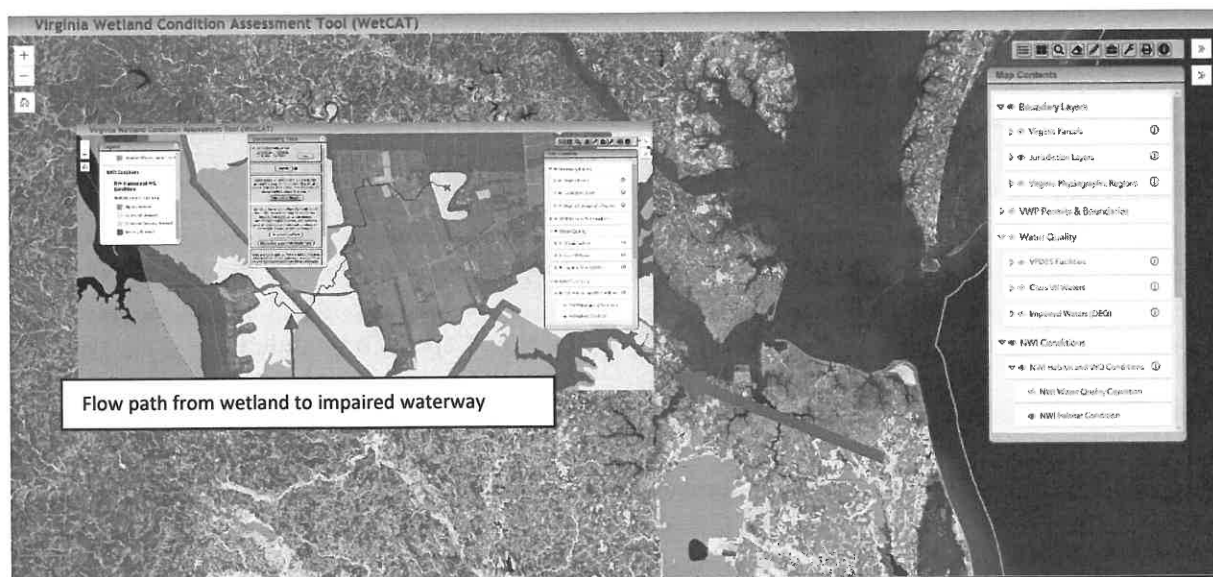


Figure 1. Wetland Condition Assessment Tool (WetCAT) available online at <http://www.deq.virginia.gov/Programs/Water/WetlandsStreams/MonitoringAssessmentStrategy.aspx>

REFINING PROGRAM CAPACITY TO ENHANCE AND PROTECT WETLAND RESOURCES IN VIRGINIA

TRACK ONE

transparency for stakeholders.

The desired outcome is a reduction in impacts to wetland functions resulting from permitted projects in and around wetlands and to enhance the capacity of continued economic gain in vulnerable landscapes. This is particularly true for agricultural lands that are facing increased flooding. Virginia developed WetCAT as a comprehensive, spatially explicit data viewer to provide information and guidance for DEQ wetlands permit review staff and the public. Use of WetCAT by DEQ and other regulatory staff has provided significant insight into additional data needs and the need to develop protocols and guidance for use of the tool by other regulatory agencies, as well as local government planners, and property owners. VDOT has used WetCAT in NEPA analysis for large scale transportation projects, and the USACOE is exploring the use of WetCAT as a tool for functional assessment requirements. One unique aspect of WetCAT is its online interactive user interface, which allows users to overlay data such as previously permitted impacts, impaired waters, parcel data, land use, wetland habitat condition, water quality condition, and use of various geoprocessing tools to visualize cumulative impacts, downstream flow, and upgradient drainage areas. Enabling and promoting the desired type of informed planning and decision making requires (i) incorporation of tidal wetlands and shoreline data in comprehensive wetland management, (ii) continued and efficient wetland surveys for regular calibration of the WetCAT models to build reliable data; (iii) collaboration between states that share waterways, (iv) building capacity to predict wetland impacts due to changing precipitation patterns (drought/flooding), (v) enhanced flora analysis, and (vi) continued training and outreach materials for localities and the public.



6580 Valley Center Drive | Suite 124 | Radford, VA 24141 | 540-639-9313

NRVRC.ORG

COMMONWEALTH INTERGOVERNMENTAL REVIEW MEMORANDUM

TO: Regional Commission Board Members

FROM: Kevin R. Byrd, Executive Director

AGENDA ITEM: III. Intergovernmental Review Process, C. Environmental Project Review, Item #2

CIRP Review

June 18, 2018

PROJECT: Virginia Tech Student Athletic Performance Center

SUBMITTED BY: DEQ

PROJECT DESCRIPTION: The Department of Environmental Quality is requesting comments on an environmental impact report.

PROJECT SENT FOR REVIEW TO: Commission Board Members

Strengthening the Region through Collaboration

Counties

Floyd | Giles
Montgomery | Pulaski
City
Radford

Towns

Blacksburg | Christiansburg
Floyd | Narrows | Pearisburg
Pulaski | Rich Creek

Higher Education

Virginia Tech
Radford University
New River Community College

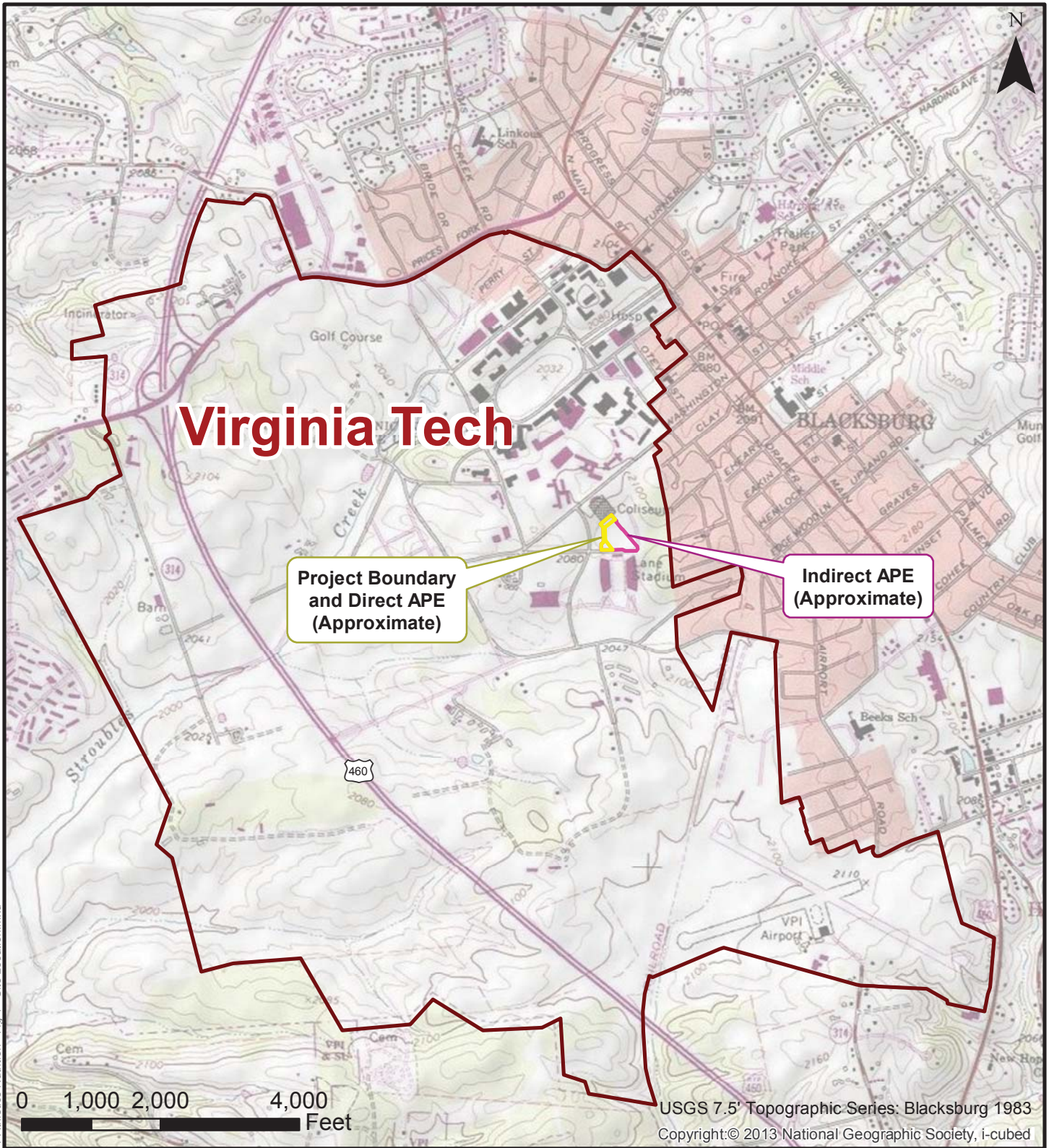
1.0 PROJECT IDENTIFICATION AND DESCRIPTION

1.1 Introduction

Virginia Tech (VT) desires to expand and renovate the existing Jamerson Athletic Center located on the main campus in Blacksburg, Virginia to support overall upgrades to athletic support facilities. Renovations are anticipated to include a new Student Athletic Performance Center as an expansion along the southeast facing side of the Jamerson Athletic Center and within existing 4th floor spaces. Draper Aden Associates (DAA) was contracted to complete the required Environmental Impact Report (EIR).

A feasibility study was completed in October 2016 by Hanbury, the architectural firm completing the building design. Efforts such as architectural design, geotechnical investigation, and site planning and engineering design have been completed or are underway. In accordance with the Code of Virginia §10.1-1188, Virginia Tech as a state-supported institution of higher learning is required to submit an EIR for all major state projects greater than \$500,000; this EIR is intended to address that requirement for this project. The total project budget exceeds \$500,000.

To complete the EIR, standard environmental records, tribal records, physical setting sources including topographic maps, geologic maps, soil maps, wetland and floodplain maps, and prior site reports were identified and reviewed. A site reconnaissance was conducted for a visual inspection of the site exterior on January 11, 2018. Information was retrieved from a number of sources identified in Section 8.0. Regulatory agencies were contacted, as needed, to conduct a project review relative to environmental sources for inclusion in this EIR. Additional regulatory agency input is awaited and may be received during the Virginia Department of Environmental Quality's (VDEQ) review of the EIR.



Site Location Map

Environmental Impact Report Virginia Tech
 Student Athletic Performance Center
 Blacksburg, Virginia

SCALE: 1" = 2000'

PROJECT: B16567B-02E



Draper Aden Associates
Engineering ♦ Surveying ♦ Environmental Services

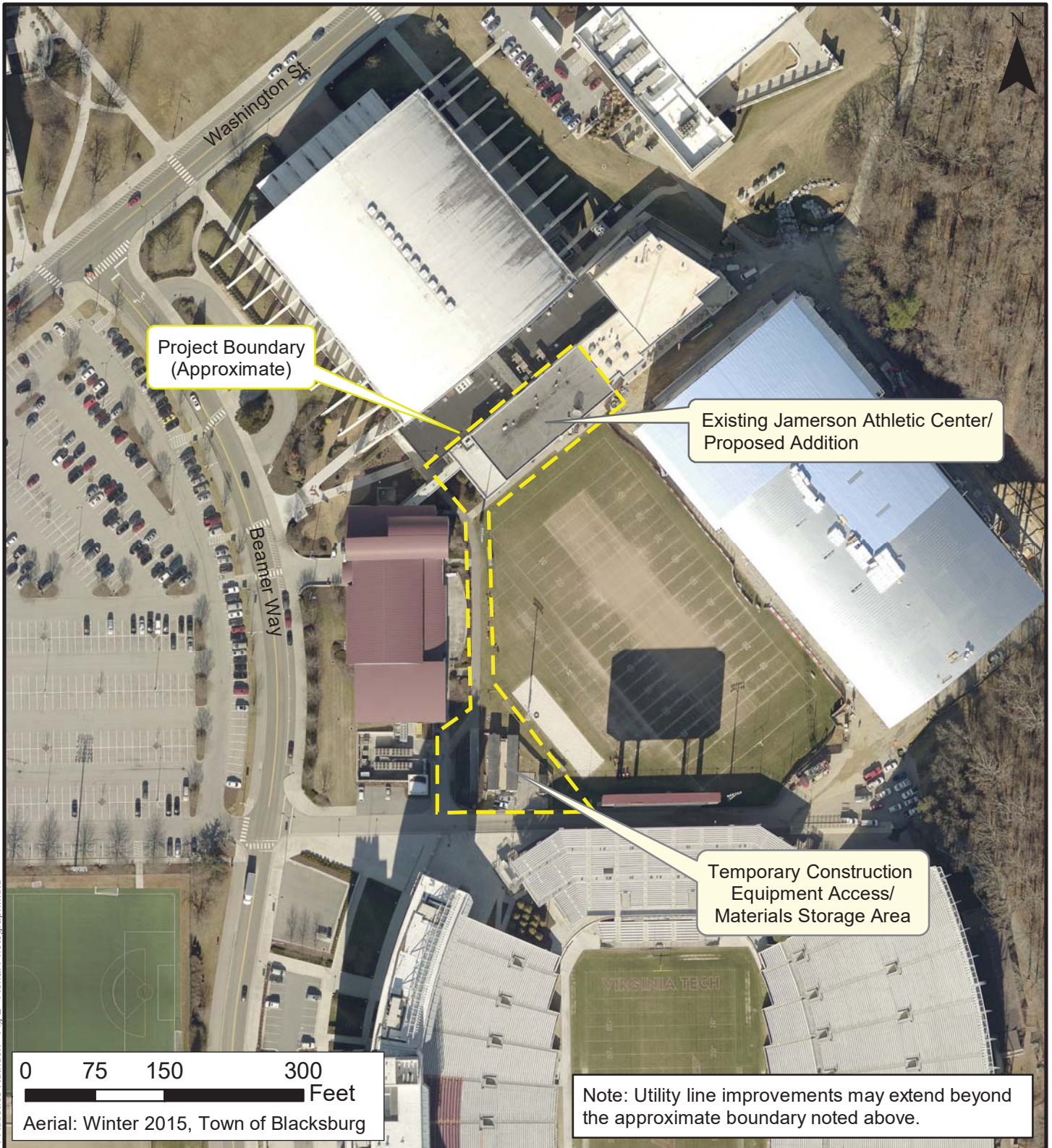
2206 South Main Street
 Blacksburg, VA 24060
 540-552-0444 Fax: 540-552-0291

Richmond, VA
 Charlottesville, VA
 Hampton Roads, VA

Raleigh, NC
 Fayetteville, NC
 Northern Virginia

DESIGNED: RS
 DRAWN: WMD
 CHECKED: KMW
 DATE: 01-25-18

FIGURE
1



Path: P:\B161500\B16567B\B16567B-02E\GIS\VT Athletics Nutrition - Fig 2 - Aerial Photograph.mxd

Aerial Photograph

Environmental Impact Report Virginia Tech
Student Athletic Performance Center
Blacksburg, Virginia

SCALE: 1" = 150'

PROJECT: B16567B-02E



Draper Aden Associates
Engineering ♦ Surveying ♦ Environmental Services

2206 South Main Street
Blacksburg, VA 24060
540-552-0444 Fax: 540-552-0291

Richmond, VA
Charlottesville, VA
Hampton Roads, VA

Raleigh, NC
Fayetteville, NC
Northern Virginia

DESIGNED: RS
DRAWN: WMD
CHECKED: KMW
DATE: 01-25-18

FIGURE
2



6580 Valley Center Drive | Suite 124 | Radford, VA 24141 | 540-639-9313

NRVRC.ORG

COMMONWEALTH INTERGOVERNMENTAL REVIEW MEMORANDUM

TO: Regional Commission Board Members

FROM: Kevin R. Byrd, Executive Director

AGENDA ITEM: III. Intergovernmental Review Process, C. Environmental Project Review, Item #3

CIRP Review

June 18, 2018

PROJECT: Reissuance of VPDES Permit No. VA0027481
Blacksburg Country Club WWTP

SUBMITTED BY: DEQ

PROJECT DESCRIPTION: The Department of Environmental Quality is requesting comments on a public notice.

PROJECT SENT FOR REVIEW TO: Commission Board Members

Strengthening the Region through Collaboration

Counties

Floyd | Giles
Montgomery | Pulaski
City
Radford

Towns

Blacksburg | Christiansburg
Floyd | Narrows | Pearisburg
Putaski | Rich Creek

Higher Education

Virginia Tech
Radford University
New River Community College

PUBLIC NOTICE – Environmental Permit

PURPOSE OF NOTICE: To seek public comment on a draft permit from the Department of Environmental Quality that will allow the release of treated wastewater into a water body in Montgomery County, Virginia

PUBLIC COMMENT PERIOD: May 27, 2018 through June 25, 2018

PERMIT NAME: Virginia Pollutant Discharge Elimination System Permit – Wastewater issued by DEQ, under the authority of the State Water Control Board

APPLICANT NAME, ADDRESS, AND PERMIT NUMBER: Aqua Virginia, Inc., 2414 Granite Ridge Road, Rockville, Virginia 23146, VA0027481

FACILITY NAME AND LOCATION: Blacksburg Country Club WWTP, 1064 Clubhouse Road, Blacksburg, VA 24060

PROJECT DESCRIPTION: Aqua Virginia Inc. has applied for a reissuance of a permit for the private wastewater treatment plant. The applicant proposes to release treated sewage wastewater at a rate of 35,000 gallons per day from the current facility into a water body and has a schedule to upgrade the facility to a wastewater design flow rate of 60,000 gallons per day. Sludge from the treatment process will be periodically transported to the WVWA Water Pollution Control Plant for further treatment. The facility proposes to release the treated sewage into the North Fork of the Roanoke River in Montgomery County in the Roanoke River/Bradshaw Creek Watershed (VAW-L02R). A watershed is the land area drained by a river and its incoming streams. The permit will limit the following pollutants to amounts that protect water quality: organic matter, solids, toxic pollutants

HOW TO COMMENT AND/OR REQUEST A PUBLIC HEARING: DEQ accepts comments and requests for public hearing by e-mail, fax, or postal mail. All comments and requests must be in writing and be received by DEQ during the comment period. Submittals must include the names, mailing addresses and telephone numbers of the commenter/requester and of all persons represented by the commenter/requester. A request for a public hearing must also include: 1) The reason why a public hearing is requested. 2) A brief, informal statement regarding the nature and extent of the interest of the requester or of those represented by the requestor, including how and extent such interest would be directly and adversely affected by the permit. 3) Specific references, where possible, to terms and conditions of the permit with suggested revisions. A public hearing may be held, including another comment period, if a public response is significant, based on individual requests for a public hearing, and there are substantial, disputed issues relevant to the permit.

CONTACT FOR PUBLIC COMMENTS, DOCUMENT REQUESTS, AND ADDITIONAL INFORMATION:

Becky L. France; ADDRESS: Virginia Department of Environmental Quality, Blue Ridge Regional Office, 3019 Peters Creek Road, Roanoke, VA 24019-2738; (540) 562-6700; E-MAIL ADDRESS: becky.france@deq.virginia.gov; FAX: (540) 562-6725. The public may review the draft permit and application at the DEQ office named above by appointment or may request copies of the documents from the contact person listed above.



6580 Valley Center Drive | Suite 124 | Radford, VA 24141 | 540-639-9313

N R V R C . O R G

June 21, 2018

Executive Director's Report

Economic Development:

- The Comprehensive Economic Development Strategy Think Tank committee met earlier this month to review the final project package and resiliency strategies. At the June Commission meeting there will be a brief presentation on the final CEDS package for consideration prior to submitting to the US Economic Development Administration.
- The Dept. of Housing and Community Development Virginia Main Street Program conducted downtown visits in several communities across the region last week. The visits included local government leadership, regional commission staff along with organizations that support downtowns in each community. The intended outcome is increased engagement with the Virginia Main Street program and their resources.

Transportation:

- The Passenger Rail Ownership and Operations Study meeting in June covered the topics of desired amenities and physical infrastructure needed for the station. Examples from Virginia and North Carolina were reviewed with key takeaways identified for each.
- VDOT held a public input meeting on 6/14 on developing an I-81 Corridor Improvement Plan. The Corridor Improvement Plan will: identify segments for improvement; identify targeted sets of improvements for each segment; identify truck parking needs; include corridor-wide incident management; evaluate concepts to minimize local route impacts; assess economic impacts on the corridor from tolling only heavy commercial trucks. Three phases of the study include: Problem identification (current phase); Preliminary alternatives; Heavy commercial truck tolling feasibility and economic impacts. More info at www.VA81Corridor.org

Regional:

- The NRV Housing Study got underway internally with technical staff preparing a two-page overview of the effort to share with key partners as we are establishing a regional consortium to guide the process. Earlier this week I met with the NRV Association of Realtors CEO and board President to discuss partnership. More partner meetings are scheduled in July before a press release announcing the study is issued in combination with a public survey on housing.

Commission:

- Congratulations to Christy Straight on passing the American Institute of Certified Planners (AICP) exam and celebrating 10-years of service to the Regional Commission this month!
- This month three Commissioners will be transitioning off the board: Holly Lesko, Town of Blacksburg; Keith Marshall, City of Radford; and Harry Collins, Town of Christiansburg. A sincere thanks to each for your service and support of the Commission!
- The Virginia Association of Planning District Commissions (VAPDC) will be holding the annual summer conference in Roanoke this year July 25-27 at the Hotel Roanoke. Given the close proximity, the Executive Committee would like to have good representation from our region. Please let me know if you are available to attend. More information can be found at www.vapdc.site-ym.com



6580 Valley Center Drive | Suite 124 | Radford, VA 24141 | 540-639-9313

NRVRC.ORG

MEMORANDUM

To: NRVRC Board Members
From: Kevin R. Byrd, Executive Director
Date: June 22, 2018
Re: ROAM New River Valley Bike Share Program Overview

Later this summer ROAM New River Valley Bike Share program will launch with stations in Blacksburg, Christiansburg, Montgomery County and on the Virginia Tech campus. A bike share system is a service which bicycles are made available for shared use to individuals on a short-term basis for a price. Many bike share systems allow people to borrow a bike from a 'dock' and return it at another dock belonging to the same system. At the June Commission meeting there will be an overview presentation on the forthcoming New River Valley system by Andrew Warren, Christiansburg Planning Director and member of the Bike Share Advisory Committee.

Strengthening the Region through Collaboration

Counties

Floyd | Giles
Montgomery | Pulaski

City

Radford

Towns

Blacksburg | Christiansburg
Floyd | Narrows | Pearisburg
Pulaski | Rich Creek

Higher Education

Virginia Tech
Radford University
New River Community College



6580 Valley Center Drive | Suite 124 | Radford, VA 24141 | 540-639-9313

NRVRC.ORG

MEMORANDUM

To: NRVRC Commissioners

From: Patrick O'Brien, Regional Planner

Date: June 22, 2018

Re: 2018 Comprehensive Economic Development Strategy update

The 2018-19 update of the Comprehensive Economic Development Strategy is nearly complete. Attached is the final draft of the 2018-19 New River Valley CEDS document. This includes the previously reviewed project package, project ranking criteria, and goals and objectives. The introductory narrative includes data and information about the region.

Major changes to this year's CEDS include an update to the 'economic resilience' section of the CEDS (page 43), and the addition of several projects to the project package table (beginning on page 29). The specific changes to these sections are discussed in more detail in the notes from the CEDS committee meetings, which appear in the appendix of the CEDS beginning on page 46.

The Commission will need to take action adopting the CEDS in order for staff to submit the document to the Economic Development Administration prior to the June 30, 2018 deadline. The next step in the CEDS update process is to create the public-friendly 'consumer' version of the CEDS, and related on-line CEDS content.

Staff will be present at the June commission meeting to answer any questions about the CEDS document.

Strengthening the Region through Collaboration

Counties

Floyd | Giles
Montgomery | Pulaski
City
Radford

Towns

Blacksburg | Christiansburg
Floyd | Narrows | Pearisburg
Pulaski | Rich Creek

Higher Education

Virginia Tech
Radford University
New River Community College

New River Valley Comprehensive Economic Development Strategy

Table of Contents

Chapter 1: NEW RIVER VALLEY OVERVIEW2

Chapter 2: NEW RIVER VALLEY SWOT ANALYSIS.....15

Chapter 3: PRIORITIES, GOALS, AND OBJECTIVES.....17

Chapter 3: ANNUAL PROJECT PACKAGE REPORT22

Chapter 4: PROJECT EVALUATION FOR 2018-19.....28

Chapter 5: IMPLEMENTATION AND RESILIENCY.....43

Appendix46

Chapter 1: NEW RIVER VALLEY OVERVIEW

1.1 INTRODUCTION

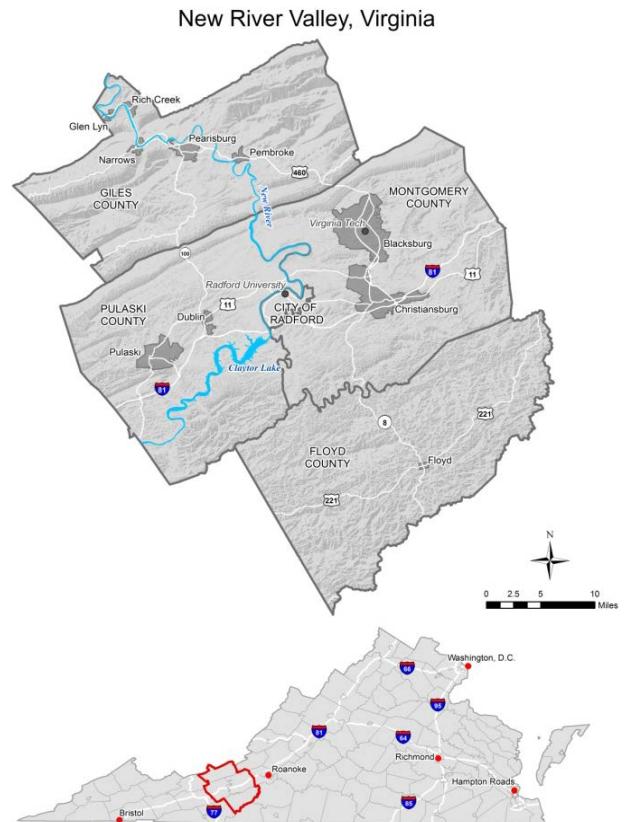
The New River Valley region consists of the counties of Floyd, Giles, Montgomery, Pulaski, and the City of Radford in southwest Virginia. The counties are home to ten incorporated towns, and a total regional population of 178,350 as of the 2010 census. Two major transportation routes pass through the region, Interstate 81 and US Route 460. Major employers include Virginia Tech, Radford University, Volvo Trucks North America, and Celanese.

The region is growing from a manufacturing and agrarian focused economy into a more balanced, diversified economy. The region has seen gains in sectors such as information technology, healthcare and biomedical, professional and financial services, energy, and agriculture. This transition has created the need for training in these growing sectors. Career pathway development is an important part of this transition to a more modernized economy.

The New River Valley Livability Initiative regional planning effort identified four major themes to focus regional development efforts, which reflect the regional characteristics that New River Valley residents value most. These themes are:

1. Enhancing Living and Working Environments
2. Preserving Rural Heritage and Community Character
3. Making the Business Environment Productive and Resilient
4. Building Healthy Communities

Each of these themes has a direct effect on economic development, and these themes are incorporated into the New River Valley's Comprehensive Economic Development Strategy. The region has seen success domestically and internationally in bringing in new businesses. These successes are celebrated, but the need to create homegrown startups needs to improve to strengthen the resiliency of the regional economy. The CEDS serves as a vision on how to reach the potential for the regional economy, bolstering the success of businesses within the New River Valley while improving the prosperity of its people.

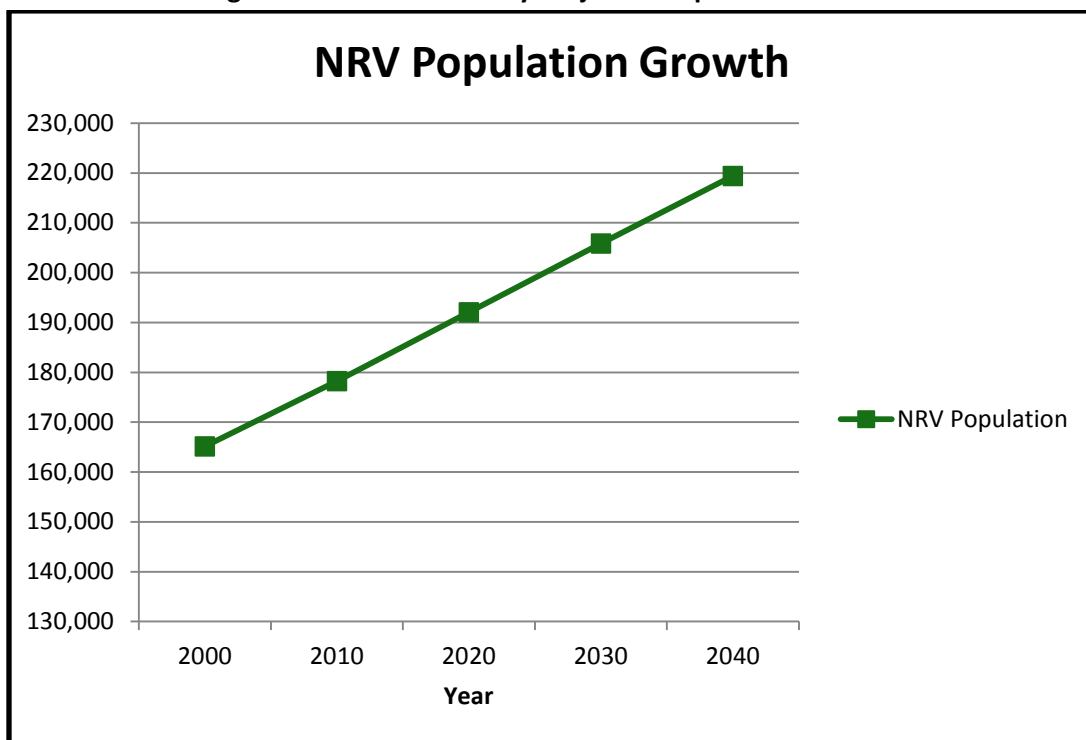


1.2 DEMOGRAPHIC PROFILE

Population

The New River Valley had an estimated population of 182,876 in 2016, a 2.6% increase since the 2010 Census¹. Population projections predict continued, steady growth to a 2040 population of 219,420, a 23% increase over a 30 year period. The City of Radford and Montgomery County have high percentages of student populations from Radford University and Virginia Tech, with a total student population of approximately 40,000 between the two universities. The universities produce nearly 10,000 new graduates within the region each year.

Figure 1: New River Valley Projected Population Growth



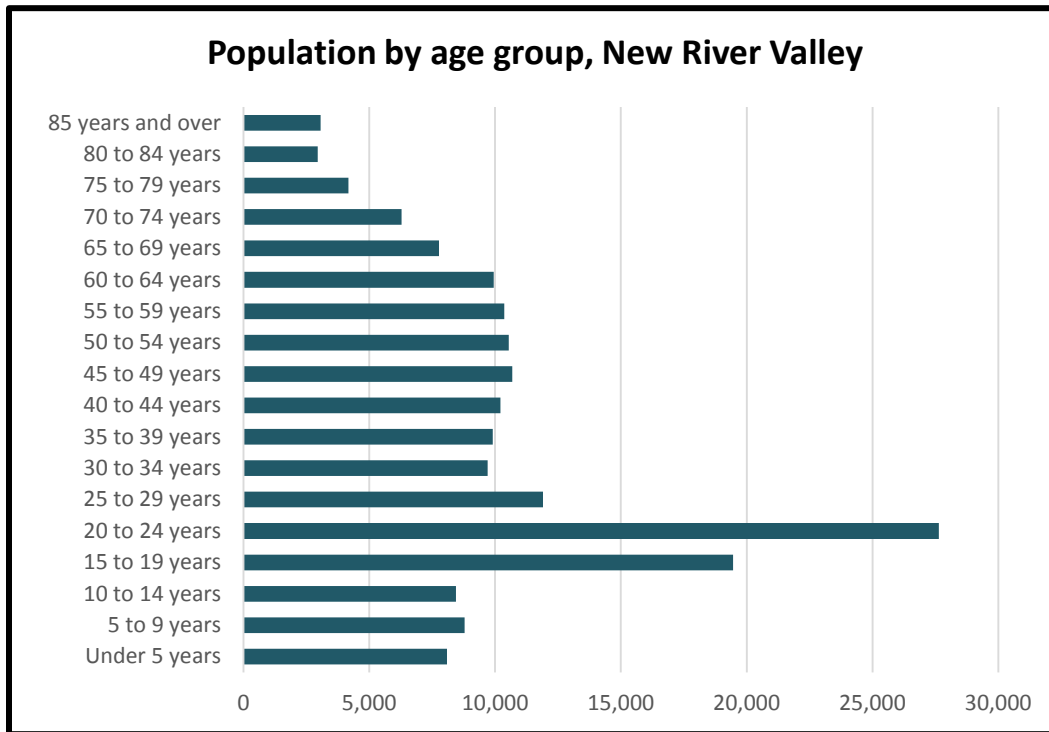
Virginia Employment Commission, U.S. Census Bureau

Age

The median age within the New River Valley is 33.2, well below the state average of 37.6. The region's large population of college students is the major contributor to the youthful population, with 15-19 year olds and 20-24 year olds as the two largest age groups. Figure 2 (next page) shows the regional population in each age group.

¹ US Census: 2016 Population Estimates - Annual Estimates of the Resident Population: April 1, 2010 to July 1, 2016

Figure 2: NRV Population by Age

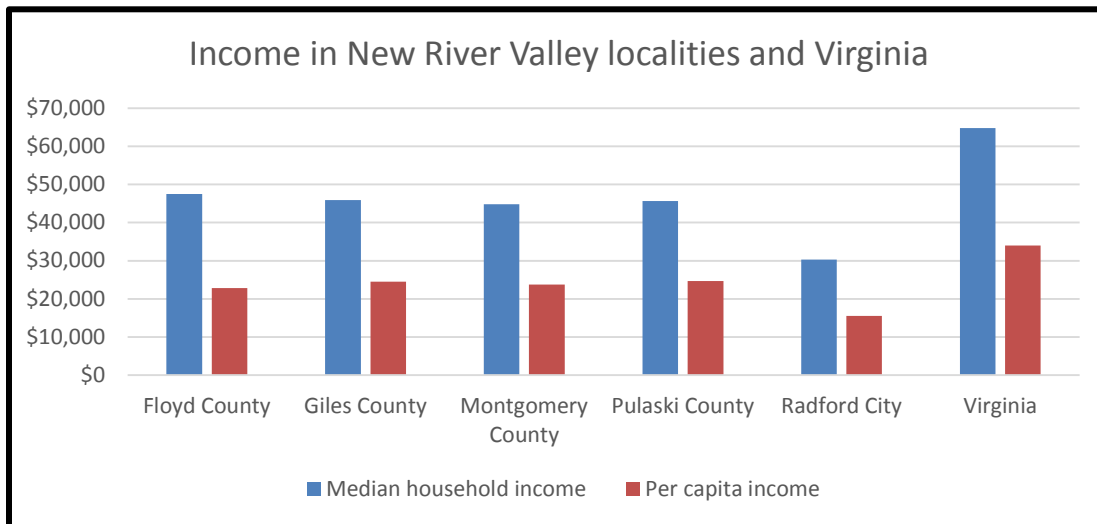


American Community Survey 5-Year Data, 2010-2014

Income

The median household income in the New River Valley is \$45,607, and per capita income is \$24,337². New River Valley incomes are below the Virginia average, but have increased in recent years. Income levels within the New River Valley vary by locality, as shown in Figure 3.

Figure 3: Median Household and Per Capita Income by Locality



American Community Survey 5-Year Data, 2010-2014

² 2011-2015 American Community Survey 5-Year Estimates: Selected Economic Characteristics

1.3 EMPLOYMENT

The total labor force in the New River Valley in 2014 is an estimated 88,645 workers³. Approximately 70% of New River Valley workers live and work in the region, and 30% commute to jobs outside the region, with Roanoke as the most common destination⁴.

New River Valley businesses employed approximately 66,700 workers in 2015, an increase of 4% over the past five years. The 'educational services' sector is the largest employer, which includes the nearly 10,000 employees of the region's public universities. Manufacturing is the second largest sector, followed by retail trade and health care (see Table 1 below).

Table 1: Employment by Industry Sector, New River Valley

Industry	Employment 2017	Average Annual Wages	Average Annual % Change in Employment 2012-17	Avg. Annual Growth % over next ten years
Educational Services	15,181	\$41,700	1.2%	0.1%
Manufacturing	11,513	\$53,268	1.0%	-1.5%
Retail Trade	8,638	\$23,373	0.6%	0.2%
Health Care and Social Assistance	7,538	\$39,724	2.1%	1.5%
Accommodation and Food Services	6,984	\$15,409	1.3%	0.1%
Professional, Scientific, and Technical Services	3,662	\$60,090	1.5%	1.0%
Administrative/Support/Waste Mgmt Svcs.	3,390	\$28,968	2.3%	0.7%
Construction	3,003	\$36,817	-3.1%	0.7%
Other Services (except Public Administration)	2,791	\$25,203	0.3%	0.1%
Public Administration	2,054	\$44,385	-0.8%	-0.3%
Transportation and Warehousing	1,853	\$44,306	0.9%	-0.5%
Arts, Entertainment, and Recreation	1,437	\$15,744	1.9%	0.3%
Agriculture, Forestry, Fishing and Hunting	1,379	\$16,723	1.6%	-0.9%
Real Estate and Rental and Leasing	1,308	\$41,639	3.3%	0.7%
Finance and Insurance	1,066	\$47,633	-1.0%	-0.1%
Wholesale Trade	861	\$65,272	-0.6%	0.1%
Information	830	\$45,088	0.6%	-0.6%
Utilities	500	\$50,955	-3.8%	-0.4%
Management of Companies and Enterprises	229	\$84,778	-9.3%	0.0%
Mining, Quarrying, and Oil and Gas Extraction	84	\$57,637	6.1%	-0.2%
Total - All Industries	74,384	\$37,789	0.9%	0.1%

Source: Jobs EQ 2017Q1 Dataset

³ 2011-2015 American Community Survey 5-Year Estimates: Selected Economic Characteristics

⁴ US Census Bureau, LEHD On the Map tool, 2014

The New River/Mount Rogers Workforce Investment Board partnered with the Virginia Tech Office of Economic Development to develop a Skills-Gap Analysis for the region. Both soft skill and technical skill gaps were evaluated. For the region, soft skill needs include: good attendance, critical and analytical thinking, communication, and problem solving. Technical skill needs include: electrical/electronics, engineering, general maintenance, welding, and customer service and sales.

CLUSTER ANALYSIS

The New River Valley Regional Commission worked with the Southern Rural Development Center (SRDC) at Mississippi State University to complete a cluster analysis of the New River Valley. According to the Economic Development Administration, economic clusters are geographic concentrations of interconnected industries and supportive organizations that make regions uniquely competitive for jobs and private investment. To perform the analysis, the SRDC researched employment concentrations within economic sectors throughout the region while measuring the job growth or loss within the specified cluster. The following table highlights employment in major clusters in the New River Valley as defined in the study.

Table 2: NRV Employment by Sector

INDUSTRY SECTOR	2012 Jobs	2022 Jobs Projected	Difference	2022 NRV Job Growth/Loss
Business & Financial	7,237	9,671	2,434	33.60%
Healthcare	4,663	5,990	1,327	28.50%
Energy	5,297	5,843	546	10.30%
IT Telecomm and Software	4,168	4,598	430	10.30%
Biomedical – R&D	696	840	144	20.60%
Agribusiness	720	692	-28	-3.90%
Arts, Entertainment, Recreation	2,561	3,151	590	23.00%
Electrical Equipment Manufacturing	2,281	2,108	-173	-7.60%
Defense	2,086	2,278	192	9.20%
Advanced Materials	3,977	3,351	-626	-15.70%
Transportation Equipment Mfg.	2,747	1,762	-985	-35.90%

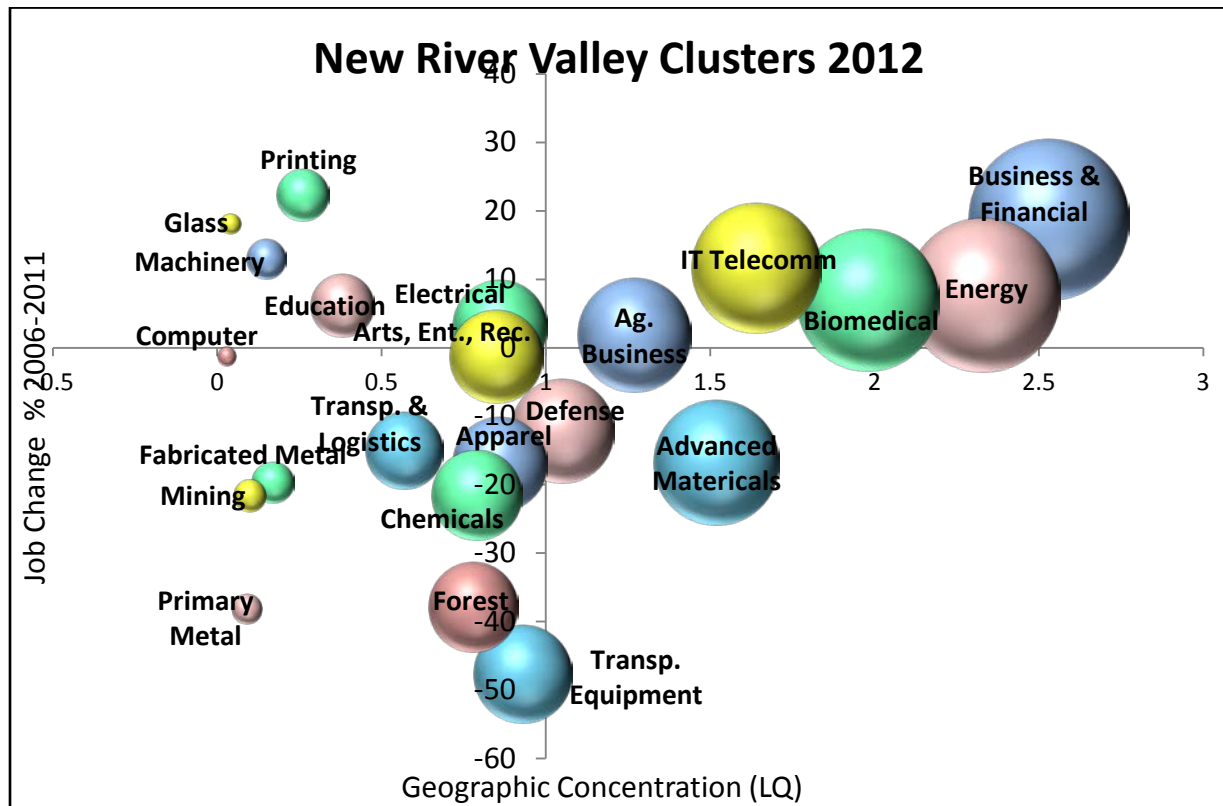
Southern Rural Development Center, NRV Cluster Analysis 2012
**Retail and university/college employment not reflected in chart.*

As part of this analysis, pre- and post-recession time periods were evaluated to demonstrate the strengths and weaknesses of clusters within the region. The figure on the following page identifies the relative strength of clusters based on their geographic concentration in the region and the growth in regional jobs. The size of the circle represents the current number of jobs.

Figure 4 shows economic sectors divided into quadrants. Those in the top right quadrant are considered to be the strongest in the region with strong job growth and a geographic concentration in that sector. The cluster chart shows five economic sectors that are growing in specialization and employment: 1) Business and Financial Services; 2) Energy; 3) Biomedical; 4) Information Technology and Telecommunications; and 5) Agribusiness. In cluster theory, the top right quadrant, or 'stars', highlights the standout industries that define the region's economy that also have potential to keep growing in specialization and bring additional employment.

The top left quadrant shows 'emerging' clusters that lack geographic concentration, but can grow into the 'star' category due to high job growth. These 'emerging' clusters need strategies focused on developing the workforce and entrepreneurial assistance. The bottom right quadrant shows sectors that still have geographic concentration but are losing that concentration due to job losses. These sectors need special attention if there is to be potential for long-term success in that sector. Finally, the lower left quadrant shows economic sectors that do not have geographic concentration and have lost jobs. Generally speaking, these sectors lack competitiveness unless new industries can be attracted to the region and bolster that sector.


Figure 4: Employment growth and concentration of regional clusters in the New River Valley



This analysis serves as a guide for future strategy development with regards to workforce training, entrepreneurial development and resource allocation. Further, it provides a base for discussion and development of future strategies.

1.4 ENVIRONMENT AND NATURAL RESOURCES

The natural assets contained within the New River Valley are an important part of the region's character as well as the ability to generate tourism, a growing sector for southwest Virginia. The New River is an important natural feature and generates the name for the region. Mountains are an equally important natural feature for the region.



Cascade Falls, Credit: Virginia Tech

The New River Valley falls within three distinct physiographic provinces: the Blue Ridge

Province (Floyd County), the Valley and Ridge Province (Pulaski County, Montgomery County, most of Giles County, and the City of Radford), and the Appalachian Plateau (in a small part of Giles County). Each province has very different geological characteristics. Giles, Pulaski, and Montgomery Counties are mainly located in the Valley and Ridge Province which is characterized by sedimentary rocks such as limestone, shale, sandstone and dolomites (i.e., karst). Historically, limestone has been mined for agriculture use and sandstone for building purposes. Floyd County is located in the Blue Ridge Province, which is characterized by metamorphic rocks such as gneiss and schist. Metamorphic rocks are harder rocks and have been mined for use in road construction.

All counties in the New River Valley are quite similar with regards to type of land class. The majority of land within the region is considered timberland. It covers 68% of all land within the New River Valley. The only county in the region with a different forestry profile would be Giles where 76% of the total area is considered forest land, a significant amount of which is in the Jefferson National Forest⁵.

The average elevation of the NRV is about 2,500 feet. Elevations range from 1,470 feet above mean sea level at Glen Lyn to 4,348 feet at Bald Knob on Salt Pond Mountain in Giles County. Mountain Lake, also located on Salt Pond Mountain, is one of two natural lakes in Virginia and is reportedly the highest natural lake east of the Rocky Mountains. The New River runs through the Counties of Pulaski, Montgomery, and Giles, and the City of Radford, thus giving the region

⁵ New River Valley Hazard Mitigation Plan, 2011

its name. Little River, Peak Creek, Big Walker Creek, and Dodd’s Creek are a few of the tributaries of the New River. A small portion of eastern Montgomery and Floyd Counties are in the Roanoke River basin, while a small portion of Giles County and the Craig Creek watershed in Montgomery County drain into the James River.

Typical fall foliage peak color is October 10-20 in the Southwestern Mountain Climate Region. Following is a chart from the Virginia Tourism Corporation detailing the climate of the region.

Table 3: Virginia Southwestern Mountain Climate Region

	January Average	July Average	Annual Average
Temperature	24-44 (F)	60-85 (F)	
Precipitation	4.04 inches	4.73 inches	47.33 inches

Virginia Tourism Corporation, Southeast Regional Climate Center

Appalachian Trail

Fifty miles of the Appalachian Trail span Giles County and connects to nearly 2,200 miles of the trail extending from Georgia to Maine.

Blue Ridge Parkway

The Blue Ridge Parkway, spanning 469 miles total, travels through eastern and southern Floyd County. The Blue Ridge Parkway is famous for its scenic drives and brings tourists to the region.



Blue Ridge Parkway, Credit: Lydeana Martin

National Forest

Jefferson National Forest:

The Jefferson National Forest traverses the New River Valley and is home to Pandapas Pond, featuring a trail network for recreation users.

State Parks

Claytor Lake State Park:

The New River Valley is home to Claytor Lake State Park, one of two state parks in the region. Claytor Lake. Claytor Lake has a full service marina and provides options for fishing, swimming, and camping.



New River Trail State Park:

The New River Trail stretches 57 miles along an abandoned railroad corridor.

Claytor Lake Dam, Credit: Peter Huber

Other Natural Features

- Buffalo Mountain Natural Area Preserve
- Mountain Lake
- War Spur and Wind Rock Trails
- Radford Riverway
- Dora Trail
- Gatewood Park Campground and Reservoir
- Bottom Creek Gorge
- Falls Ridge Preserve
- Huckleberry Trail
- Rock Castle Gorge National Recreation Trail
- Cascades Recreation Area



Huckleberry Trail

1.5 INFRASTRUCTURE

The following information on infrastructure was gathered as part of the New River Valley Livability Initiative and can be found in the 2013 report entitled, *Livability in the New River Valley: From Vision to Action*.

CELL PHONE SERVICE PROVIDERS CURRENTLY AVAILABLE

- nTelos
- Sprint/Centel-Virginia
- U.S. Cellular
- Verizon- Virginia/Verizon South
- AT&T
- Citizens Telephone Cooperative
- Pembroke Telephone Cooperative

Virginia Economic Development Partnership: NRV Community Profile.

- The region now has broadband access along major regional corridors, around universities, and within larger jurisdictions.
- Some rural areas with sparse populations and mountainous topography still have limited access and low-speed/bandwidth which limits opportunities for full engagement in the information economy.

ROADS

- I-81 and US 460 are critical corridors for truck freight movement within the region and throughout the Commonwealth. 40-60% of truck traffic traveling along I-81 neither has an origin or destination in Virginia (9,000 – 13,400 trucks each day).
- Employers and major employment centers are served through road infrastructure mainly through interstate or state route access. Large employers not located along major roads or in more urbanized areas have selected locations based on proximity to natural resources or other valued amenities.

WATER AND SEWER

- New River Valley towns and the City of Radford are served by public water and sewer. Wells and septic systems serve the needs of residents who are not currently on public water and sewer.
- Floyd has limited ground water resources which also limits water intensive economic opportunities.

GAS

- Natural gas is supplied by ATMOS Energy in more populated areas of Radford, Blacksburg, Christiansburg, Dublin, Pulaski, and Fairlawn. Roanoke Gas services eastern Montgomery County. No gas service is provided in Floyd County. Unlike electricity, industrial, institutional and other large users dominate use with about 65% of natural gas consumption in the region. Natural gas prices have declined since 2008 due to increases in domestic production.
- Columbia Gas of Virginia has provided service to Giles County since the 1960s. Columbia Gas is headquartered in Chesterfield, Virginia and is the third-largest gas utility in the Commonwealth of Virginia. **Columbia Gas of Virginia Company Profile*

CLEAN ENERGY

- Development of clean energy options in the region may play a role in attracting new businesses to the region. For example The Sierra Nevada Brewery was considering Christiansburg as a potential site but settled on Asheville, North Carolina, in part because North Carolina's "focus on green technologies played a role in luring the business to invest \$107.5 million into its new brewery there." *Mountain Express, 2013.

RAIL

- Norfolk Southern's Heartland and Crescent Corridors intersect just East of Radford. Both corridors are of national significance for freight movement.
- Freight rail serves Pulaski, Giles, and Montgomery Counties as well as the City of Radford. Rail is a major asset to manufacturing and other industries within the region.
- Currently, no passenger rail services exist within the New River Valley. Nearby Roanoke will begin service in 2017, and New River Valley stakeholders are working to extend service to a proposed station in Christiansburg.

INTERMODAL TRANSPORT

- Intermodal freight transport involves the transportation of freight using multiple modes of transportation (rail, ship and truck) without any handling of the freight itself when changing modes. This method reduces cargo handling, improves security, reduces damage and allows freight to be transported faster and reduces costs and emissions.
- There is an intermodal transfer facility currently being proposed in Elliston as a part of the Heartland Corridor improvement plan. The completion of the facility would have effects on both the rail and roadway network within the NRV and surrounding regions. Truck freight primarily utilizes I-81, US 460, US 11, US 221, VA 100, VA 8, VA 42 and VA 61. I-81 is one of the primary truck freight corridors on the eastern seaboard.

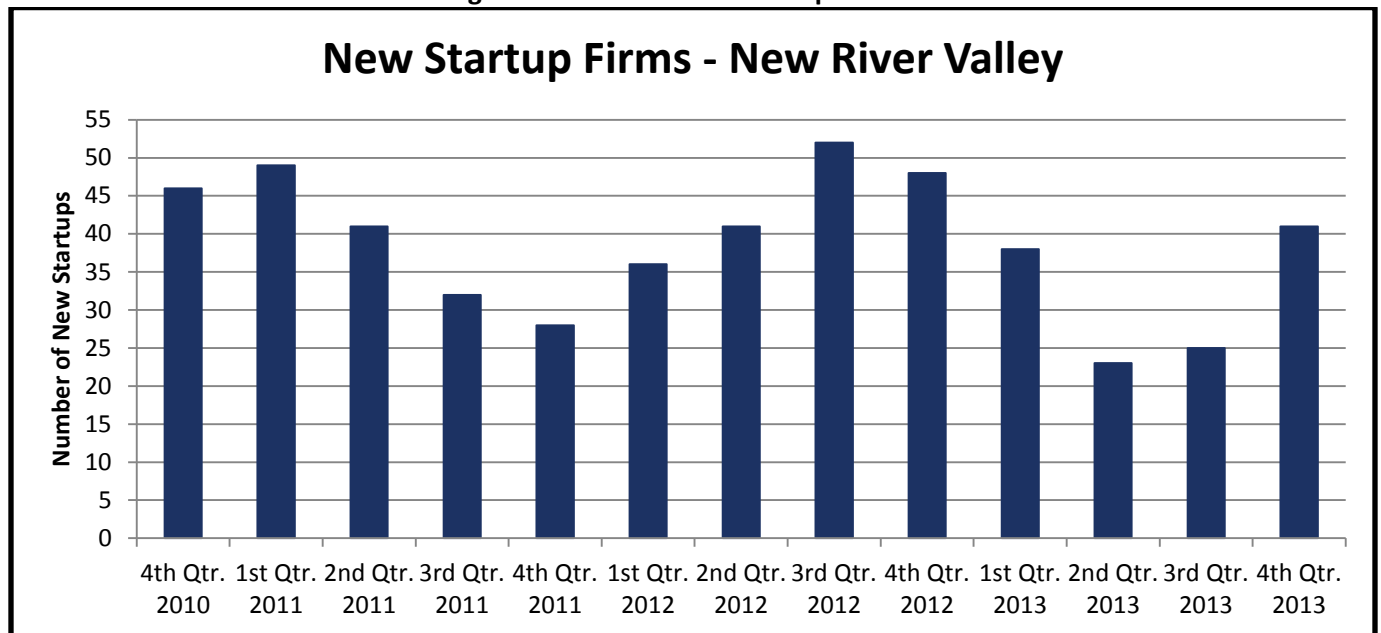
AIRPORTS

- There are two general aviation facilities located in the New River Valley: the Virginia Tech-Montgomery Executive Airport in Blacksburg and the New River Valley Airport just north of Dublin in Pulaski County. The NRV Airport is currently a registered foreign trade zone and international port of entry. The nearest major commercial passenger airport is Roanoke Regional Airport approximately ten miles east of the region.

1.6 ENTREPRENEURSHIP AND RESOURCES

Entrepreneurial development is important to the overall health of the economy as small business drives job growth. Figure 5 shows the average number of new firms in the New River Valley over the course of several years.

Figure 5: New Business Startups



New River Valley startup companies have options in each locality for small business services, which are listed below. The urban areas within the Blacksburg-Christiansburg-Radford metro area are more robust, as is expected with a greater population density and two universities. The table on the following page provides a listing of the organizations that provide small business development and entrepreneurship support services. A more complete list of stakeholders, including banks and the local technology business incubator, participate in the CEDS committee meetings each year.

Table 4: New River Valley small business and entrepreneurship resources

<p><u>Regional</u></p> <ul style="list-style-type: none"> • Roanoke Small Business Development Center (Virginia SBDC network) • New River Valley Business Center • VT KnowledgeWorks • Roanoke-Blacksburg Technology Council • Virginia Cooperative Extension • Virginia Community Capital • Friends of Southwest Virginia <p><u>Interregional</u></p> <p>Roanoke SCORE</p>	<p><u>Local</u></p> <ul style="list-style-type: none"> • Economic Development Authority of Floyd County • Montgomery-Blacksburg-Christiansburg (MBC) Development Corporation Revolving Loan Fund • TechPad • Beans and Rice (Radford/Pulaski) <p><u>State</u></p> <p>Virginia Department of Business Assistance Virginia Small Business Financing Authority</p>
--	---

A complete description of each small business service is listed in the appendix. The Radford Small Business Development Center closed in June 2016. A liaison from the nearby Roanoke SBDC is serving the New River Valley with training courses and business counseling services. CEDS stakeholders are exploring options to reinstate the Center, and otherwise coordinate small business services in the region.

1.7 PUBLIC PARTICIPATION

The following are public outreach activities during the development of the Comprehensive Economic Development Strategy alongside the New River Valley Livability Initiative.

- Working Groups: Economic development working group collaborated with CEDS Committee to develop goals, objectives, and strategies.
- Community Priority Survey: 660 participants responded to develop regional priorities.
- NRV Tomorrow Survey: 750 participants responded to rank values, projects, and policies within the region.
- BUILT NRV Game: 249 participants discussed concerns, possibilities, and value within individual communities.
- New River Valley Regional Commission Board of Directors: Hosts monthly public meetings where CEDS updates are reviewed. The final 2017 CEDS was presented on June 28, 2018.



Chapter 2: SWOT ANALYSIS

SWOT analysis elements are commonly understood in the following terms:

- **Strengths** are a region’s relative competitive advantages (e.g., industry supply chains and clusters, extensive port, rail, and broadband assets, specialized workforce skills, higher education levels, collaboration among stakeholders) and often internal in nature;
- **Weaknesses** are a region’s relative competitive disadvantages (e.g., a risk-averse or change-resistant regional culture), also often internal in nature;
- **Opportunities** are chances or occasions for regional improvement or progress (e.g., expansion of a biosciences research lab in the region), often external in nature; and
- **Threats** are chances or occasions for negative impacts on the region or regional decline (e.g., several companies in the region considering moving to lower-cost areas of the state), also often are external in nature.

The New River Valley’s CEDS Committee discusses regional strengths, weaknesses, opportunities, and threats within the region periodically during their meetings. In 2016, the CEDS Committee provided extensive updates to the SWOT analysis based on recent developments, and revised the SWOT analysis from previous years accordingly.

Strengths

- Interstate 81 and 77 Accessibility
- Middle mile broadband fiber network is strong and expanding both speed and access
- New River is a recreation asset, and ample source of water/power
- Clean air/water
- Low cost of living and high quality of life
- Access to range of healthcare options
- Available, affordable industrial space/land
- Virginia Tech (especially applied research and support for innovation)
- Radford University
- Access to local foods/agriculture
- Manufacturing workforce and strong work ethic of residents generally
- Multiple airports (private)
- K-12 system is relatively strong and is growing options for students
- Music, arts, sports, and cultural events attract visitors and promote the region
- Engaged community organizations
- Engaged, collaborative business community
- Foreign Trade Zone
- Natural beauty and outdoor recreation assets
- Recreation opportunities
- Temperate climate
- Growing economic diversity and strong base of large, stable employers
- Low utility costs and tax rates
- New River Community College
- VT Corporate Research Center
- NRV Economic Development Alliance
- Southwest Virginia ‘brands’ (Crooked Road)
- Elected officials
- Strong track record for collaboration among region’s business and gov’t.

Weaknesses

- Loss of historic buildings from blight
- Lack access to capital for start-ups
- Few entrepreneurial leaders
- Low population, lack critical mass
- Workforce skills not matching available jobs
- Few 'high-end' amenities (hotels, restaurants, etc.)
- Lack of affordable child-care options
- Lack of coordination and resources at regional level for many marketing efforts
- Few 'shovel-ready' large (50+ ac.) industrial sites
- Brain drain – losing young talent and families
- Lack of diverse energy sources
- Deteriorating housing in some areas
- Struggle to define regional identity
- Poverty
- Drug abuse issues in some communities

Opportunities

- Public engagement
- Proximity to large east coast population centers
- K-12 and higher education partnerships with businesses
- Strong support for entrepreneurship development, and growing network for mentoring and support
- Growing momentum to define regional 'brand' for both internal and external marketing
- Downtown revitalization is gaining momentum in most towns
- 'Reshoring' and international investment in manufacturing
- Growing interest in incorporating work experience components into educational programs
- Interregional collaboration
- Economic gardening
- Seed and venture funding are growing
- Growing collaboration/partnership with nearby regions (especially Roanoke and 'Southwest Virginia')
- Strong support for preservation/promotion of natural resources
- Strong support for a growing array of youth development programs in communities, but need to 'regionalize'
- Businesses in similar sectors are uniting to support each other and address common needs

Threats

- Lack of influence at the state level
- Competition with other regions for talented youth and college graduates (brain drain)
- Lesser opportunities/resources in rural areas of region vs. urban areas
- Increasing congestion/worsening commutes on key routes (esp. I-81)
- Worsening substance abuse and related social/economic issues
- Unequal civic engagement/access to regional opportunities among citizens
- State/federal regulations can increase cost of doing business
- Uncertainty about regional 'brand' identify (perception as 'hillbilly' region)
- Aging building stock needs maintenance/replacement
- Aging of skilled workers with insufficient pipeline of young workers with right skills to replace them
- Shortage of affordable housing and 'aging in place' options in some areas
- Fast or uncontrolled growth may threaten natural resources or quality of life
- Online competition can threaten local retailers and other businesses

Chapter 3: PRIORITIES, GOALS, AND OBJECTIVES

The New River Valley Regional Commission (serving as Economic Development District) leads the continuous planning process for economic development in Virginia's New River Valley. The NRVRC works closely with localities and several regional groups that take key roles in pursuing economic development projects and funding to advance the quality of life in the New River Valley. The most recent five-year update to the CEDS in 2014 revised the region's CEDS goals and objectives to reflect recent economic trends. The seven priority areas have been identified by public outreach, the CEDS Committee, NRVPC Commissioners, and through research on best practices. The priority areas include: 1) Support Small Business and Entrepreneurial Development; 2) Preparation and Continued Support of Qualified Workforce; 3) Available Land, Quality Infrastructure, and Affordable Housing; 4) Attracting New Business to the Region; 5) Regional Marketing/Awareness to Promote the New River Valley; 6) Preserve Natural and Historic Areas; and, 7) Business Friendly Governance and Representation.

Priority 1: Support Small Business and Entrepreneurial Development

Goal: Establish an environment that fosters the growth of existing businesses and supports entrepreneurs from startup stage through maturation.

Objective 1: Optimize existing resources for entrepreneurs and small businesses and promote collaboration between these resources.

Objective 2: Increase the number of jobs created through entrepreneurial start-ups and expansions in the New River Valley.

Business Assistance and Entrepreneurial Support Key Strategies

- 1) Promote cooperation between the Radford Small Business Development Center, VT KnowledgeWorks, New River Community College, etc.
- 2) Create new and support existing financing opportunities for business/industry expansion, including venture capital.
- 3) Encourage the use of locally developed technology and intellectual property in manufacturing and other industries.
- 4) Organize creative financing programs and improve entrepreneurs' access to capital.



Virginia Tech Corporate Research Center

- 5) Increase small business support services through provision of community e-commerce space as well as trainings (social media, computer, etc.).
- 6) Link local industries with technology and research capabilities of Virginia Tech, Radford University, and New River Community College.

Priority 2: Preparation and Continued Support of Qualified Workforce

Goal: Prepare the New River Valley workforce for present and future employment in growing employment sectors.

Objective 1: Train and re-train workers for higher skills and productivity in the modern economy.

Objective 2: Improve the industry/education interface at all levels.

Preparation and Continuation of Qualified Workforce Key Strategies

- 1) Utilize the Community College or the One-stop Centers to assist businesses seeking trained employees or training of employees requiring enhanced skills.
- 2) To establish partnerships between industry/business and all levels of education by implementing an integrated workforce curriculum that provides students with more "real world" learning opportunities
- 3) Expand existing and explore new opportunities for business training and professional development programs.
- 4) Create a Youth Entrepreneurial Center for business and civic development and practice.
- 5) Integrate workforce education and training to meet the needs of the region's strongest economic clusters and where there are skills gaps.

Priority 3: Available Land, Quality Infrastructure, and Affordable Housing

Goal: Maintain existing and deploy additional infrastructure to meet the needs of businesses and residents.

Objective 1: Create an affordable, accessible and interlinked public transportation network that connects population centers with major employment centers.

Objective 2: Strengthen the economic position of downtown commercial districts.



Route 114 Bridge Completed 2014

Objective 3: Improve the region's telecommunication network to attract new firms, assist existing firms, and educate citizens.

Objective 4: Increase the energy efficiency of industrial and commercial buildings.

Quality Infrastructure Key Strategies

- 1) Coordinate and maximize the use of existing public and private transportation resources focused on employment mobility.
- 2) Seek diversification and mixed use redevelopment of downtown commercial districts.
- 3) Deploy last mile fiber optics using wired and wireless technologies throughout the region to serve businesses and residents.
- 4) Create utility standards for service providers to follow and coordinate public digging to minimize costs and disturbances.
- 5) Seek creative and cooperative regional financing strategies for major infrastructure needs.
- 6) Ensure adequate public utilities are in place for businesses and residents.
- 7) Coordinate and adopt creative approaches to encourage the creation of affordable housing for all age groups.
- 8) Use public schools, colleges and universities to expand education, training, and research around clean energy.
- 9) Encourage energy efficiency through education programs that detail cost, return on investment, and feasibility.

Priority 4: Attracting New Business to the Region

Goal: Attract new industries that will complement the region's economy, strengthen inter-industry linkages, and utilize the region's labor force.

Objective 1: Develop and strengthen the role of international trade and commerce in the economy of the New River Valley.

Objective 2: Increase the region's supply of ready and available industrial and other economic development properties.

Attracting New Business Key Strategies

- 1) Seek firms with an international focus to utilize the strategic assets of the New River Valley International Airport, Foreign Trade Zone and Commerce Park.

- 2) Recruit outside firms seeking a trained and skilled labor force, low utility costs, high quality industrial space, and convenient highway access.
- 3) Recruit outside firms that currently have significant supplier relationships with New River Valley companies.
- 4) Develop regional properties tailored to the needs of targeted industry sectors.

Priority 5: Regional Marketing/Awareness to Promote the New River Valley

Goal: Expand the regional identity and brand to increase the marketability of the region for businesses and tourists.

Objective 1: Improve the region's ability to market itself and respond to the needs of new industrial, research, and technological prospects.

Objective 2: Realize the region's tourism development potential and ability to market itself as a culturally and naturally unique tourism destination.

Regional Marketing/Awareness Key Strategies

- 1) Expand multi-regional marketing campaigns involving the New River Valley Economic Development Alliance, and similar organizations throughout Western Virginia.
- 2) Study the feasibility of a Destination Marketing Organization or Convention and Visitors Bureau and develop implementation strategies.
- 3) Participate in, support, and encourage southwestern Virginia initiatives such as 'Round the Mountain, Crooked Road, and Heartwood Center.
- 4) Identify, develop, and package the region's inventory of historical assets and arts and cultural activities, natural features, and events to support external marketing.



Explorenewrivervalley.com Regional Tourism Website

Priority 6: Preserve Natural and Historic Areas

Goal: Preserve the natural and historic assets within the region to protect the character and quality of the regional environment.

Objective 1: Manage the impacts of existing and future land uses in order to preserve the character and quality of the regional environment.

Objective 2: Increase the development and support of local family farms.

Preserve Natural and Historic Areas Key Strategies

- 1) Develop educational, networking and mentoring programs to support and encourage the continuation of family farms; including farmers markets and regional aggregation facilities.
- 2) Implement “Farms to School” programs, which would widen the market for locally grown produce and products.
- 3) Utilize tourism assets as a way to preserve open spaces, historic sites and key natural attractions.
- 4) Improve land use planning and practices to preserve the region's rural character.

Priority 7: Business Friendly Governance and Representation

Goal: Promote a business friendly environment through governments cooperating with businesses at the local level and advocating for them at the state and federal levels.

Objective 1: Bring a voice to the policy table on behalf of the region.

Objective 2: Ensure the safety of the region's citizens.

Governance Key Strategies

- 1) Seek representation on State Commissions and Committees.
- 2) Provide input to State from regional economic development organizations and planning districts.
- 3) Support police, fire, and medical (emergency and non-emergency) operations throughout the region.
- 4) Provide youth programs and support.



Gathering of NRV Local Elected Officials

Chapter 4: ANNUAL PROJECT PACKAGE REPORT

4.1 CEDS Project Evaluation Criteria – Reviewed/updated June 2017

As stated in the Organization and Management section of this report, the CEDS Committee and the NRVRC Board members reviewed and updated the project evaluation criteria. These criteria reflect CEDS goals and objectives, and are used to rank projects that localities submit for inclusion in the CEDS.

PROJECT TYPE (Points)

Priority Level 1 (8)

- Water and sewer utilities
- Employment Creation/Retention
-Technology and Industrial
- Entrepreneurial/Small Business Assistance
- Transportation Planning
- Regional/Local School & Educational
Facilities & Programs
- Passenger Rail
- Housing Production
- Technology Career Development Facilities/
Programs
- Tourism (esp. agri-tourism)
- Marketing/Promotion of Assets
- Value-Added Local Food
- Mixed Use Development
- Central Business District Revitalization
- Broadband network improvements

Priority Level 2 (6)

- Primary/Arterial Roads & Transportation
Maintenance
- Facilities for Protected Populations
- Neighborhood improvement projects
- Employment Creation/Retention-commercial
- Natural gas and energy infrastructure
- Rehabilitation of Aging Housing Stock
- Green Building Projects
- Protection of Natural/Cultural Resources/Assets
- Regional Coordination of Public
Transportation Connections
- Clean Energy Projects
- Airport Service
- Drainage/Flood Control
- Senior Care Facilities

Priority Level 3 (4)

- Secondary Roads
- Community Centers/Recreation
- Other Economic Development
- Homeownership Programs

Priority Level 4 (2)

- Other Housing
- Other Community Facilities
- Other Community Services Facilities
- Community Development Programs
- Drought Management

“Neighborhood improvement projects” includes sidewalks, solid waste/garbage, debris removal, street lighting, recreation, police/fire protection, and other neighborhood specific needs.

“Other community facilities” include day care facilities, community centers, emergency services facilities, health clinics, hospitals, and skill-building facilities for youth and the unemployed.

OTHER CRITERIA

While “project type” links the project criteria to the CEDS Goals and Strategies, there are other important factors in ranking individual projects. These factors are represented in the following criteria:

Investment relationship to regional economy and quality job creation: The projects receive addition points for the strength of their relationship to the economy of the Planning District, and the strategies to improve it, as described in the previous sections.

1. **Expected job creation-** the projects receive additional points if they are expected to result in quality jobs for regional residents, with points assigned as follows:

Points

- 5 Proposed investment directly supports high skill/high wage jobs.
- 3 Proposed investment results in an environment to support high skill/high wage jobs
- 3 Proposed investment supports skills upgrade/career advancement for in-demand jobs
- 2 Proposed investment results in entry-level jobs that are accessible to the long-term unemployed, youth, or others with barriers to employment (e.g., offender re-entry)
- 1 Proposed investment results in jobs with wages at or above the regional average

Additional two **(2) points** for projects that target specific occupations meeting the criteria of the New River-Mount Rogers Workforce Development Board ‘in demand occupations’ list.

2. **Relation to regional economic clusters:** Economic clusters reflect competitiveness of a regional economic sector versus national trends and job growth.

Points

- 8 Project Relates to High Job Growth, High Geographic Concentration Clusters
- 6 Project Relates to High Job Growth, Lower Geographic Concentration Clusters
- 4 Project Relates to Job Loss, High Geographic Concentration Clusters
- 4 Project relates to supply chain companies for existing regional clusters
- 2 Project relates to targeted industry sectors of regional economic development partners

3. **Regional Impact:** The impact of a project is in relation to the number of jurisdictions participating or impacted in reference to services and money invested.

Points

- 8 Region-wide or multi-region impact (i.e., affecting neighboring EDDs)
- 4 Four to Five Jurisdictions (Towns or Counties/Cities) Participating or Impacted
- 2 Two to Three Jurisdictions Participating or Impacted
- 1 One Jurisdiction Participating or Impacted

Investment relationship to EDA priorities and requirements: The projects receive additional points to the extent that they align with EDA policies regarding economic distress and national priorities, which may help the project qualify for EDA funding.

- 1. Per Capita Income: The projects receive additional points if the areas they affect have lower than average per capita income levels (average of all jurisdiction affected).**

Points

- 3 If less than or equal to 60% of State per capita income
- 2 If 61 - 74% of State per capita income
- 1 If 75 - 99% of State per capita income

- 2. Unemployment Rate: The projects receive additional points if the areas they affect have higher than average unemployment rates (average of all jurisdiction affected).**

Points

- 3 If 4% or more above State average
- 2 If 2-4% above State average
- 1 If 1-2% above State average

- 3. Relative Jurisdictional Stress: A composite index prepared by the Commission on Local Government to compare the relative strengths of the jurisdictions in the State.**

Points

- 2 High stress
- 1 Above average stress

- 4. Directly Correlates to EDA Investment Priorities (as described in EDA request for grant proposals)**

- A. Collaborative Regional Innovation
- B. Public/Private Partnerships
- C. National Strategic Priorities **1 point/priority**
- D. Global Competitiveness
- E. Environmentally-Sustainable Development
- F. Economically Distressed and Underserved Communities

Project support and feasibility: The project receives additional points if it demonstrates commitment by local partners and identifies financial or other resources that increase the likelihood of project success.

1. Relationship to Private Investments: Capital investments from private sources relate to the significance of the project.

Points

- 5 More than 50% Private Investment
- 3 25-49% Private Investment
- 2 Private Investment below 25%

2. Relationship to Previous Investment

Points

- 2 New Service or Facility; Expansion of Service from an Existing Service
- 1 Replacement of Existing Service or Facility

3. Readiness to Initiate Project

Points

- 5 Jurisdictional Commitment and Final Plans and Specifications-Application Filed
- 4 Jurisdictional Commitment Preliminary Plans and Specifications-Pre-application Filed
- 2 Jurisdictional Commitment, but no Plans and Specifications-Desired Project
- 1 No Jurisdictional Commitment, but Preliminary Plans and Specifications- Pre-application/Application

4. Utility/Infrastructure Availability (Maximum 6 points)

- A. Public Water
- B. Sanitary Sewer and Storm Water Treatment
- C. Electricity
- D. Telephone/Broadband
- E. Natural Gas
- F. All Season Road
- G. Rail Access

1 point/utility

5. Public Private Partnership

Points

- 5 Extensive commitment by multiple public and multiple private partners for project
- 2 Support from at least one public and at least one private stakeholder

Relationship to other regional initiatives and goals- Projects receive additional points if they demonstrate that they achieve the goals and strategies of other regional plans and priorities.

1. Relationship to “Green” Practices

Points

- 5 Project directly creates “green” jobs
- 4 Project implements “green practices” with certification
- 2 Project implements “green practices”
- 1 Project results in recycling or reuse

2. Relationship to Natural Resources

Points

- 5 Project sets aside land for conservation
- 3 Project compliments natural assets
- 2 Project is a detriment to natural resources

3. Relationship to international trade and investment

Points

- 3 Project supports development of international markets for products of regional businesses
- 2 Project supports efforts to attract investment by foreign owned firms to locate in the region

4. Relationship to arts, culture, history, regional heritage

Points

- 3 Project supports the development of arts/culture related business opportunities
- 2 Project supports the preservation/promotion of regional cultural heritage assets

In addition to the above criteria, all of the projects are reviewed for relationships to regional markets in order to maximize the return on taxpayer investment. Proposed projects are proactive trying to anticipate the economic changes in the region and continue to diversify the economy.

4.2 Evaluating Projects

Projects from the 2018 Project package as well as new project ideas are evaluated and ranked using the above criteria. Several criteria are based directly on current economic data, listed in the tables below.

Table 5: Per Capita Income and Population

Jurisdiction	2015 per capita income	As a percent of VA	2016 Population Estimate
Floyd County	\$23,885	69.9%	15,321
Giles County	\$25,241	73.9%	17,024
Montgomery County	\$25,368	74.3%	98,509
Pulaski County	\$25,556	74.8%	34,577
City of Radford	\$15,556	45.5%	17,228
New River Valley	\$24,337	71.3%	182,659
Virginia	\$34,152	100%	8,411,808

Source: 2011-2015 American Community Survey 5 Year Estimates, 2015 Population Estimates

Table 6: Unemployment Rate- 2016 average

Jurisdiction	Percent
Floyd County	4.0%
Giles County	5.3%
Montgomery County	4.0%
Pulaski County	5.8%
City of Radford	5.4%
New River Valley	4.6%
Virginia	4.0%

Source: Virginia Employment Commission, Local Area Unemployment Statistics

Table 7: Fiscal Stress Scores by Locality

Jurisdiction	Fiscal Stress
Floyd County	Below Average
Giles County	Above Average
Montgomery County	Above Average
Pulaski County	Above Average
City of Radford	High

Source: Virginia Commission on Local Governments, 2014

Chapter 5: PROJECT EVALUATION FOR 2018 – 2019

The 2018-19 Annual Project Package represented the priority projects for the region as of June 2018. The Project Package table on the following pages lists the projects as submitted by locality, and includes both ongoing projects identified in previous year's CEDS, as well as the new projects identified during this year's CEDS process. The table includes the estimated project costs and funding sources listed if they are known, as well as identifies a responsible agency to carry out the project.

The projects are ranked according to desirability on the scale described in Chapter 4, and project status is updated annually. Projects are evaluated based on the following descriptions.

Planning

Planning is the general term used to indicate ongoing development of a project. This may include:

- Holding project meetings
- Studies including feasibility studies
- Engineering and architectural reports
- Completion of required forms, permits, processes
- Any other activity indicating pursuit of the project

Funding

The formal funding request from Federal agencies is often a two step process which begins with a pre-application. If the project is viewed favorably, the sponsoring agency is invited to submit an application. A project is considered "Funded" following award notification when grant agreements are complete.

Completed

A construction project is considered completed when the construction is entirely finished. A program (non-construction) is considered completed when it is implemented.

New River Valley Annual Project Package 2018-19

Area	Description	Fed. \$	State \$	Local \$	Total Funding	Const. Date	Responsible Agency
NRV	Preparation of New Graded Building Site at NRV Commerce Park A site to accommodate a graded building pad of a building footprint of 20 to 75 acres.	\$990,000	\$885,000	\$125,000	\$2,000,000	2018	Virginia's First Regional Industrial Facilities Authority
NRV	Development of Broadband Infrastructure and Internet Availability Explore options for higher bandwidth to the end user (replicate/expand Citizens' FTTH rollout in Floyd County). Develop wifi availability in downtown areas. Assess feasibility of wireless towers to allow internet service to rural areas with no service. Tower placement studies and streamlining of the zoning process. Implement recommendations of studies in local jurisdictions (Blacksburg, Pulaski)				\$8,000,000	2020	Private Enterprises and NRV Localities, NRV Network Wireless Authority
NRV	Implement 'sector strategies' focus for workforce development programs to meet needs in target industry sectors Develop relationships between regional businesses and education, economic development, and related stakeholder organizations to provide services that ensure success of these industries in the region. Enhance intergrated 'career pathways' workforce curriculum to develop workforce skills that address needs of targeted industry sectors, especially manufacturing, IT, and healthcare.		\$200,000	\$50,000	\$250,000	2018	WDB, Education Providers
NRV	Coordinate NRV entrepreneur and small business development network Convene regional revolving loan fund operators, small business counseling services, and other entrepreneur promotion programs. Develop new collaborative projects. Build on existing efforts to coordinate these systems between Roanoke and New River Valleys (e.g., RAMP and Valleys Innovation Council)	\$500,000		\$500,000	\$1,000,000	2020	NRVRC, local economic development agencies, small business service providers
NRV	Promote and coordinate the development of a New River Valley passenger rail station Continue to research viability of extending Washington DC Amtrak service to a station in the NRV. Coordinate state and private stakeholders to pursue development of this service by 2020.				\$500,000	2020	NRV Localities, State Agencies, Public/Private Railroad Companies, NRVRC
	(continued next page)						

New River Valley Annual Project Package 2018-19

Area	Description	Fed. \$	State \$	Local \$	Total Funding	Const. Date	Responsible Agency
NRV	Coordinate Regional Destination Marketing Organizations (DMO) Explore options to increase coordination of regional DMOs and tourism promotion initiatives, and support local tourism marketing campaigns to promote New River Valley communities as a tourist destination, and increase visitor spending. Upgrade regional tourism website.			\$100,000	\$100,000	2019	NRV Localities, Tourism Offices
NRV	Support the burgeoning cluster of unmanned systems firms and related manufacturing capabilities in the region Develop commercialization of technologies related to automated vehicles, especially the research of the MAAP and other programs at Virginia Tech. Recruit supplier firms to the region to develop the manufacturing cluster represented by the local AUVSI chapter.				\$5,000,000	2018	Public universities, economic development organizations, business in target sectors
NRV	Develop shared CEDS goals and economic development initiatives with neighboring regions and EDDs Coordinate with neighboring regions to align CEDS and economic development projects in conjunction with state efforts to regionalize economic development incentive funding		\$50,000	\$50,000	\$100,000	2018	NRVRC, neighboring EDDs
NRV	Expand pilot education and job training programs for local K-12 students and youth, targeted to careers at growing NRV industries Develop work study, internship placement ,on-the-job training, and similar arrangements between businesses and education providers to help local students develop on-the-job skills for careers in local industries. Expand college scholarship programs for local K-12 students to attend community college (Giles ACCE program). Target scholarships to in-demand jobs.		\$300,000	\$400,000	\$600,000	2019	WDB, Education Providers, local economic developers
NRV	Coordinate environmental stewardship and asset-based development efforts related to the New River as an outdoor recreation amenity Continue regional coordination of New River Watershed and river clean-up events to preserve the condition of the New River. Support regional and local efforts to develop outdoor recreation tourism amenities related to the New River and other natural resources.						
NRV	Expansion of Roanoke Regional SBDC services in New River Valley build relationships and secure funding to provide resources necessary to provide NRV-based staff for Virginia SBDC network after closure of the Radford SBDC		\$80,000	\$80,000	\$160,000	2019	Local governments, Roanoke SBDC, NRVRC

New River Valley Annual Project Package 2018-19

Area	Description	Fed. \$	State \$	Local \$	Total Funding	Const. Date	Responsible Agency
NRV	Coordinate marketing and business support efforts for arts and cultural amenities in the New River Valley Promote and support the development of arts and cultural-related events and institutions through targeted incentives and support for arts-related development. Coordinate with Friends of Southwest Virginia and Crooked Road.		\$100,000	\$200,000	\$300,000	2020	Localities, civic groups, business groups
NRV	Implement marketing/branding recommendations of New River Valley agribusiness/agritourism strategic planning process	\$25,000		\$25,000	\$50,000	2018	New River Valley Development Corporation
Giles County	Giles Multi-tenant Business Facility Development of facilities at County industrial park properties.				\$2,000,000	2018	Giles County
NRV	Regional coordination of 'Main Street' efforts Regional staff to support local communities developing Main Street commercial corridors through marketing, redevelopment of blighted properties, and small business support services		\$50,000	\$50,000	\$100,000	2020	NRVRC, participating towns
Radford	City-owned industrial park land improvements Engineering and planning projects to acquire land in Radford industrial park, and upgrade for use by tenants.				\$6,000,000	2019	City of Radford
NRV	Expand financial resources available to small businesses Recapitalize or expand existing local and regional small business loan funds. Develop referral system for small business assistance providers to direct clients to banks, loan funds, etc. with capital available for small business development.			\$25,000	\$25,000	2020	NRVRC, NRV Development Corporation, local economic developers
NRV	Expand New River Water Trail Boat ramps, signage, marketing, and recreation features to extend Giles County's NRWT system to encompass a stretch of the New River from Pulaski Co. to West Virginia	\$1,200,000		\$1,200,000	\$2,400,000	2021	NRVRC, local governments
NRV	Extension of Rail to Commerce Park Rail siding extension from Norfolk Southern mainline about 3,500 feet to the Commerce Park boundary and 3,500 feet to a potential building site.	\$2,300,000	\$750,000	\$1,210,000	\$4,600,000	2018	Virginia's First, Industrial Facilities Authority
NRV	Connect university students to careers at New River Valley firms support student projects, internships, job fairs, and other efforts to connect skilled university graduates to careers at local firms		\$100,000	\$100,000	\$200,000	2020	Universities, NRMWRDB, local economic developers

New River Valley Annual Project Package 2018-19

Area	Description	Fed. \$	State \$	Local \$	Total Funding	Const. Date	Responsible Agency
NRV	Provide technical assistance services to supply chain firms of regional manufacturers Engage university experts and industrial consultants to provide product testing/prototyping, market analysis, process improvement, and other technical assistance services to support the competitiveness of suppliers to large regional manufacturers		\$50,000	\$50,000	\$100,000	2017	
NRV	Target Industry Business Development Program Develop educational program through the community college and university that support the development and/or recruitment of small businesses/industries in regional target sectors, including advanced manufacturing, IT/cybersecurity, life sciences, and food and beverage processing.	\$500,000		\$500,000	\$1,000,000	2017	Universities, NRCC, School Divisions
NRV	Regional housing study Assess regional housing market and develop local and regional strategies to address housing market needs		\$100,000	\$30,000	\$130,000	2020	NRVRC, Virginia Center for Housing Research
NRV	Develop regional 'small scale manufacturing' capability Creation of a regional maker space and coordination of regional fabricators to support prototyping and small-run manufacturing for entrepreneurs				\$1,000,000	2020	
NRV	Develop 'data dashboard' of regional economic and community health indicators Compile data from Federal and local sources to track the performance of the regional economy on selected CEDS and Livability Initiative goals. Develop user-friendly online platform to make the information easily accessible.				\$100,000	2017	NRVRC, state agencies, economic and workforce development organizations
Floyd County	Phase II Development of Floyd Regional Commerce Center Develop Preliminary Engineering Report, access improvement and building pads on Lots 1 and 2 (51 acres).	\$2,500,000	\$1,500,000	\$500,000	\$4,500,000	2017	Floyd County, Floyd County EDA
Montgomery County	Development of Route 177 Corporate Park - Status: Conceptual	\$15 M	\$4 M	\$1M	\$20M	TBD	Montgomery County EDA
NRV	Regional Food Aggregating/Processing Center Value-added processing center for local produce and potentially local milk. The facility would serve as aggregator for larger buyers, as well as provide co-packing facilities and a commercial kitchen. Current or proposed projects in Floyd County and Montgomery County (Prices Fork)	\$1,000,000	\$500,000	\$500,000	\$200,000	2018	Floyd County, Sustain Floyd, Montgomery County, NRVRC
Montgomery County	Rt. 114 Widening From Christiansburg Town limits to Radford Army Ammunition Plant	\$50M	\$12.6M		\$63M	2018	VDOT

New River Valley Annual Project Package 2018-19

Area	Description	Fed. \$	State \$	Local \$	Total Funding	Const. Date	Responsible Agency
NRV	Increase modern building stock through retrofits and new construction Modernize existing building stock through new construction or through retrofits to meet the needs of 21st century businesses. Focus on providing a range of options to accommodate small firms that are outgrowing the region's incubator spaces					2018	NRV Economic Development Alliance, local ED authorities
NRV	Creation of Utility Standards Create utility standards for service providers to follow while coordinating digging between localities and service providers to install conduits or other uses						
NRV	Connectivity of Trails, Regional Trail System Interconnect various local, state and federal trails to create a continuous network in southwest Virginia.	\$400,000		\$400,000	\$800,000	2020	Trail Operators
Montgomery County	Route 8 Widening Project Widening Route 8 from the Montgomery and Floyd County line to the Town of Christiansburg.	\$60,000,000	\$15M		\$75,000,000	TBD	VDOT
NRV	Interstate-81 Interchange Improvements Exits 89, 94, 98, 105, and 114.				TBD	2014-2020	VDOT
NRV	Route 100 Widening between Pulaski County and Giles County				TBD	2014-2020	VDOT
Pulaski Town	Town of Pulaski Business Park Expansion The acquisition and site preparation of greenspace for industrial growth.	\$1,000,000		\$1,000,000	\$2,000,000	2015	EDA, Town of Pulaski
NRV	Support Public Private Partnerships for Agriculture Infrastructure Needs					2018	
Pulaski County	Shell Building-Industrial Park Construction of a shell building at the New River Valley Commerce Park	\$750,000	\$750,000		\$1,500,000	2018	Pulaski County
Rich Creek	Rich Creek Downtown Enhancement Project Ensure the stability and success of downtown Rich Creek.		\$1M	\$250,000	\$1,250,000	2014	Rich Creek Town
NRV	Regional Conference/Civic Center Determine feasibility and appropriate site, engineering and architectural plans for regional conference center.	\$500,000		\$500,000	\$1,000,000	2019	Virginia's First and Partners
NRV	Create Regional Revolving Loan Fund for Energy Audits and Retrofits Fund for New River Valley businesses and residents.						NRVRC
NRV	Identify necessary improvements to regional tourism/visitor infrastructure Address gaps in hotels/lodging, event space, retail amenities in certain areas			\$100,000	\$100,000	2019	
NRV	Support Carpooling Efforts/Initiatives throughout the New River Valley Support the expansion and marketing of Ride Solutions while exploring potential for carpooling app						

New River Valley Annual Project Package 2018-19

Area	Description	Fed. \$	State \$	Local \$	Total Funding	Const. Date	Responsible Agency
NRV	Create a Network of Growers and Producers in the Region Link New River Valley farmers markets to increase profitability.						VA's First/US Army
NRV	Support for local craft brewery and winery business growth Marketing and business development support for growing brewery/winery businesses		\$50,000	\$50,000	\$100,000	2020	NRV economic developers
NRV	Centralize Marketing of Energy Efficiency Options Create a "one stop shop" where people can evaluate typical "payback" on upgrades, find a qualified energy auditor/retrofitter, navigate various financing options.						NRVRC, Localities
NRV	Smart Beginnings Coordinate regional stakeholders to improve and expand early childhood education and related services in the NRV		\$50,000	\$50,000	\$100,000	2019	NRVRC, local schools, service providers
Blacksburg	Huckleberry Trail Extension Assist in the construction of the Huckleberry Trail extension from Prices Fork to Glade Road. Grading, site amenities, and surfacing are needed.			\$100,000	\$100,000	2018	Town of Blacksburg
NRV	Develop Region-Wide Bike Paths, Walking Used as both a tourism asset and an alternative/green method of transportation.	\$5,000,000		\$5,000,000	\$10,000,000	2018	
NRV	Access to Capital Host workshops to educate businesses on capital access opportunities in the region						NRVRC
Montgomery County	Expansion of Falling Branch Industrial Park Phase II - Status - Concept Drawings. Land has been purchased and is ready for grading. Water, sewer, roads, and grading improvements	\$3,000,000	\$1,200,000	\$2,500,000	\$6,700,000	2019	Montgomery County EDA
NRV	Network of Manufacturing Companies Corporate roundtable headed by NRV Economic Development Alliance.	\$500,000	\$250,000	\$250,000	\$1,000,000	2018	WIB, Local Businesses
NRV	Tap into Additional Networks and Professional Organizations Research and encourage "continuing ed" requirements or periodic recertification so that the workforce can build their skill sets around emerging economic sectors.					2018	
Floyd County	Blue Ridge Center for Chinese Medicine Expand the Appalachian Medicinal Herb program to include more farmers and move toward scalable processing and sales of medicinal herbs.	\$1,000,000	\$1,000,000	\$250,000	\$2,250,000	2016	Blue Ridge Center for Chinese Medicine
	(continued next page)						

New River Valley Annual Project Package 2018-19

Area	Description	Fed. \$	State \$	Local \$	Total Funding	Const. Date	Responsible Agency
Floyd County	Value-Chain Enhancement Program This program would provide assessment and assistance for agricultural and forestry businesses in Floyd County from production to processing, marketing and sales, including the possible collaborative marketing opportunities including branding, agri-tourism, and shared e-commerce. The program, if funded, will also assess additional processing equipment/facility needs locally and options for meeting those needs.		\$75,000	\$10,000	\$85,000	2017	Floyd County, Floyd Town, and HOME
Floyd County	Developing Lots 4 and 8 at the Floyd Regional Commerce Center Engineering and site work to get these sites "shovel ready" for business.	\$200,000	\$400,000	\$100,000	\$700,000	2016	Floyd County, Economic Development Authority of Floyd County
Floyd County	Constructing a Shell Building on Lot 4 We have a lack of building space available in Floyd and are preparing for construction of a building in the Floyd Regional Commerce Center. The building will be designed to be able to serve more than one tenant.	\$1,000,000	\$1,000,000	\$1,000,000	\$3,000,000	2017	Floyd County and Economic Development Authority of Floyd County
NRV	Implement K-12 Curriculum on Organic Food Production				\$50,000	2018	Southwest Virginia Cultural Heritage Foundation
Christiansburg	Truman Wilson Land Park Development Does not include Connector Route				\$29,000,000	2018-2028?	Christiansburg
NRV	Promote Civil War Historical Sites To promote civil war historical sites throughout the NRV.					2018	
NRV	Conduct Farming Visioning with Agriculture Stakeholders, Farm Bureau and Extension						CTE Directors, Community College Workforce Departments
Floyd County	Marketing Floyd County Regional Commerce Center As a locality that already has advanced telecommunications infrastructure, access to higher education opportunities, available and affordable workforce, and available industrial space, Floyd County is seeking funding to create a model of promotion for Southwest Virginia.			\$50,000	\$50,000	2017	Floyd County

New River Valley Annual Project Package 2018-19

Area	Description	Fed. \$	State \$	Local \$	Total Funding	Const. Date	Responsible Agency
Giles County	Public Transportation Connections to Blacksburg, Virginia Tech, and other major employment centers. Specific projects in local transit plans and 2016 Regional Transit Study.	\$1,600,000		\$400,000	\$2,000,000	2018	Giles County
Floyd County	Route 8 Improvements Road Improvements on Route 8 between I-81 and Floyd Town		\$1,500,000		\$1,500,000	2018	VDOT
Montgomery County	Shawsville Area Route 11/460 access management improvements Implement recommendations of 2012 corridor study					2020	VDOT, Montgomery County
Christiansburg	Interchange ramp at Route 460 Bypass and N. Franklin Street Connection of east bound 460 Bypass to west bound Business 460		\$2,081,907	\$42,488	\$2,124,395	2017-2022	VDOT, Christiansburg
Christiansburg	I-81/Route 8 (Exit 114) Interchange Reconstruction Not in draft SYIP	\$61,147,001			\$61,147,001	2023	VDOT, Christiansburg
Narrows	Upgrades and improvements at Mill Creek Nature Park - improve access, upgrades to parking area, restroom facility (water/sewer)					2020	Town of Narrows
NRV	Incorporate "Green" Training into Secondary and Post-secondary Vocational Construction Programs Change current curriculum in Construction Trades to include "retro fitting" remodeling for energy efficiency in homes.				\$500,000	2018	
NRV	Develop and Implement a Program to Support Small Family Farms Using "Cultivating Success" Farm Mentoring Project as a model. This will also include a revolving loan fund for farm start-ups and networking between local farmers and buyers.					2018	
Pulaski Town	Brownfields Redevelopment Redevelopment of existing industry and housing.	\$500,000	\$500,000		\$1,000,000	2018	Pulaski Town and EPA
Pulaski Town	Downtown/Main Street Renewal projects					2018	Town of Pulaski
Pulaski Town	Broadband expansion in downtown area					2018	Town of Pulaski
Floyd County	Floyd County Technical Skills Center For youth and adults, this workforce center would include a Mechatronics Program and other certificate programs for high school students and adults. Mechatronics includes mechanics, electronics, and computer and control engineering.	\$1,000,000	\$1,000,000	\$200,000	\$2,200,000	2017	Floyd County Public Schools and Floyd County

New River Valley Annual Project Package 2018-19

Area	Description	Fed. \$	State \$	Local \$	Total Funding	Const. Date	Responsible Agency
Floyd County	Floyd County EDA Revolving Loan Fund Expand revolving loan pool as all funds currently loaned out due to high demand.	\$100,000	\$100,000		\$200,000	2016	Economic Development Authority of Floyd County
Montgomery County	Construction of 100,000 sq. ft. Shell Building on Falling Branch Lot 2 Status - Site plans are complete for building.	\$2,000,000	\$1,000,000	\$1,000,000	\$4,000,000	2018	Montgomery County EDA
Montgomery County	Construction of a 20,000 sq. ft. Shell Building on Falling Branch Lot 7 - Status Conceptual	\$1,000,000	\$1,000,000	\$500,000	\$2,500,000	2018	Montgomery County EDA
Giles County	Hoges Chapel Water Tank Replacement Project Replacement of 40 year old water tank and 23,000 feet of 10 inch water line		\$2,600,000		\$2,600,000	2014	Giles County
Glen Lyn	Glen Lyn Regional Wastewater Facility To combine wastewater from Rich Creek and Glen Lyn into a single operation. The Towns will undertake the project.				\$3,000,000	2014	Glen Lyn
Christiansburg	Farmers' Market Structures New permanent structures				\$250,000	2017	Christiansburg
Pearisburg	Pearisburg Farmers Market – Development of a permanent structure to house the new Farmers Market. This is to include restrooms, kitchen facility, and entertainment venue.	\$160,000		\$40,000	\$200,000	2017	Town of Pearisburg
Narrows	Upgrades/improvements to Narrows Town Park - installation of water splash park on old tennis court area				\$105,000	2018-20	Town of Narrows
Narrows	Architectural study to move library; consider housing at community center building				\$15,000	2018-20	Town of Narrows
Narrows	Architectural study for upgrade/replacement of Narrows Volunteer Fire Department equipment building				\$15,000	2018-20	Town of Narrows
NRV	Implement the National Energy Education Development (NEED) Program in Regional K-12 Schools				\$100,000	2018	
Pulaski Town	Housing Rehabilitation and Blight Remediation - address housing concerns for low to moderate income residents as well as remove slum & blight issues in residential neighborhoods		\$1,000,000	\$250,000	\$1,250,000	2020	Town of Pulaski
Pulaski County	New River Trail Extension				\$5,000,000		VDOT, Pulaski County
Pulaski Town	Implement Gatewood Park Master Plan					2018	Town of Pulaski

New River Valley Annual Project Package 2018-19

Area	Description	Fed. \$	State \$	Local \$	Total Funding	Const. Date	Responsible Agency
Floyd County	Floyd County Innovation Program Business development plan competition		\$60,000	\$10,000	\$70,000	2016	Economic Development Authority of Floyd County
Giles County	Eggleston Boat Ramp/River Access (Continued Development of New River Water Trail)	\$130,000	\$40,000	\$30,000	\$200,000	2016-17	Giles County
Giles County	Sand Bar Boat Ramp/River Access (Continued development of New River Water Trail)	\$130,000	\$40,000	\$30,000	\$200,000	2016-17	Giles County
Giles County	Shumate Falls Boat Ramp/River Access (Continued development of New River Water Trail)	\$130,000	\$40,000	\$30,000	\$200,000	2016-17	Giles County
Giles County	Stateline Boat Ramp/River Access (Continued development of New River Water Trail)	\$130,000	\$40,000	\$30,000	\$2,000,000	2016-17	Giles County
Pulaski County	Exit 101 Interchange Improvements and Connector Route 11 Provide interstate access to the proposed Veteran's Cemetery and Route 11 with an urban 3 lane typical on 4 lane right of way.	\$2M	\$1M		\$16.5M	2020	Virginia's First/Army
Narrows	Downtown improvements for tourism Façade and infrastructure improvements to encourage visitors and business development		\$400,000	\$400,000	800,000	2018	Town of Narrows
Pearisburg	Pearisburg Wastewater Treatment Plant UVA Project – Replace chlorine gas disinfection with UVA disinfection to eliminate safety concern with current treatment method.			\$150,000	\$150,000	2018	Town of Pearisburg
Pearisburg	Old Town Shop Property Redevelopment – Adaptive reuse of former public works building and property.					2018	Town of Pearisburg
Pembroke	Downtown improvements for tourism Façade and infrastructure improvements to encourage visitors and business development		\$400,000	\$400,000	800,000	2018	Pembroke, Giles County, NRVRC
Floyd County	Science Technology Engineering and Math (STEM) Program for 8th-12th graders				\$300,000	2014	Floyd County Public Schools
Floyd County/Floyd Town	Affordable Housing Implementation Construction and rehabilitation of affordable housing within Floyd County and Town.	\$340,000			\$340,000	2014-15	Floyd County/Town
NRV	Support "Communities in Schools" Program Connect community resources with schools to help students achieve success.						
NRV	Creation of a Fund to Remove Derelict Structures Tax advantages to remove structures alongside an education program on "how to"						

New River Valley Annual Project Package 2018-19

Area	Description	Fed. \$	State \$	Local \$	Total Funding	Const. Date	Responsible Agency
NRV	Support Co-Working Spaces for Businesses Utilization of underused facilities						Leadership Organizations
Pulaski County	Pulaski County Dispatch/Communications To upgrade Pulaski County's dispatch/communications system.				\$1,600,000	2014	Pulaski County
Christiansburg	Phase III of the Downtown Enhancement Project N. Franklin Street – new sidewalks, planting, paving.		\$1,280,000	\$320,000	\$1,600,000	2017	Town of Christiansburg
Christiansburg	Christiansburg Institute Cultural Experience, Cultural Learning Curriculum, Oral History, and Site preservation.	\$1,500,000		\$1,500,000	\$3,000,000	2014	Christiansburg Institute
Dublin	Dublin Fire Department Expansion To add two bays.	\$750,000			\$750,000	2014	Dublin Town/Pulaski County
Pulaski County	New Facility, Sheriff's Department				\$900,000	2014	Pulaski County - Sheriff
Pulaski County	Snowville Fire Department Fire Station replacement	\$1,680,000		\$420,000	\$2,100,000	2014	Pulaski County
Montgomery County	Trail Around Falling Branch Corporate Park Phase I - Status Conceptual To develop a walking trail around Falling Branch Corporate Park.	\$200,000		\$200,000	\$400,000	2019	Montgomery County EDA
Radford	High Meadows Development (Radford) Improve the water system to include line work and a water tank.			\$806,000	\$806,000	2020	City of Radford
Floyd Town	Floyd Town Trails Program (final phase) New and upgraded sidewalks within the town.	\$240,000		\$60,000	\$300,000	2014	Floyd Town
Narrows	Replace Existing Water Lines Age and condition necessitates almost constant work to discover and repair leaks				\$2,300,000		Town of Narrows
Pulaski Town	Intensifying Blight Elimination Program The Town was awarded an EPA Brownfields Grant application in 2010.	\$200,000			\$200,000	2014	Town of Pulaski, EPA
Pulaski Town	Rt. 99 Water/Sewer Extension Extend water and sewer lines to Exit 94, to encourage commercial development.	\$1,500,000			\$1,500,000	2014	Town of Pulaski, Pulaski County
Radford	Radford Village Water Line Replacement 3,225 linear feet of 6" main water line would be replaced with an 8" service throughout the Radford Village residential area improving service reliability and water flow to forty homes.				\$117,500	2021	City of Radford

New River Valley Annual Project Package 2018-19

Area	Description	Fed. \$	State \$	Local \$	Total Funding	Const. Date	Responsible Agency
Radford	Wildwood Park Entrance Improve the Park entrance with parking facilities, a kiosk, pergola, new gate, and interpretive exhibits.	\$100,000		\$50,000	\$150,000	2022	City of Radford
Floyd County	Trails for Floyd (pedestrian, biking, and hiking) Extension of trail corridors from the town to the county as outlined in the comprehensive plan.	\$2,500,000		\$2,500,000	\$5,000,000	2014	Floyd County, Economic Development Authority of Floyd County, Floyd County Tourism
Christiansburg	Phase IID, Huckleberry Trail Extension Extension of the existing Huckleberry Trail from the present terminus to Christiansburg High School		\$320,000	\$80,000	\$400,000	2017	Montgomery County and Town of Christiansburg
Floyd County	Monitoring and Geo-engineering Studies Groundwater Resources in Floyd County Add groundwater and surface monitoring to help identify groundwater resources and calculate carrying capacity. Recharge areas and other important water resource areas would be mapped.	\$200,000	\$50,000		\$250,000	2019	Floyd County
Narrows	Replace existing collection system piping and upgrade wastewater plan			\$2,500,000	\$2,500,000		Narrows, Giles County, NRVRC
Pulaski Town	Public Safety Facility A modern centralized facility located out of the flood plain and away from rail tracks.	\$5,000,000			\$5,000,000	2015	Town of Pulaski
Floyd County	Stream Gauge and Rain Gauges for Hazard Mitigation Floyd County's Little River Watershed experienced a significant flash flood in 2015 with more than 25 houses destroyed or significantly damaged. There are no stream gauges in this area and no real-time rain gauges. These are needed to protect lives during flash flooding.	\$100,000		\$10,000	\$110,000	2017	Floyd County
Giles County	Eggleston Water Extension Phase 2 (Giles Co) Extend water service to 160 residencies.	\$1,400,000			\$1,400,000	2014	Giles County IDA
Giles County	Route 635 Water Extension (Giles Co) Provide public water to approximately 150 residents in the Big Stoney Community of Giles County.	\$2,000,000	\$1,000,000		\$3,000,000	2014	Giles County
Glen Lyn	Glen Lyn Park Modern bathhouse, wastewater hook ups, information center, and open-air theater. Water and sewer to each campsite at the park. Also a new location for a boat ramp and sidewalk connecting the Park to the Municipal Building.				\$800,000	2015	Glen Lyn

New River Valley Annual Project Package 2018-19

Area	Description	Fed. \$	State \$	Local \$	Total Funding	Const. Date	Responsible Agency
Pulaski County	Skyview Subdivision/Fairgrounds Area Sewer (Pulaski Co) Provide sewer to NRV Fairgrounds & 148 residences.	\$500,000			\$500,000	2014	Pulaski County
Pulaski County	Newbern Area Enhancements Creation of Wilderness Road Exhibit and other area enhancements.		\$53,387	\$21,613	\$75,000	2014	Pulaski County
Radford	University Drive Bridge Improvements and repairs needed to the 25 year old University Drive Bridge which includes deck repairs, waterproofing, painting, fencing, and sidewalk repairs and corrosion maintenance.				\$531,000	2019	City of Radford
Christiansburg	Quin W. Stuart Blvd. Traffic Signal Revenue Sharing Project with \$200,000 Private Funds		\$411,000	\$211,000	\$811,000	2017	VDOT, Christiansburg
Christiansburg	Falling Branch Road Intersection/Traffic Signal Revenue Sharing Project with \$150,000 Private Funds		\$413,000	\$263,000	\$826,000	2017	VDOT, Christiansburg
Christiansburg	N. Franklin Street - Cambria Street Intersection and N. Franklin Street Corridor Highway Project Being included in the Six-Year Improvement Program		\$8,319,743	\$169,791	\$8,489,534	2017-2022	VDOT, Christiansburg
Christiansburg	N. Franklin St. - Peppers Ferry Road Connector Route Phase I Not in draft SYIP		\$9,803,920	\$200,080	\$10,004,000	2023	VDOT, Christiansburg
Christiansburg	N. Franklin St. - Peppers Ferry Road Connector Route Phase II Not in draft SYIP		\$9,153,200	\$186,800	\$9,340,000	2025	VDOT, Christiansburg
Floyd County	Floyd County Health and Human Services Complex One-stop-shop in Floyd that would enable citizens to access needed services				\$2,000,000	2015	Floyd County
Floyd County	Engineering Studies on Extending Water and Sewer to areas of Floyd Co. Determine priority areas for extension of public water and sewer, and begin extending system. Need to protect recharge and well-head areas.	\$1,200,000	\$200,000	\$100,000	\$1,500,000	2017	Floyd County
Floyd County	Improving Access to the Floyd Regional Commerce Center from Route 8 Remove sharp turns to improve truck access.	\$400,000	\$400,000		\$800,000	2017	Floyd County, Economic Development Authority of Floyd County, VDOT
NRV	Youth Planning Council Involve youth in discussing community development issues across the region.	\$10,000		\$10,000	\$20,000	2014	

New River Valley Annual Project Package 2018-19

Area	Description	Fed. \$	State \$	Local \$	Total Funding	Const. Date	Responsible Agency
Pearisburg	Community Center Renovation of Old School for Community Center Including New Electrical, Mechanical and Plumbing	\$2,000,000				2020	Town of Narrows
Pulaski County	Indoor Recreation - Wellness Center Indoor Recreation-Wellness Center for the citizens of Pulaski County			\$7,000,000	\$7,000,000	2014	Pulaski County-Recreation
Floyd County	Trail Around Floyd Commerce Center To develop a walking trail around the new Commerce Center in Floyd.	\$200,000		\$200,000	\$400,000	2014	Floyd County
Christiansburg	Public Works Complex Moving current complex out of the floodplain	\$10,000,000			\$10,000,000	2020	Christiansburg
Floyd County	Phlegar House Restoration This is probably the oldest standing home in Floyd County, but it is in great disrepair and needs work soon if it is to be saved. It could be the trail head for trails in the Floyd Regional Commerce Center Greenway	\$400,000		\$100,000	\$500,000	2019	Floyd County Historical Preservation Trust and Floyd County EDA
Christiansburg	Upgrade of Waste Water Plant Upgrade waste water plant to accommodate 8 million gallons per day			\$10,000,000	\$10,000,000	2017	Christiansburg
Christiansburg	Emergency Services Station New Roanoke Street substation			\$4,000,000	\$4,000,000	2020	Christiansburg
Giles County	Clendennin Water Extension (Giles Co) Provide public water to approximately 50 residents in the Clendennin community of Giles County.	\$2,000,000			\$2,000,000	2014	Giles County
Montgomery County	Route 177 Water and Sewer Improvements - Planning Phase	\$4,800,000	\$1,200,000		\$6,000,000	2014	PSA
Radford	Amphitheater Planning, design & construction, 200 seats & stage			\$1,500,000	\$1,500,000	2018	City of Radford
Giles County	Ingram Village Sewer (Giles Co) Put in sewer lines.	\$750,000		\$1,250,000	\$2,000,000	2015	Giles County
Radford	Third Avenue Parking Lot The public parking lot located adjacent to Grove Avenue and Third Avenue would be improved to include a stormwater system, paving, landscaping, traditional light poles and hanging baskets. This project is needed to improve the lot's aesthetic appeal.				\$250,000	2014	City of Radford
Pulaski Town	Bicycle Lane and Trail Improvements Improving bike accessibility for critical pathways throughout the Town.		\$750,000	\$250,000	\$1,000,000	2015	Town of Pulaski
Floyd County/Town	Floyd Public Transit Study viability of public transit in county/town		\$20,000	\$5,000	\$25,000	2014	Floyd Town

Chapter 6: IMPLEMENTATION AND RESILIENCY

Projects with the highest rankings will have the highest impacts on the economic resiliency of the New River Valley. Highlights from the top projects include new business attraction, broadband infrastructure, workforce development, renewable energy options, access to capital for small businesses, and tourism and marketing. As these and other projects come to fruition, sustainable jobs will be created within a growing New River Valley.

The effects of offshoring have been felt strongly within the New River Valley over the past three decades, but new sectors are growing and becoming stronger. The Comprehensive Economic Development Strategy for the New River Valley is intended to serve as a guide for future economic development. Evaluating the effectiveness of the CEDS on the economy can be summed up using key indicators identified in the New River Valley Livability Initiative, and by the CEDS Committee in the 2015 and 2016 meeting cycles.

- Employment by sector
- Average wage by sector
- Per capita income
- Unemployment rate
- New business starts
- # and value of small business loans
- Net job growth/growth among new businesses
- Adult literacy rate
- High-school graduates pursuing advanced training
- Graduation rates (high-school, associates, bachelor, and graduate degree)
- Technical school graduates employed in field
- Tourism expenditures
- Capital inflows/outflows especially capital to small business

The CEDS can communicate the values of a region. As mentioned previously, values within the New River Valley include:

1. Enhancing Living and Working Environments
2. Preserving Rural Heritage and Community Character
3. Making the Business Environment Productive and Resilient
4. Building Healthy Communities

As these values are cultivated with guidance from the CEDS, the regional economy can continue to grow. Recent successes in bringing in new companies, both domestic and international, have helped to continue building prosperity. Work needs to be done to cultivate and grow businesses using entrepreneurs who already reside within the region. Identifying leaders to carry out the vision is an important part in this process. Moving forward, the New River Valley aims to grow the economic sectors that are already strong, turn emerging sectors into economic engines, and strengthen sectors that have been staples within the region for decades. This will lead to a healthy and resilient economy, built to last and increase the prosperity for everyone that calls the New River Valley home.

Economic resilience in the NRV

The SWOT analysis, goals and strategies, and project package sections of the CEDS document discuss many of the issues that affect economic resilience in the New River Valley, and the programs and strategies that seek to address these issues. In 2018, the CEDS committee met to discuss major trends that affect economic resilience, and the strategies that NRV communities can undertake to address these issues. In addition to the issues discussed in the region's SWOT analysis (page 15), the group identified the following issues as some of the most pressing concerns for economic resilience:

- Concentration of employment at a limited number of large firms, including manufacturing (Volvo, arsenal), and education (VT, Radford University)
- Limited pipeline of available properties for scale-up of growing businesses- once firms outgrow offices at Corporate Research Center, they have few options for space to grow
- The region has shortages of appropriate housing, childcare, and similar services that may affect the ability of the region to attract high-skill workers to the region, or support local residents needs
- Regional firms cannot compete with big metro areas on wages for certain high-skill occupations, even after accounting for lower cost of living
- Recent trends toward limiting international trade and migration may be a threat for manufacturers (many international firms/markets) and universities (international students and building relationships with foreign firms)
- Continuing trends for online retail and services eating into market of local businesses- need to identify businesses that cannot move online

In addition to the strategies and projects that address economic resilience in the goals and strategies and project package sections, the CEDS committee noted the following programs that work to address economic resilience:

- Workforce ‘business solution units’ and local economic development business retention and expansion programs to make sure existing businesses are healthy and growing (examples of Crenshaw Lighting, ThermaSteel)
- ‘Economic gardening’ and related entrepreneurship support programs (Floyd, Pulaski, VTKW, etc.) that work to identify and grow local businesses to become successful, as opposed to recruiting them from outside the community
- ‘Work-ready community’ designation process to certify regional workforce competence for prospective employers
- Recent expansions of industrial parks to accommodate different sizes/types of industrial and commercial property
- Promising trend of major international firms locating ‘satellite’ offices at CRC which may lead to decisions to invest in larger production facilities in the region (Mahindra, others)
- Attracting supplier networks and support firms that are needed by major manufacturing firms to locate in the region

Finally, the CEDS committee recommended several metrics to track that can help the region to assess the success of efforts to improve economic resilience and strengthen the region’s economy. In addition to the metrics that the CEDS committee has recommended in previous years (2016-17), the committee suggested adding the following metrics:

- Diversity and concentration of businesses by number of employees (need to increase share of mid-size firms/expansions)
- Condition, affordability and variety of housing options (retirement, rental vs. owner, ‘workforce’ housing options)
- Wage differentials (region vs. national) for in-demand occupations
- Diversity of industry mix (measure of concentration of employment at largest firms, such as universities and large manufacturers)

Appendix I
Minutes of the Comprehensive Economic Development Strategy Committee and
Minutes of the New River Valley Planning District Commission

New River Valley Comprehensive Economic Development Strategy Committee Meeting

May 4, 2018- 9:00 am

Agenda

1. Introductions
2. CEDS overview and 2017 CEDS project activity (current CEDS at: <http://nrvc.org/wp-content/uploads/2017/07/CEDS2017Report.pdf>).
3. Updates on recent developments

GO Virginia ‘Growth and Diversification Plan’:
<http://www.dhcd.virginia.gov/images/GoVA/Region%20%20G&D%20Plan.pdf>

Onward NRV strategic planning and branding:
<https://www.newrivervalleyva.org/news/nrv-targeted-industry-brochures/>
4. Discuss CEDS ‘economic resilience’ requirement and incorporating into NRV CEDS

Guidance from EDA and current NRV CEDS language attached

Hazard mitigation plan update summary attached
5. Discuss NRVRC data dashboard updates for this year (list of previous requested items on page 2.

Dashboard located at this link: <http://nrvdata.org/>)

(from CEDS committee meeting notes, 3-18-16)

The dashboard will be hosted on the NRVRC website to provide a central location for the regional statistical data compiled in the 'New River Valley Regional Data Book' publication (prior version at: <http://nrvc.org/publications/>), and a variety of topic-specific regional 'data dashboards' that highlight a collection of indicators of regional community and economic health. This includes data tracking for issues of importance in the NRV Livability planning initiative (<http://www.nrvlivability.org/>), and an economic development dashboard that tracks data trends related to the NRV CEDS goals and strategies. Examples of similar data dashboard projects in Virginia in Region 2000 (<http://www.region2000dashboard.org/>) and Southside (<http://www.sovaeconomy.com/>).

The CEDS committee discussed important economic trend data and indicators of progress on CEDS strategies to include:

- Economic data regarding regionally important industry sectors, such as amount/proportion of 'exports' from the region (i.e., which sectors are bringing new money into the region by selling products elsewhere)
- Workforce data on top occupations by # of jobs, growth, wages, etc.
- Firm opening and closings, firms by number of employees
- Amount, sources, and recipients of investment capital for business creation/venture development
- Location, speed, price and competition options for broadband/fiber service around the region
- Business creation/destruction, and stability of jobs by sector (some information at www.youreconomy.org).
- Information about entry-level jobs in target sectors, to allow low-skill or long-term unemployed residents to begin careers in the local economy
- Information about international trade or foreign direct investment in the region

Notes from CEDS committee meeting

Present- Jim Flowers, Ernie Maddy, Susan Kidd, Mike Miller, Marty Holliday, Gary Reedy, Tommy Loflin, Patrick O'Brien

Updates on current CEDS projects/ED activities:

- GO Virginia application for site preparation at Virginia's First/Commerce Park
- Ongoing discussions to add regional coordination of tourism/destination marketing organizations
- GO Virginia application to provide support for New River Valley staff at Roanoke Regional Small Business Development Center pending- new director hired (Keith Hartman)
- GO Virginia and Department of Labor grants for workforce programs supporting upskilling workers and providing information on in-demand careers to youth
- Workforce board developing industry-specific career fairs and promoting K-12 apprenticeship/internship programs
- Citizens fiber buildout in Floyd through Alternative Connect America grant
- NRV passenger rail advocacy continuing, and current study to identify details of station operation (costs, ownership models, etc.)
- Ongoing activities in unmanned systems (drone cage, Aeroprobe spin-off, regional trade organization)
- Valleys Innovation Council has new leadership (Meredith Hunley) to advance Roanoke/Blacksburg Innovation Council 'blueprint' <https://rbtc.tech/about/innovation-network/>
- Rebranding and strategic focus for Onward NRV

Discussion of economic resilience

The group discussed factors affecting economic resilience in the NRV, including:

Major issues/threats

- Concentration of employment at a limited number of large firms, including manufacturing (Volvo, arsenal), and education (VT, Radford University)
- Limited pipeline of available properties for scale-up of growing businesses- once firms outgrow offices at Corporate Research Center, they have few options for space to grow
- The region has shortages of appropriate housing, childcare, and similar services that may affect the ability of the region to attract high-skill workers to the region, or support local residents needs
- Regional firms cannot compete with big metro areas on wages for certain high-skill occupations, even after accounting for lower cost of living
- Recent trends toward limiting international trade and migration may be a threat for manufacturers (many international firms/markets) and universities (international students and building relationships with foreign firms)
- Continuing trends for online retail and services eating into market of local businesses

Programs/trends that address economic resilience in the region

- Workforce 'business solution units' and local ED business retention and expansion programs to make sure existing businesses are healthy and growing (examples of Crenshaw Lighting, ThermaSteel)

- ‘Economic gardening’ and related entrepreneurship support programs (Floyd, Pulaski, VTKW, etc.)
- ‘Work-ready community’ designation process to certify regional workforce competence for prospective employers
- Recent expansions of industrial parks to accommodate different sizes/types of industrial and commercial property
- Promising trend of major international firms locating ‘satellite’ offices at CRC which may lead to decisions to invest in larger production facilities in the region (Mahindra, others)
- Attracting supplier networks and support firms that are needed by major manufacturing firms to locate in the region

Information to track in support of economic resilience/diversity:

- Diversity and concentration of businesses by number of employees (need to increase share of mid-size firms/expansions)
- Condition, affordability and variety of housing options (retirement, rental vs. owner, ‘workforce’ housing options)
- Wage differentials (region vs. national) for in-demand occupations
- Diversity of industry mix (measure of concentration of employment at largest firms, such as universities and large manufacturers)

New River Valley Comprehensive Economic Development Strategy Committee Meeting

June 21, 2018- 9:00 am

Agenda

6. Introductions

7. Review CEDS project list and discuss new projects (focus is on regional projects-
project list spreadsheet and proposed additions attached to email)

8. Review CEDS 'economic resilience' discussion (notes from last meeting attached to
email)

9. Discuss NRVRC data dashboard updates for this year (list of previous requested items
on page 2. Dashboard located at this link: <http://nrvdata.org/>)

Notes from 6-22-18 CEDS Committee meeting

Present: Jim Flowers, Nichole Hair, Susan Kidd, Jim Loux, Ernie Maddy, Robert McAden, Gary Reedy, Scott Tate

Staff: Patrick O'Brien

The group discussed strategies to increase participation and attendance at CEDS committee meetings. While the member roster represents an appropriate mix of regional stakeholders, busy schedules and lack of participation have decreased attendance, and may affect the overall input into the CEDS process. The group discussed several candidates for new members who may be more willing to participate (especially to represent manufacturing firms), and ideas for ways to encourage greater participation, including:

- Encourage members to suggest replacement members if they no longer wish to attend
- Encourage members to send alternates from their organizations if their schedule does not allow participation
- Rotate meeting location to highlight interesting developments/facilities around the region
- Personal outreach to members who haven't participated lately to understand what can be done better

The group discussed updates to the CEDS project list for this year. Patrick noted the changes to local projects, with several completed projects removed and others updated at the request of staff at each local government. The group reviewed the regional strategies to identify new projects to add that reflect current developments around the region, updates/revisions to existing projects, and discussed the removal of projects that appear outdated or did not materialize since they were originally included. Major changes include:

Additions:

- Add NRV Housing Study project that assess regional housing market conditions and address strategies tailored to local needs
- Add Smart Beginnings project to assess and improve quality and access of early childhood education and related services
- Add regional support for local 'Main Street' downtown development and small business support initiatives
- Add project related to New River Water Trail expansion efforts
- Add project to improve the region's 'small scale manufacturing' capacity, such as a 'maker space' facility or coordination the network of fabricators/machine shops who can help entrepreneurs to create prototypes or small runs of new products
- Add support/coordination of brewery/winery industry development
- Include previous project to assess feasibility of a regional convention/civic center facility
- Add project to connect university students to local businesses/careers through student projects, internships, recruitment, etc.

Revisions

- Revise project to ‘increase modern building stock through retrofits and new construction’ to focus on providing a pipeline of facilities of that are appropriate to allow firms to grow within the region
- Update project for ‘small business development in green/nano/bio program’ to reflect new GO Virginia and Onward NRV target sectors
- Revise ‘coordinate NRV entrepreneur and small business development network’ into two separate projects, one focusing on expanding Roanoke SBDC services, and another focused on strengthening the network of resources that reflects current momentum in developing these networks across the Roanoke and NRV regions
- Revise ‘marketing and business support for arts and cultural amenities’ to reference Friends of Southwest Virginia and Crooked Road resources, and the children’s museum expansion
- Revise ‘unmanned systems center of excellence’ project to reflect support for existing efforts in this area
- Remove project related to multimodal transportation hub on RAAP land (outdated)
- Remove project related to assessing wind/solar demonstration projects (outdated)

The group reviewed the discussion of major issues affecting ‘economic resilience’ in the New River Valley, and added a few additional issues that the region should consider in this regard:

- Effects of opioid crisis on workforce availability
- Ongoing shortage of skilled and entry level workers in a variety of sectors
- Worsening congestion/safety issues on I-81, and related transportation issues



6580 Valley Center Drive | Suite 124 | Radford, VA 24141 | 540-639-9313

N R V R C . O R G

MEMORANDUM

To: NRVRC Board Members
From: Kevin R. Byrd, Executive Director
Date: June 21, 2018
Re: Proposed FY19 Budget

Each spring the Commission staff prepares a proposed budget for the Commission to review and adopt for the upcoming fiscal year. I am pleased to submit the enclosed budget for FY19 with significant contributions from staff. The process was led by Janet McNew, Director of Finance and Personnel, and Elijah Sharp, Deputy Executive Director. All staff worked with Janet and Elijah to determine anticipated revenue as well as projected expenses. Highlights of the revised budget follow.

The overall budget for FY19 is projected to be \$3,961,343 and all expenses are programmed with current year anticipated revenues. Approximately 90% of the Commission's project revenue is secured with a task order agreement or contract with a funding agency, which is a strong position going into the fiscal year. The FY19 budget represents a \$515,050 increase from the overall FY18 budget. This is in part due to a significant workforce development grant moving through the budget over the next two fiscal years, but mostly attributed to contractual services for construction at the Prices Fork Elementary School project. In the proposed budget, the state and federal programs such as VDOT Rural Transportation Planning, US Economic Development Administration (EDA), and Appalachian Regional Commission (ARC) are reflecting level funding.

The FY19 budget includes two new Commission members for a full fiscal year, New River Community College and the Town of Pembroke. Together, their dues account for \$2,683 in additional revenue. Other key revenue items include funds for the NRV Regional + Local Housing Study, Smart Beginnings NRV Early Childhood Needs Assessment and the NRV Metropolitan Planning Organization (MPO) Long Range Transportation Plan. Our budgeting approach is to remain conservative on revenue without anticipating too many projects while being reasonable with the necessary staffing level given projects in the pipeline. Each year the Commission accepts projects mid-year due to member needs and while a large portion of revenue is secured and programmed for FY19, staff time remains available to address member requests.

Staffing costs increased from FY18 to FY19 approximately \$119,380 for the total agency with \$21,084 attributed to the Commission. The Workforce Development staff cost increase is associated with their multi-year grant referenced above and bringing on additional staff. The staffing costs also include modest salary adjustments for staff of the Commission (informed by the compensation study completed in 2017) along with select

Strengthening the Region through Collaboration

Counties

Floyd | Giles
Montgomery | Pulaski

City

Radford

Towns

Blacksburg | Christiansburg
Floyd | Narrows | Pearisburg
Pulaski | Rich Creek

Higher Education

Virginia Tech
Radford University
New River Community College

promotions for staff based on their performance and contributions in delivering the agency's mission. The Workforce Development portion of the budget includes salary adjustments approved by their board in late March 2018.

For FY19 the Commission received a 13% increase for the health insurance plan offered the three previous fiscal years, an increase far greater than in years past. In consultation with the Executive Committee, the Commission is changing health insurance to a higher deductible plan (\$500) opposed to the previous \$250 plan for FY19. This decision keeps the overall fringe at a level rate. Two years ago, the Commission introduced a two-tier dental plan as another cost-savings measure. The Commission covers basic dental and the employee pays the difference for comprehensive coverage.

An expense item of note for FY19 includes an adjustment in how the agency rent is presented in the budget. Since the Commission has been located in the NRV Business Center an agreement has been in place with the New River Valley Development Corporation (building owner) whereas the Commission pays 1/2 of market rate rent in exchange for services from the Commission staff. Services include bookkeeping duties performed by the Commission Office Manager, staff support for the NRV Development Corporation Revolving Loan Fund and limited day-to-day support for tenants in the facility with most inquires directed to Pulaski County for follow up since they manage the building. In FY19 the budget includes 100% of the market rate rent in the agency overhead with the establishment of a project code staff will charge to offset the additional cost for a net-zero impact. This equates to a \$24,000 increase in overhead which resulted in approximately 5% increase of the indirect rate from 33% to 38%. This approach will help the Commission fully account for agency operational expenses.

Funds are also budgeted for an office space assessment. One of the top priorities from our most recent staff retreat was conducting an evaluation of office space needs to accommodate our current and projected work environment. Currently, the Commission suite is 100% occupied with one external suite being rented to accommodate the Smart Beginnings NRV program. Within the suite, there are two full-time and one part-time employee sharing a larger office space. The way business is conducted in the organization has changed in the sense we have many more teams working on projects opposed to single staff members assigned to projects. This creates the need for an internal collaboration space. We have also observed a significant decrease in use of our work room which is utilized for copying and table surfaces for plan production space. Since the majority of deliverables are electronic, this space is under-utilized. The budget includes funding for architectural services to assist with this evaluation and determination of modifications that may address Commission office space needs. Lastly, the expense portion of the budget includes funds for replacing one of the two fleet vehicles utilized by staff of the agency for meeting travel.

A substantial amount of the projects for FY19 are attributed to technical assistance for our members and projects with the New River Valley Metropolitan Planning Organization. Relationships with our members and partner organizations such as the MPO are critical to the financial viability of the Commission.

Attached to this memo is the Anticipated Revenue and the Agencywide Budget by program category which contains line item listing of expenditures.

New River Valley Regional Commission

July 1, 2018 through June 30, 2019

Agencywide Budget

	Housing	Trans	Planning & Grant Admin	Development	Other	ARC 18-19	Common Direct	NRVRC	Workforce	Agency	
	Total	Total	Total	Total	Total	Total	Total	Total	Total	Total	Total
Salary	7,000	77,979	82,123	230,279	137,897	88,125	136,700	760,103	464,696	1,224,799	
Fringe	2,003	22,009	22,299	56,107	35,161	25,221	35,230	198,032	135,071	333,103	
Total Salaries & Fringe	9,003	99,988	104,422	286,387	173,058	113,346	171,930	958,135	599,766	1,557,901	
Travel	-	1,500	-	10,000	50	-	6,100	17,650	28,000	45,650	
Office Space	-	-	-	-	-	-	49,968	49,968	52,000	101,968	
Communications	-	-	-	250	35	-	9,504	9,789	11,000	20,789	
Office Supplies	-	135	-	12,200	720	4,000	12,300	29,355	15,000	44,355	
Postage	-	25	-	150	100	-	1,500	1,775	250	2,025	
Printing	-	-	-	200	250	-	3,950	4,400	1,500	5,900	
Copier Usage/Maintenance	-	-	-	-	-	-	1,800	1,800	1,500	3,300	
Outreach/Media Ad	-	-	-	250	500	-	150	900	46,000	46,900	
Equipment Rent/Copier	-	-	-	-	-	-	4,219	4,219	1,600	5,819	
Fleet Vehicles	-	-	-	-	-	-	8,471	8,471	-	8,471	
Dues/Publications	-	1,500	-	4,200	-	-	10,107	15,807	3,500	19,307	
Training /Staff Development	-	2,000	-	12,000	250	-	1,000	15,250	14,500	29,750	
Meeting Costs	-	400	-	8,850	-	100	1,500	10,850	8,000	18,850	
Capital Outlay	-	-	-	20,000	-	-	-	20,000	-	20,000	
Insurance	-	-	-	-	-	-	3,200	3,200	2,500	5,700	
Contractual Service	-	-	68,000	67,561	364,000	50,313	9,400	559,274	1,444,984	2,004,258	
Professional Services	-	-	-	-	-	-	4,700	4,700	10,200	14,900	
Miscellaneous/Fees	-	-	-	2,150	-	-	2,000	4,150	1,350	5,500	
Total Non-Personnel Costs	-	5,560	68,000	137,811	365,905	54,413	129,869	761,557	1,641,884	2,403,441	
Program Costs	9,003	105,548	172,422	424,198	538,963	167,759	301,799	1,719,692	2,241,650	3,961,343	Total
Common Costs	3,456	38,382	40,084	109,935	66,432	43,510	301,799	(included above)	-		
Total Program Costs	12,460	143,931	212,506	534,133	605,395	211,269		1,719,692	2,241,650	3,961,343	check

New River Valley Regional Commission
Anticipated Revenue Fiscal Year 2018 - 2019

Member Assessment	FY19 Projected
Floyd County	\$19,622.19
Town of Floyd	\$566.31
Giles County	\$14,614.41
Pearisburg	\$3,454.62
Pembroke	\$1,713.12
Narrows	\$2,519.37
Rich Creek	\$964.92
Pulaski County	\$29,551.32
Town of Pulaski	\$11,468.10
Montgomery County	\$40,628.55
Blacksburg	\$45,427.35
Christiansburg	\$28,306.47
City of Radford	\$18,644.37
New River Community College	\$970.08
Radford University	\$3,805.50
Virginia Tech	\$11,610.00
Local Assessments Total	\$233,866.68
State Grants	
Dept of Housing and Community Development	\$75,971.00
Dept of Transportation	\$58,000.00
State	\$133,971.00
Federal Grants	
EDA	\$70,000.00
ARC Jan 18-Dec 18	\$34,333.00
ARC Jan 19 - Jun 19 (estimated)	\$34,333.00
Workforce Development Area	\$2,241,650.00
Federal	\$2,380,316.00
Project Revenue	
HOME	\$13,000.00
MPO 2050 Long-Range Plan	\$30,000.00
NRCC Radford ACCE Grant Admin	\$1,500.00
Workforce Fiscal Agent	\$65,000.00
Workforce Pathways Fiscal Agent	\$50,000.00
ARC Prices Fork Grant Admin	\$369,552.13
Region 1 Planning & Dev (WV) ARC/EDA Mapping	\$10,500.00
Christiansburg Downtown Planning Grant	\$35,000.00
DEQ New River Watershed Roundtable 2018	\$7,500.00
DEQ New River Watershed Roundtable 2019	\$2,500.00
Floyd County Industrial Road Grant Admin	\$10,000.00
Montgomery Co - VCI Prices Fork	\$28,245.12
MPO Passenger Rail Operations Study	\$5,000.00
Narrows CDBG Construction Admin	\$28,000.00
New River Health District Mapping	\$25,000.00
Pembroke Planning Grant	\$10,000.00
Pulaski Town CDBG Construction Admin	\$35,500.00
Pulaski Youth Center Planning Grant	\$14,500.00
RV-ARC RideSolutions	\$33,680.00
Rich Creek T-21 Phase III Contract Admin	\$3,000.00
Radford University Hazard Mitigation Plan (VDEM)	\$55,500.00
VDOT Rocky Knob Grant Admin	\$73,000.00
VECF - NRV Early Childhood Needs Assessment	\$39,500.00
VECF - Smart Beginnings Jan-Jun	\$15,000.00
VECF - Smart Beginnings	\$47,843.00
One Care of Southwest Virginia Strategic Plan	\$15,000.00
Pulaski Co Technical Assistance	\$5,500.00
NRV Development Corporation	\$25,000.00
Friends of Southwest Grant Admin	\$6,000.00
United Way SWVA Data Project	\$7,500.00
Renew the New (FY18 funds fwd)	\$3,444.57
Smart Beginnings Fund Raising (FY18 funds fwd)	\$790.00
SWVA Solid Waste Managers Association	\$2,000.00
Virginia's First Admin Assistance	\$27,500.00
ARC Matched Projects	
Floyd Town Revision to Zoning Ordinance	\$6,750.00
Montgomery Co Village Conceptual Planning	\$12,500.00
Pulaski Co Comp Plan	\$15,000.00
Pulaski Town Zoning Technical Document	\$6,000.00
VHDA Regional Housing (VHDA)	\$55,312.50
VHDA Regional Housing (Local Support)	\$30,000.00
ARC Community Development/CYU matched Jul-Jun 19	\$7,541.00
Unprogrammed ARC Jan-Jul 19	\$9,750.00
Project Total	\$1,236,367.32
Sub Total Anticipated Revenue	\$3,984,521.00
Matching/Cash Obligations Unbudgeted	(\$23,178.44)
Total Agency Revenue	\$3,961,342.56
Common Costs (paid by projects)	(included above)
Total Agency Budget	\$3,961,342.56
Local	\$391,601.25
State	\$1,053,103.75
Federal	\$2,539,816.00
Other	\$0.00



6580 Valley Center Drive | Suite 124 | Radford, VA 24141 | 540-639-9313

NRVRC.ORG

MEMORANDUM

To: NRVRC Board Members
From: Kevin R. Byrd, Executive Director
Date: June 22, 2018
Re: Slate of Officers for FY19

The Nominating Committee met in May and discussed officer positions for FY19. At the May Commission meeting the Nominating Committee recommended the slate of officers identified below. The slate of officers was accepted by the Commission during the May meeting. The Commission will need to vote on the slate at the June meeting.

Chair, Mr. Michael Harvey, Montgomery County
Vice-Chair, Mr. Michael Maslaney, Floyd County
Treasurer, Mr. Leon Law, Giles County
At-Large, Mr. Larry Clevinger, Town of Pulaski
Past Chair, Mr. Joe Carpenter, Radford University

The Commission bylaws prescribe annual terms of office; however, officers may serve consecutive terms at the will of the Commission.

Strengthening the Region through Collaboration

Counties

Floyd | Giles
Montgomery | Pulaski

City

Radford

Towns

Blacksburg | Christiansburg
Floyd | Narrows | Pearisburg
Pulaski | Rich Creek

Higher Education

Virginia Tech
Radford University
New River Community College



Agenda

August 23, 2018

6:00 p.m.—New River Valley Business Center, Fairlawn

- I. **CALL TO ORDER**
- II. **CONSENT AGENDA**
 - A. Approval of Minutes for June
 - B. [Approval of Treasurer's Report for June and July](#)
- III. **COMMONWEALTH INTERGOVERNMENTAL REVIEW PROCESS**
 - A. [Projects \(Signed-off by the staff\)](#)
 - 1. Radford University Center for Adaptive Innovation and Creativity
 - 2. VADEQ- State Revolving Fund Capitalization Grant
 - 3. VADEQ- Pre-Remedial Assessment/Site Investigation (PASI) Amendment 3
 - B. Regular Project Review
None
 - C. Environmental Project Review
None
- IV. **PUBLIC ADDRESS**
- V. **REVIEW OF MUTUAL CONCERNS AND COMMISSIONERS' REPORTS**
- VI. **CHAIR'S REPORT**
 - A. Discussion of Regional Commission Meeting Time for FY19
- VII. [EXECUTIVE DIRECTOR'S REPORT](#)
- VIII. **OLD BUSINESS**
- IX. **NEW BUSINESS**
 - A. [Overview of Select FY19 Regional Commission Initiatives](#)
Presentation by: Kevin Byrd, Executive Director
Commission Discussion
 - B. [FY19 Program of Work for the Regional Commission](#)
Presentation by: Elijah Sharp, Deputy Executive Director
Commission Action Needed
 - C. [Montgomery County Smart Scale Project Proposal Resolution Ratification](#)
Commission Action Needed

All meeting materials posted on the Commission website www.nrvrc.org

The New River Valley Regional Commission provides area wide planning for the physical, social, and economic elements of the district; encourages and assists local governments in planning for their future; provides a means of coordinating federal, state, and local efforts to resolve area problems; provides a forum for review of mutual concerns; and implements services upon request of member local governments.



6580 Valley Center Drive | Suite 124 | Radford, VA 24141 | 540-639-9313

NRVRC.ORG

MEMORANDUM

To: NRVRC Board Members
From: Janet McNew, Finance Director
Date: August 13, 2018
Re: June 2018 Financial Statements

Fiscal year end accounting closeout is complete. The June 2018 Agencywide Revenue and Expenditure Report and Balance Sheet are enclosed for your review. A final year end full financial report will be available once the audit, scheduled for August 13-14, is complete.

The Agencywide Revenue and Expense report compares actual year to date receipts and expenses to the FY17-18 budget adopted by the Commission at the June 22, 2017 meeting. The financial operations of the agency are somewhat fluid and projects, added and modified throughout the year, impact the adopted budget.

As of month-end June 2018 (100% of the fiscal year), overall year to date revenues are 95.68% and expenses are 96.92% of adopted budget. The two largest budget expense lines, Salary and Fringe, are in line with adopted budget ending the year at 99.32% and 94.432%, respectively. We have previously reported on the line item exceeding adopted budget, Media Ad/Outreach at 233% of adopted budget. Revenue is confirmed to cover the overage.

A few balance sheet notes. Accounts Receivable at \$581,784 reflects all revenue recognized in FY18. Of the total, Workforce receivables are \$328,995 (57%) and current. The Executive Committee reviews all aged receivables over 60 days and no receivables are deemed uncollectible. Unearned Revenue, funds received in FY18 for FY19, at \$25,330 includes payment for local assessment and the regional housing project. Net Projects balance at \$7,645, is revenue that will be recognized in FY19 including ARC, ReNew the New, and Smart Beginnings Fund Raising. Current Year Unrestricted funds balance, ending the year in a negative position (\$1,220), is reflected in Unrestricted Net Assets.

Strengthening the Region through Collaboration

Counties

Floyd | Giles
Montgomery | Pulaski

City

Radford

Towns

Blacksburg | Christiansburg
Floyd | Narrows | Pearisburg
Pulaski | Rich Creek

Higher Education

Virginia Tech
Radford University
New River Community College

**New River Valley Regional Commission
Agencywide Revenue and Expenditures - June 2018**

FY17-18 Budget Adopted 6/22/2017		(100% of fiscal year)			
		June 2018	YTD	Under/Over	% Budget
Anticipated Revenues					
ARC	75,668.00	0.00	68,667.00	7,001.00	90.75%
ARC - Prices Fork	12,000.00	44,391.78	104,297.79	-92,297.79	869.15%
ARC - Industry Mapping	35,000.00	0.00	0.00	35,000.00	0.00%
LOCAL ASSESSMENT	231,183.48	0.00	231,668.33	-484.85	100.21%
DHCD - Administrative Grant	75,971.00	0.00	75,971.00	0.00	100.00%
EDA	70,000.00	0.00	70,000.00	0.00	100.00%
Workforce Fiscal Agent	60,000.00	0.00	60,000.00	0.00	100.00%
Workforce Funding	2,141,050.00	178,857.24	2,103,046.61	38,003.39	98.23%
Workforce Pathways Fiscal Agent	50,000.00	0.00	50,000.00	0.00	100.00%
VDOT	58,000.00	7,590.53	58,000.00	0.00	100.00%
VDOT - Rocky Knob Project	80,000.00	1,959.73	6,072.65	73,927.35	7.59%
Floyd Town	0.00	99.44	8,081.98	-8,081.98	0.00%
Floyd Co EDA	4,500.00	0.00	5,082.95	-582.95	112.95%
Giles County	51,375.00	1,651.48	11,671.08	39,703.92	22.72%
Narrows Town	41,000.00	11,111.73	11,111.73	29,888.27	27.10%
Rich Creek Town	8,118.47	873.27	5,596.92	2,521.55	68.94%
Montgomery County	32,106.83	26,252.87	34,300.63	-2,193.80	106.83%
Blacksburg Town	11,000.00	1,083.37	14,500.00	-3,500.00	131.82%
Pulaski County	10,850.00	6,748.56	25,948.97	-15,098.97	239.16%
Pulaski Town	40,000.00	16,841.13	18,620.10	21,379.90	46.55%
Radford University	0.00	14,540.25	14,540.25	-14,540.25	0.00%
Miscellaneous (Meetings/Interest/Recovered Costs)	0.00	2,068.34	5,858.20	-5,858.20	0.00%
Virginia's First RIFA	25,000.00	2,083.37	26,000.00	-1,000.00	104.00%
New River Community College	0.00	2,573.66	5,125.80	-5,125.80	0.00%
NRV MPO	34,625.00	8,712.75	47,529.74	-12,904.74	137.27%
RV-ARC RideSolutions	33,680.00	7,199.38	33,680.00	0.00	100.00%
VHDA Regional Housing Local Support	0.00	1,475.09	1,475.09	-1,475.09	0.00%
Dept of Conservation and Recreation	0.00	0.00	750.00	-750.00	0.00%
Dept of Environmental Quality	8,000.00	0.00	5,799.93	2,200.07	72.50%
VA Dept of Emergency Management	14,029.00	0.00	15,797.34	-1,768.34	112.60%
VA Department of Agriculture	17,500.00	11,233.67	19,815.26	-2,315.26	113.23%
VA Early Childhood Foundation	113,250.00	40,003.65	59,965.15	53,284.85	52.95%
VA Housing Development Authority	0.00	2,622.38	2,622.38	-2,622.38	0.00%
Southwest Virginia SWMA	2,000.00	0.00	2,000.00	0.00	100.00%
New River Health District	25,000.00	7,993.55	25,000.00	0.00	100.00%
ReNew the New	7,330.12	0.00	485.20	6,844.92	6.62%
New River-Highlands RC&D Council	0.00	0.00	2,000.00	-2,000.00	0.00%
Region I Planning & Development (WV)	0.00	6,473.36	23,750.10	-23,750.10	0.00%
Smart Beginnings Fund Raising	0.00	0.00	790.00	-790.00	0.00%
Unprogrammed ARC Jan-Jun 2018	34,334.00	0.00	0.00	34,334.00	0.00%
Revenues	3,402,570.90	404,440.58	3,255,622.18	146,948.72	95.68%
Expenses					
Salaries	1,104,578.00	90,127.23	1,097,053.95	7,524.05	99.32%
Fringe Benefits	333,943.00	27,077.69	315,344.49	18,598.51	94.43%
Travel	51,650.00	3,546.61	49,116.11	2,533.89	95.09%
Office Space	68,354.00	4,770.37	64,643.02	3,710.98	94.57%
Communications	49,462.00	2,945.50	21,610.36	27,851.64	43.69%
Office Supplies	36,797.00	1,572.46	31,882.12	4,914.88	86.64%
Postage	2,575.00	18.99	1,918.12	656.88	74.49%
Printing	7,200.00	401.24	5,666.09	1,533.91	78.70%
Copier Usage/Maintenance	4,750.00	423.46	2,454.10	2,295.90	51.67%
Outreach/Media Adv	10,000.00	496.50	23,295.73	-13,295.73	232.96%
Equipment Rent/Copier	5,819.00	476.71	5,814.65	4.35	99.93%
Fleet Vehicles	8,000.00	115.71	3,207.21	4,792.79	40.09%
Dues/Publications	20,760.00	399.00	16,097.36	4,662.64	77.54%
Training/Staff Development	21,000.00	137.00	9,797.01	11,202.99	46.65%
Insurance	5,600.00	0.00	5,103.00	497.00	91.13%
Meeting Costs	22,000.00	557.61	18,664.15	3,335.85	84.84%
Capital Outlay (WDB)	6,500.00	0.00	-421.20	6,921.20	-6.48%
Contractual Services	1,608,656.00	158,587.19	1,598,176.44	10,479.56	99.35%
Professional Services Audit/Legal	14,500.00	0.00	9,372.50	5,127.50	64.64%
Miscellaneous/Fees	6,150.00	680.70	5,069.40	1,080.60	82.43%
Expenses	3,388,294.00	292,333.97	3,283,864.61	104,429.39	96.92%
Agency Balance	14,276.90	112,106.61	-28,242.43		

New River Valley Regional Commission
Balance Sheet
Period From : 07/01/2017 to 6/30/18

Assets:

Operating Account	230,168.70
Reserve Funds - Certificate of Deposit	103,070.16
Reserve Funds - MMA	84,713.18
Accounts Receivable	581,784.26
Total Assets:	<u><u>\$999,736.30</u></u>

Liabilities:

Accounts Payable	129,536.34
Accrued Annual Leave	73,071.22
Accrued Unemployment	23,925.44
Prepaid Liability	(714.00)
Unearned Revenue	25,330.41
Expense Reimbursement	455.62
Total Liabilities:	<u><u>\$251,605.03</u></u>

Projects:

(Equity Accounts)

Net Projects	7,645.49
Unrestricted Net Assets	740,485.78
Total Projects (Equity)	<u><u>\$748,131.27</u></u>
Total Liabilities and Projects	<u><u>\$999,736.30</u></u>
Net Difference to be Reconciled*	<u><u>\$0.00</u></u>



6580 Valley Center Drive | Suite 124 | Radford, VA 24141 | 540-639-9313

NRVRC.ORG

MEMORANDUM

To: NRVRC Board Members
From: Janet McNew, Finance Director
Date: August 15, 2018
Re: July 2018 Financial Statements

The July 2018 Agencywide Revenue and Expenditure Report and Balance Sheet are enclosed for your review. Financial reports are reviewed by the Executive Committee prior to inclusion in the meeting packet.

The Agencywide Revenue and Expense report compares actual year to date receipts and expenses to the FY18-19 budget adopted by the Commission at the June 28, 2018 meeting. The financial operations of the agency are somewhat fluid and projects, added and modified throughout the year, along with the high volume of Workforce program activities, impact the adopted budget. To provide clarity, you will now see Commission and Workforce Development Board activities separated on the agencywide report.

As of month-end July 2018 (8.33% of the fiscal year), Commission year to date revenues are 15.82% and expenses are 5.45% of adopted budget. The two largest budget expense lines, Salary and Fringe, are in line with budget at 8.28% and 8.34%, respectively. Workforce revenues and expenses are 4.57% of adopted budget with Salary at 8.13% and Fringe 7.92%

The July volume of revenue is due in large part to the FY19 assessment (commission dues) invoiced in July. As of this writing, 100% of the dues invoiced to date have been received.

Looking at the balance sheet, Accounts Receivable is \$564,399. Of this total, Workforce receivables are \$313,895 (56%) and current. The Executive Committee reviews all aged receivables over 60 days and no receivables are deemed uncollectible. Net Projects (\$21,761) represents project expenses, primarily quarterly and benchmark projects, that cannot be invoiced yet and posted to receivables.

Strengthening the Region through Collaboration

Counties

Floyd | Giles
Montgomery | Pulaski

City

Radford

Towns

Blacksburg | Christiansburg
Floyd | Narrows | Pearisburg
Pulaski | Rich Creek

Higher Education

Virginia Tech
Radford University
New River Community College

**New River Valley Regional Commission
Agencywide Revenue and Expenditures - July 2018**

	FY18-19 Budget		(8.33% of fiscal year)		
	Adopted 6/28/2018	July 2018	YTD	Under/Over	% Budget
NRVRC Anticipated Revenues					
ARC	68,666.00	17,167.00	17,167.00	51,499.00	25.00%
ARC - Prices Fork	369,552.13	0.00	0.00	369,552.13	0.00%
LOCAL ASSESSMENT	233,866.68	219,149.99	219,149.99	14,716.69	93.71%
DHCD - Administrative Grant	75,971.00	0.00	0.00	75,971.00	0.00%
EDA	70,000.00	0.00	0.00	70,000.00	0.00%
Workforce Fiscal Agent	65,000.00	20,000.00	20,000.00	45,000.00	30.77%
Workforce Pathways Fiscal Agent	50,000.00	12,500.00	12,500.00	37,500.00	25.00%
VDOT	58,000.00	0.00	0.00	58,000.00	0.00%
VDOT - Rocky Knob Project	73,000.00	0.00	0.00	73,000.00	0.00%
Floyd County	10,000.00	0.00	0.00	10,000.00	0.00%
Floyd Town	6,750.00	161.82	161.82	6,588.18	2.40%
Narrows Town	28,000.00	0.00	0.00	28,000.00	0.00%
Rich Creek Town	3,000.00	1,575.78	1,575.78	1,424.22	52.53%
Montgomery County	40,745.12	862.80	862.80	39,882.32	2.12%
Blacksburg Town	13,000.00	0.00	0.00	13,000.00	0.00%
Christiansburg Town	35,000.00	0.00	0.00	35,000.00	0.00%
Pulaski County	35,000.00	0.00	0.00	35,000.00	0.00%
Pulaski Town	41,500.00	0.00	0.00	41,500.00	0.00%
Radford University	55,500.00	0.00	0.00	55,500.00	0.00%
Miscellaneous (Meetings/Interest/Recovered Costs)	0.00	8.43	8.43	-8.43	0.00%
Virginia's First RIFA	27,500.00	2,291.66	2,291.66	25,208.34	8.33%
New River Community College	1,500.00	0.00	0.00	1,500.00	0.00%
NRV MPO	35,000.00	0.00	0.00	35,000.00	0.00%
Pembroke Town	10,000.00	0.00	0.00	10,000.00	0.00%
RV-ARC RideSolutions	33,680.00	0.00	0.00	33,680.00	0.00%
VHDA Regional Housing Local Support	30,000.00	0.00	0.00	30,000.00	0.00%
Dept of Environmental Quality	10,000.00	0.00	0.00	10,000.00	0.00%
VA Early Childhood Foundation	102,343.00	0.00	0.00	102,343.00	0.00%
VA Housing Development Authority	55,312.50	0.00	0.00	55,312.50	0.00%
Southwest Virginia SWMA	2,000.00	0.00	0.00	2,000.00	0.00%
New River Health District	25,000.00	0.00	0.00	25,000.00	0.00%
New River Valley Development Corporation	25,000.00	2,083.33	2,083.33	22,916.67	8.33%
Friends of Southwest Virginia	6,000.00	0.00	0.00	6,000.00	0.00%
One Care Southwest Virginia	15,000.00	0.00	0.00	15,000.00	0.00%
United Way Southwest Virginia	7,500.00	0.00	0.00	7,500.00	0.00%
ReNew the New	3,444.57	0.00	0.00	3,444.57	0.00%
Region I Planning & Development (WV)	10,500.00	0.00	0.00	10,500.00	0.00%
Smart Beginnings Fund Raising	790.00	0.00	0.00	790.00	0.00%
Unprogrammed ARC Jan-Jun 2019	9,750.00	0.00	0.00	9,750.00	0.00%
Sub Total Revenues	1,742,871.00	275,800.81	275,800.81	1,467,070.19	15.82%
Expenses					
Salaries	760,103.00	62,923.25	62,923.25	697,179.75	8.28%
Fringe Benefits	198,032.00	16,510.21	16,510.21	181,521.79	8.34%
Travel	17,650.00	452.00	452.00	17,198.00	2.56%
Office Space	49,968.00	4,362.79	4,362.79	45,605.21	8.73%
Communications	9,789.00	1,417.12	1,417.12	8,371.88	14.48%
Office Supplies	29,355.00	1,216.80	1,216.80	28,138.20	4.15%
Postage	1,775.00	493.99	493.99	1,281.01	27.83%
Printing	4,400.00	0.00	0.00	4,400.00	0.00%
Copier Usage/Maintenance	1,800.00	0.00	0.00	1,800.00	0.00%
Outreach/Media Adv	900.00	605.12	605.12	294.88	67.24%
Equipment Rent/Copier	4,219.00	351.52	351.52	3,867.48	8.33%
Fleet Vehicles	8,471.00	131.43	131.43	8,339.57	1.55%
Dues/Publications	15,807.00	1,563.00	1,563.00	14,244.00	9.89%
Training/Staff Development	15,250.00	994.74	994.74	14,255.26	6.52%
Insurance	3,200.00	246.33	246.33	2,953.67	7.70%
Meeting Costs	10,850.00	225.74	225.74	10,624.26	2.08%
Capital Outlay	20,000.00	0.00	0.00	20,000.00	0.00%
Contractual Services	559,274.00	719.21	719.21	558,554.79	0.13%
Professional Services Audit/Legal	4,700.00	1,113.00	1,113.00	3,587.00	23.68%
Miscellaneous/Fees	4,150.00	467.91	467.91	3,682.09	11.27%
Sub Total Expenses	1,719,693.00	93,794.16	93,794.16	1,625,898.84	5.45%
NRVRC Balance	23,178.00	182,006.65	182,006.65		

**New River Valley Regional Commission
Agencywide Revenue and Expenditures - July 2018**

NR/MR WDB Anticipated Revenues					
Workforce Development Area	2,241,650.00	102,403.09	102,403.09	2,139,246.91	4.57%
Sub Total Revenues	2,241,650.00	102,403.09	102,403.09	2,139,246.91	
Expenses					
Salaries	464,696.00	37,802.03	37,802.03	426,893.97	8.13%
Fringe Benefits	135,070.00	10,703.79	10,703.79	124,366.21	7.92%
Travel	28,000.00	1,196.50	1,196.50	26,803.50	4.27%
Office Space	52,000.00	5,082.40	5,082.40	46,917.60	9.77%
Communications	11,000.00	512.05	512.05	10,487.95	4.66%
Office Supplies	15,000.00	1,095.94	1,095.94	13,904.06	7.31%
Postage	250.00	0.00	0.00	250.00	0.00%
Printing	1,500.00	0.00	0.00	1,500.00	0.00%
Copier Usage/Maintenance	1,500.00	0.00	0.00	1,500.00	0.00%
Outreach/Media Adv	46,000.00	554.85	554.85	45,445.15	1.21%
Equipment Rent/Copier	1,600.00	125.19	125.19	1,474.81	7.82%
Dues/Publications	3,500.00	0.00	0.00	3,500.00	0.00%
Training/Staff Development	14,500.00	13.26	13.26	14,486.74	0.09%
Insurance	2,500.00	2,237.00	2,237.00	263.00	89.48%
Meeting Costs	8,000.00	364.21	364.21	7,635.79	4.55%
Contractual Services	1,444,984.00	42,715.87	42,715.87	1,402,268.13	2.96%
Professional Services Audit/Legal	10,200.00	0.00	0.00	10,200.00	0.00%
Miscellaneous/Fees	1,350.00	0.00	0.00	1,350.00	0.00%
Sub Total Expenses	2,241,650.00	102,403.09	102,403.09	2,139,246.91	4.57%
NR/MR WDB Balance	0.00	0.00	0.00		
Agency Balance	23,178.00	182,006.65	182,006.65		

New River Valley Regional Commission
Balance Sheet
Period From : 07/01/2018 to 7/31/2018

Assets:

Operating Account	388,188.53
Reserve Funds - Certificate of Deposit	103,070.16
Reserve Funds - MMA	84,713.18
Accounts Receivable	564,399.48
Total Assets:	<u><u>\$1,140,371.35</u></u>

Liabilities:

Accounts Payable	90,037.37
Accrued Annual Leave	73,071.22
Accrued Unemployment	23,978.33
Prepaid Liability	(6,377.71)
Unearned Revenue	29,524.91
Expense Reimbursement	417.40
Total Liabilities:	<u><u>\$210,651.52</u></u>

Projects:

(Equity Accounts)	Net Projects	(21,761.43)
	Current Year Unrestricted	211,413.57
	Unrestricted Net Assets	740,485.78
	Total Projects (Equity)	<u><u>\$930,137.92</u></u>
	Total Liabilities and Projects	<u><u>\$1,140,789.44</u></u>
	Net Difference to be Reconciled*	<u><u>-\$418.09</u></u>
	<i>Total Adjustments to Post*</i>	\$418.09
	Unreconciled Balance (after adjustment)	<u><u>\$0.00</u></u>

**YTD adjustment to Accrued Leave. Final adjustment will be posted to general ledger at fiscal year end closeout.*



6580 Valley Center Drive | Suite 124 | Radford, VA 24141 | 540-639-9313

N R V R C . O R G

August 16, 2018

Executive Director's Report

Economic Development:

- Two applications are under development for POWER funds (coal impacted communities) through the Appalachian Regional Commission. One project seeks to expand the New River Water Trail established in Giles County from the Claytor Lake Dam to the Blue Stone Dam in WV. This bi-state water trail would make 83 miles of the New River readily accessible to visitors and river users. The project includes river signage, website development, marketing materials and boat launch improvements at select locations.
- The second POWER application under development is for rural wireless broadband access. The Commission is working with current internet service providers to determine their interest in advancing projects in Montgomery, Giles and Pulaski counties.

Transportation:

- On behalf of the Passenger Rail Ownership and Operations Study committee the Commission issued a RFP for preliminary site design services in late July. A firm should be under contract by the end of this week with interim deliverables scheduled for mid-September and final by early October. The purpose of the preliminary site plan is to determine order of magnitude for cost of developing the station adjacent to the Christiansburg Aquatic Center.
- NRV Rail 2020 will be hosting a legislative reception on September 12th at 5:30pm at the Great Road on Main in Christiansburg. The keynote speaker will be Secretary of Transportation, Shanon Valentine. Please RSVP to info@blacksburgpartnership.org by 9/5.

Regional:

- The next bi-annual Mayors and Chairs meeting will take place on August 30th at Noon. So far we have confirmation from 10 local governments which is excellent participation.
- The NRV Housing Study is in the initial data gathering stages. Since the project is considered a capacity building opportunity, the Virginia Center for Housing Research hosted a data workshop earlier this month on campus at Virginia Tech. All local government planners were invited to participate and earn continuing education credits for those with AICP status. The Housing Study Leadership Team will hold their first meeting in September (TBD).
- The Commission is providing support to Montgomery County for the recently announced Valley to Valley Trail initiative to link Roanoke Valley and the New River Valley via a continuous multi-purpose trail network.

Commission:

- This month five new Commissioners will be joining the board; Joel Herbein, Blacksburg; Catherine Potter, Virginia Tech Foundation; Robert Lawson, Pembroke; David Horton, City of Radford; Tyler Clontz, Town of Pulaski; Radford University, to be appointed.
- At the Virginia Association of Planning District Commission Conference in Roanoke late July I received the President's Award for 2018. The award was attributed to leading the effort of the past two years to hire the first executive director for the state association. As of July the 21 planning districts will now have a single point of contact with state agencies and partners to help develop state-wide contracts and services.



6580 Valley Center Drive | Suite 124 | Radford, VA 24141 | 540-639-9313

NRVRC.ORG

MEMORANDUM

To: NRVRC Board Members
From: Kevin R. Byrd, Executive Director
Date: August 16, 2018
Re: Overview of Select FY19 Regional Commission Initiatives

The first meeting of the new fiscal year will be an opportunity to welcome several new commissioners to the regional table. It also presents good timing to deliver an overview of the Commission's role in several key regional initiatives such as broadband, housing, passenger rail and transportation. I will provide remarks on broadband and passenger rail while Jennifer Wilsie, Senior Planner, will discuss housing and Elijah Sharp, Deputy Executive Director, will share information about our role in transportation.

We hope the presentation on these subjects will be informative and generate discussion based on what Commissioners are observing in their communities with respect to these topics. Your input and thoughts are highly valuable to staff as we work to make progress in all areas of our work program.

Strengthening the Region through Collaboration

Counties

Floyd | Giles
Montgomery | Pulaski
City
Radford

Towns

Blacksburg | Christiansburg
Floyd | Narrows | Pearisburg
Pulaski | Rich Creek

Higher Education

Virginia Tech
Radford University
New River Community College

MEMORANDUM

To: Regional Commission Board Members


From: Elijah Sharp, Deputy Executive Director

Date: August 17, 2018

Re: FY19 Annual Work Program

The FY19 Annual Work Program documents a comprehensive list of projects that will be undertaken by Commission Staff July 1, 2018 – June 30, 2019. The intent of the work program is to provide the most benefit in the region with the least direct cost to local members. Similar to last year, the program contains nearly 40 projects.

This year the Commission is excited to be working on multiple projects that have impacts stretching beyond jurisdictional boundaries. Key focus areas include passenger rail, community development, local ordinance updates, and hazard mitigation. In addition, the Commission continues to partner with local and regional organizations to improve access to data, develop geospatial information, and increase public participation.



The Commission is pleased to be involved with the following efforts: updating Radford University’s Hazard Mitigation Plan, administering grant funds that expand infrastructure in the Floyd Regional Commerce Center, grant administration to improve streetscapes and building facades in downtown Narrows, developing compelling visualizations to support Montgomery County’s Comprehensive Plan update, creating a new land development guide for the Town of Pulaski, and developing an operations and ownership strategy for the future passenger rail station in downtown Christiansburg. The agency-wide budget for planning and programs is currently \$1.7M, and supports 11 full-time and three part-time jobs. FY19 Workforce Development Board budget activities increase the total agency budget to nearly \$4M.

Staff will be available at the August Commission meeting to answer any questions you may have.

Strengthening the Region through Collaboration

Counties

Floyd | Giles
Montgomery | Pulaski
City
Radford

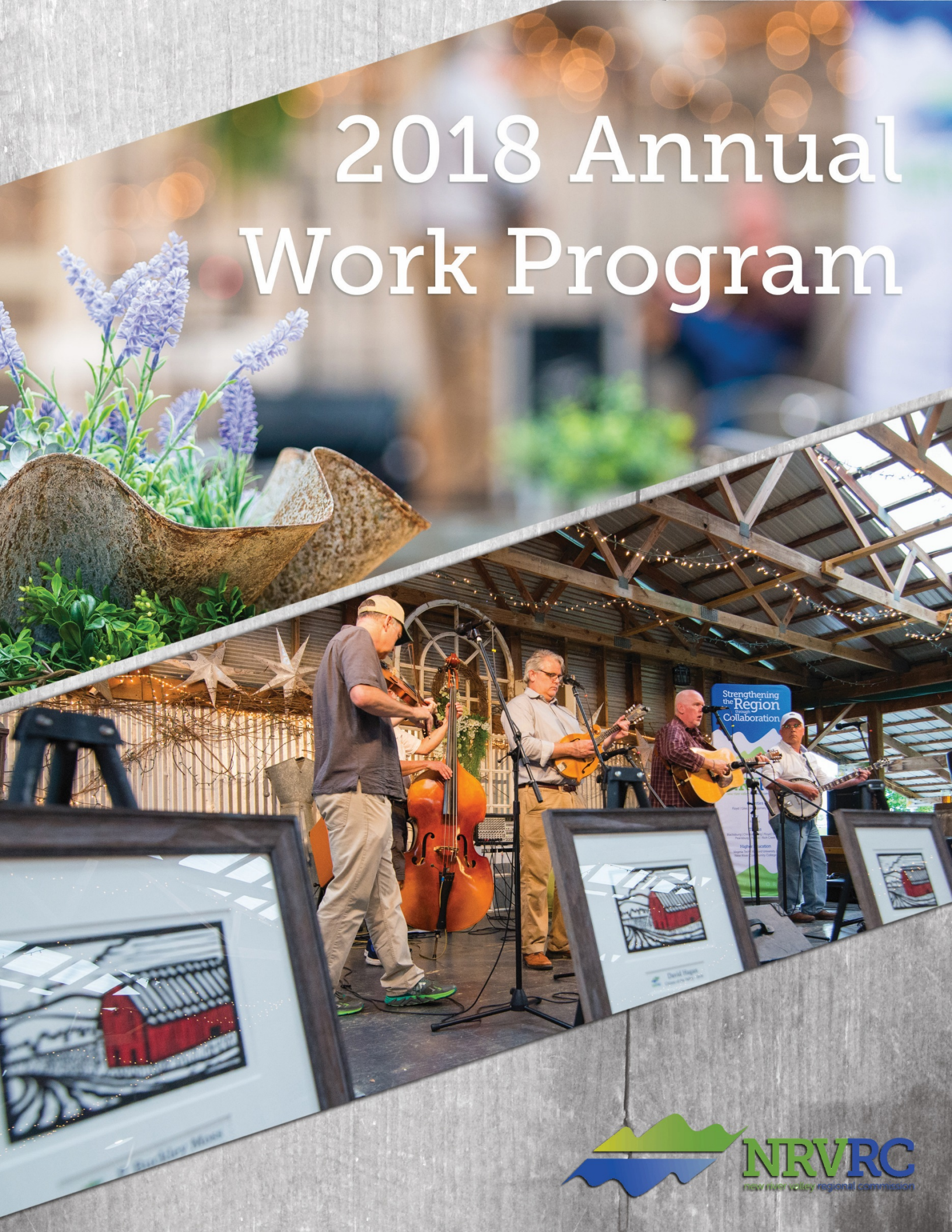
Towns

Blacksburg | Christiansburg
Floyd | Narrows | Pearisburg
Pembroke | Pulaski | Rich Creek

Higher Education

Virginia Tech
Radford University
New River Community College

2018 Annual Work Program



NEW RIVER VALLEY REGIONAL COMMISSION SUMMARY WORK PROGRAM FISCAL YEAR JULY 2018 - JUNE 2019

OVERVIEW

The Annual Work Program is the foundation for achieving the objectives and strategies of the New River Valley Regional Commission. The Commission strives to maximize its limited staff and resources by developing a comprehensive work plan that is based on current needs and priorities of the region.

This FY19 program is a compilation of projects presented by Council members, including managers and administrators, local partners, regional organizations, and staff. The intent is to obtain the most benefit from the least direct cost to our local government members. Requests not included in this year's work program are added to a list of potential projects for future work programs. Program tasks are grouped as a local project, multijurisdictional project, or administrative.

The program is revised annually and may be amended as deemed necessary by the member local governments.

New River Valley Regional Commission Staff

Executive Director

Kevin Byrd, AICP

Administrative Staff

Janet McNew, Director of Finance and Personnel

Jessica Barrett, CPA, Finance Technician

Julie Phillips, Office Manager

Planning & Program Staff

Elijah Sharp, Deputy Executive Director/Director of Planning & Programs

Aphi Fancon, AICP, Senior Planner

Christy Straight, AICP, Senior Planner

Jennifer Wilsie, AICP, Senior Planner

Michael Gottfredson, Regional Planner II

Patrick O'Brien, Regional Planner II

James Jones, Regional Planner

Meghan Phleiderer, Smart Beginnings Coordinator

Kristina Warack, Data Systems Manager

Joseph Crosby, GIS Intern

Note: AICP (American Institute of Certified Planners), CPA (Certified Public Accountant)



Regional Imprints for FY 2019

The Commission is excited to partner with members across the region on efforts that have impacts stretching beyond jurisdictional boundaries. Key focus areas include passenger rail, community development, local ordinance updates, and hazard mitigation. In addition, the Commission continues to partner with local and regional organizations to improve access to data, develop geospatial information, and increase public participation. Here is a sneak peek at this year's program...

Radford University is updating their Hazard Mitigation Plan. The process will allow the University to ensure areas of vulnerability are identified and evaluated with respect to threats presented. Local representatives will partner with state and local officials to develop mitigation strategies for natural and man-made hazards for all properties owned by the University. The final report will include strategies that better prepare the University and broader community to respond to specific situations.

Floyd County is expanding the Floyd Regional Commerce Center accessibility. A new roadway extension will allow existing parcels that are too large for current market trends to be further subdivided. The project also involves expanding water, sewer, and broadband utilities in the park to further improve market competitiveness. The County is partnering with the Appalachian Regional Commission and the Tobacco Commission to complete the project.

Giles County partnered with each town in 2017 to complete a River Center Action Plan. As a component of the plan, each town developed unique strategies to encourage business development and improve economic vitality. The Town of Narrows received implementation funds from the Appalachian Regional Commission and Department of Housing and Community Development to improve streetscapes, buildings, and public spaces identified through the planning process.

The NRV has a long-standing track record of collaboration...

Montgomery County is updating their comprehensive plan. The first step involves a robust public engagement campaign with each of their designated village communities (Prices Fork, Belview, Riner, Elliston & Lafayette, Plum Creek, and Shawsville). The Commission is partnering with the County to develop conceptual planning visualizations that showcase community ideas, beginning with the Village of Prices Fork. The work is anticipated to continue over the next couple of years.

The Town of Pulaski is developing a guide that outlines requirements and standard operating procedures for land development projects in town. The guide is intended for both developers and town staff so that projects can run more smoothly, from the time of application through project completion. The guide will include helpful visual illustrations, flow charts for individual processes, hyperlinks to standard forms, and improved layout.

Partners from across the New River Valley region continue preparing for a future passenger rail stop in Christiansburg. By the end of calendar year 2018, partners will identify a new station ownership and maintenance strategy. The NRV has a long-standing track record of collaboration to provide shared services. Emergency services, airports, water/sewer, and public transportation are all models of current public services provided by two or more local governments and/or universities. The possibility of a passenger rail service in Christiansburg creates new partnership opportunities. The anticipated partnership will enhance the overall quality of service delivery throughout the New River Valley.

FY 2018 – 2019 New River Valley Regional Commission Members

Chair – Mr. Michael Harvey
Vice-Chair – Mr. Michael Maslaney
Treasurer – Mr. Leon Law

Past-Chair – Mr. Joe Carpenter
At-Large – Mr. Larry Clevinger

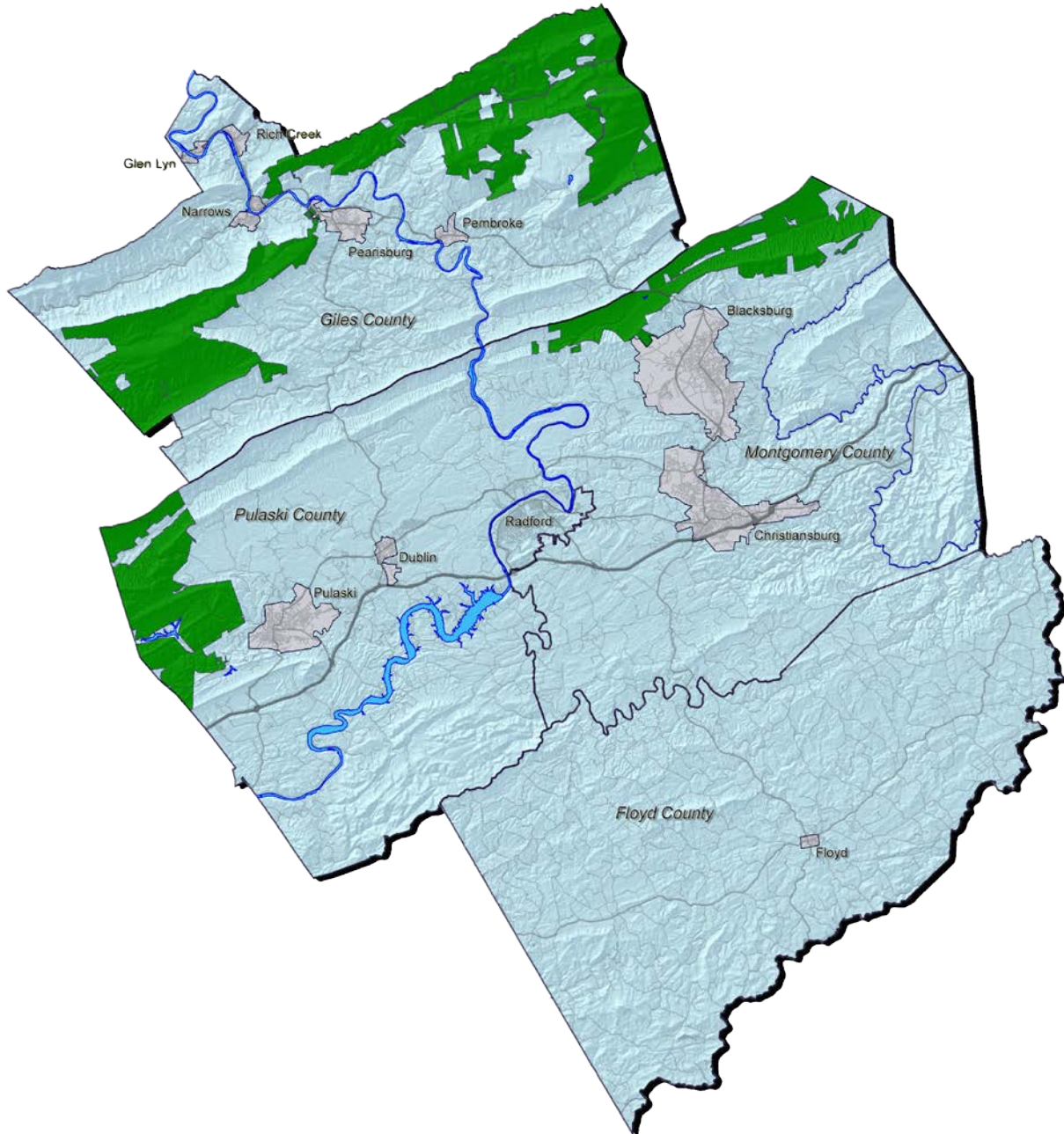
<u>Floyd County:</u>	Mr. Justin Coleman* 315 Gallimore Trails, NW Floyd, VA 24091	Mr. Michael Maslaney PO Box 908 Floyd, VA 24091	<u>Town of Floyd:</u> Mr. Mike Patton* 123 Wilson Street Floyd, VA 24091
<u>Giles County:</u>	Mr. Richard McCoy* 505 Tyler Avenue Pearisburg, VA 24134	Mr. Leon Law 1809 Cascades Drive Pembroke, VA 24136	<u>Town of Narrows:</u> Mr. Thomas Garrett* 105 Bridge Street Narrows, VA 24124
	<u>Town of Pearisburg:</u> Ms. Susie Journell* 412 N. Dennis St. Pearisburg, VA 24134	<u>Town of Rich Creek:</u> Mr. William Kantsios* 936 Greenbriar Drive Rich Creek, VA 24147	<u>Town of Pembroke:</u> Robert Lawson Pembroke, VA 24136
<u>Montgomery County:</u>	Ms. Steve Fijalkowski* 2557 Mt. Pleasant Road Shawsville, VA 24162	Mr. Michael Harvey 803 Willard Drive Blacksburg, VA 24060	
<u>Pulaski County:</u>	Mr. Doug Warren 4540 Shelburne Road Radford, VA 24141	Mr. Charles Bopp* PO Box 1402 Pulaski, VA 24301	
<u>City of Radford:</u>	Mr. David Horton* 106 5th Street Radford, VA 24141	Dr. Helen Harvey 701 Berkley St. Radford, VA 24141	
<u>Town of Blacksburg:</u>	Ms. Susan Anderson* 700 Preston Avenue Blacksburg VA 24060	Mr. Joel Herbein 515 Farmington Lane Blacksburg, VA 24060	
<u>Town of Christiansburg:</u>	Mr. Hil Johnson 140 Brilliant Drive, N. W. Christiansburg, VA 24073	Mr. Henry Showalter* 455 Overhill Road Christiansburg, VA 24073	
<u>Town of Pulaski</u>	Mr. Greg East* 344 N. Jefferson Avenue Pulaski, VA 24301	Mr. Larry Clevinger 1128 Well Street Pulaski, VA 24301	Mr. Tyler Clontz* Pulaski, VA 24301
<u>Radford University:</u>	Mr. Joe Carpenter Martin Hall 0323 Radford, VA 24141		
<u>Virginia Tech:</u>	Mr. Chris Kiwus Sterrett Facilites Complex 0127 Blacksburg, VA 24061	Ms. Catherine Potter Blacksburg, VA 24061	
<u>New River Community College:</u>	Ms. Angie Covey 5251 College Drive Dublin, VA 24084		

*** = Elected Official**

ACRONYM DESCRIPTIONS

ACCE	Access to Community College Education
AICP	American Institute of Certified Planners
AFID	Agriculture and Forestry Industries Development Fund
ARC	Appalachian Regional Commission
BEE	Building Entrepreneurial Communities
CAMS	Central Application Management System
CDBG	Community Development Block Grant
CEDS	Comprehensive Economic Development Strategy
DEQ	Department of Environmental Quality
DGIF	Department of Game and Inland Fisheries
DHCD	Department of Housing & Community Development
DMO	Destination Marketing Organization
EDA	Economic Development Administration
EDD	Economic Development District
GIS	Geographic Information System
HUD	Department of Housing & Urban Development
LPA	Local Planning Assistance
L RTP	Long Range Transportation Plan
MPO	Metropolitan Planning Organization
MSA	Metropolitan Statistical Area
NRHD	New River Health District
NRV	New River Valley
PCSA	Pulaski County Sewerage Authority
RC	Regional Commission
RIFA	Regional Industrial Facility Authority
RTCC	Regional Transit Coordinating Council
RU	Radford University
SRTS	Safe Routes to School
TAZ	Traffic Analysis Zones
TE	Transportation Enhancement
VAPDC	Virginia Association of Planning District Commissions
VDEM	Virginia Department of Emergency Management
VDOT	Virginia Department of Transportation
VDRPT	Virginia Department of Rail & Public Transportation
VT	Virginia Tech
VTCRC	Virginia Tech Corporate Research Center
VTRANS	Virginia Statewide Long-Range Transportation Plan

NEW RIVER VALLEY REGION



BACKGROUND

In September 1969, the New River Valley Regional Commission was organized by its member jurisdictions - Floyd, Giles, Montgomery and Pulaski Counties, the City of Radford, and the Towns of Blacksburg, Christiansburg, and Pulaski - and accepted the charge of the general provisions of the Virginia Area Development Act which authorized the creation of the Commission.

The 1995 General Assembly amended and reenacted 15.1-1400 et al. The reenacted Bill is entitled the "*Regional Cooperation Act*". The Act added governmental cooperation to purposes of the Commission. The Commission's overall goals are based in the provisions of the Regional Cooperation Act. The 1997 General Assembly re-codified the Act as 15.2-4200 et al.

FY 2018-2019 WORK PROGRAM CATEGORIES

PROGRAM NUMBER	PROJECT TITLE
<i>Multijurisdictional Projects</i>	
302348/302349	Regional Housing Study
302378/302379	Regional Housing Windshield Survey
303159	Virginia's First
303538	New River Health District GIS/Technology Assistance
303668	NRVMPO Passenger Rail Operations Study
303709	Watershed Roundtable
303739	Development Corporation Assistance
304019	VDOT Rural Transportation Work Program
305019	Ridesolutions Program
306019	EDA Program
308019	HOME Program
310217	Prices Fork (VCI) Grant Administration
310227	Prices Fork (ARC) Grant Administration
310317	Smart Beginnings (VECF)
310338	ARC/EDA Manufacturing Mapping
310408	NRVMPO 2045 Long-Range Transportation Plan Update
	VECF Needs Assessment Plan in Action
<i>Local Projects</i>	
302248	Pulaski County Parks & Recreation Master Plan
302328	Town of Floyd Zoning Ordinance Update
302338/302339	Montgomery County Village Planning Visualizations
303193	Rocky Knob Grant Administration
303698	Pulaski County Planning Director Technical Assistance
303719	Pulaski Youth Center Planning Grant
310156	Rich Creek Phase III Grant Administration
310348	Radford ACCE Grant Administration
310368	Town of Pulaski CDBG Grant Administration
310378	Town of Narrows CDBG Grant Administration
310388	Radford University Hazard Mitigation Plan Update
310419	Floyd County Industrial Access Grant Administration
310429	Town of Christiansburg ARC Planning Grant
	Pulaski County Comprehensive Plan Update
	Town of Pulaski Land Development Procedures Manual
	Town of Pembroke CDBG Planning Grant
	One Care Southwest Virginia Technical Assistance
<i>Administrative & Finance</i>	
303229	Workforce Fiscal Agent
303359	SWVA Fiscal Agent
310327	Workforce Pathways

Regional Housing Study

Code: 302348/302349

PROJECT DESCRIPTION

The NRV Housing Study is funded by the Virginia Housing Development Authority. The 18-month study will compile citizen input and housing market data to provide a detailed understanding of the regional + local housing market. The data-driven process will allow local partners to better understand housing issues in New River Valley communities and develop tailored strategies that address both regional and local housing needs. The NRV Housing Study will serve as a strong foundation for the planning of future employment, housing, or infrastructure development activities, providing localities and developers with data and strategies that help to guide their investment in housing production and redevelopment projects.

The Commission will be administering this grant as applicant: handling all grant administration as well as sub-contracting with three additional project partners to complete the project deliverables. Outcomes include the creation of a regional housing plan with local sub-plans to inform planning, development, and future funding.

PROJECT SCHEDULE & DELIVERABLES

Project duration: July 2018 – June 2019

First Quarter Deliverables (July 2018 – September 2018):

- Execute grant Contract with VHDA
- Finalize third party contracts with Virginia Center for Housing Research, Housing Virginia, and czb, LLC.
- Recruit partners for Consortium group and Leadership Team
- Host first Leadership Team meeting
- Begin compiling housing data: tax assessment data, ACS, BLS, PUMS, CHAS
- Begin creation of project website
- Process invoices from third-party contracts as necessary
- Submit quarterly reports to VHDA
- Submit remittance requests as necessary

Second Quarter Deliverables (October 2018 – December 2018):

- Recruit volunteers for housing condition field surveys + receive training from czb
- Assist in preparation of data collection summary report
- Conduct housing condition field surveys
- Process invoices from third-party contracts as necessary
- Submit quarterly reports to VHDA
- Submit remittance requests as necessary

Third Quarter Deliverables (January 2019 – March 2019):

- Begin public outreach
- Process invoices from third-party contracts as necessary
- Submit quarterly reports to VHDA
- Submit remittance requests as necessary

Fourth Quarter Deliverables (April 2019 – June 2019):

- Assist with creation of Public Outreach summary report
- Process invoices from third-party contracts as necessary
- Submit quarterly reports to VHDA
- Submit remittance requests as necessary

Localities/Partners Served: NRV

Project Leader: Jennifer Wilsie, Senior Planner

Funding Source and Estimated Hours: VHDA, ARC, 850 hours

Regional Housing Windshield Survey

Code: 302378(9)

PROJECT DESCRIPTION

The NRV Housing Study is funded by the Virginia Housing Development Authority. The 18-month study will compile citizen input and housing market data to provide a detailed understanding of the regional + local housing market.

PROJECT SCHEDULE & DELIVERABLES

Project duration: July 2018 – June 2019

First Quarter Deliverables (July 2018 – September 2018):

- Execute grant Contract with VHDA
- Finalize third party contracts with Virginia Center for Housing Research, Housing Virginia, and czb, LLC.
- Process invoices from third-party contracts as necessary

Second Quarter Deliverables (October 2018 – December 2018):

- Recruit volunteers for housing condition field surveys + receive training from czb
- Assist in preparation of data collection summary report
- Conduct housing condition field surveys
- Process invoices from third-party contracts as necessary

Third Quarter Deliverables (January 2019 – March 2019):

- Assist in preparation of data collection summary report
- Complete housing condition field surveys
- Process invoices from third-party contracts as necessary

Fourth Quarter Deliverables (April 2019 – June 2019):

- None

Localities/Partners Served: City of Radford

Project Leader: Jennifer Wilsie, Senior Planner

Funding Source and Estimated Hours: City of Radford, ARC, 140 hours

**Virginia's First
Code: 303159**

PROJECT DESCRIPTION

Virginia's First is the regional industrial facility authority formed to cooperatively develop economic projects with regional impact. The Commission provides administrative and finance support to the authority at the direction of a part-time executive director. Project activities include: quarterly financial reporting, accounts payable and receivable, annual meeting support, document management, coordinating and/or responding to information requests from the public and authority member representatives, and other tasks as directed by the executive director and board members. These additional tasks may include grant preparation, prospect site visit support, and coordination of miscellaneous site activities.

PROJECT SCHEDULE & DELIVERABLES

Project duration: July 2018 – June 2019

First Quarter Deliverables (July 2018 – September 2018):

- Annual meeting in September
- Monthly accounts payable processing
- Quarterly Treasurer's report
- Annual audit coordination and support

Second Quarter Deliverables (October 2018 – December 2018):

- Quarterly meeting in December
- Monthly accounts payable processing
- Quarterly Treasurer's report
- Board member documentation
- Member representative appointments for 2019

Third Quarter Deliverables (January 2019 – March 2019):

- Quarterly meeting in March
- Monthly accounts payable processing
- Quarterly Treasurer's report
- Board member documentation
- Member representative appointments for 2019

Fourth Quarter Deliverables (April 2019 – June 2019):

- Quarterly meeting in June
- Monthly accounts payable processing
- Quarterly Treasurer's report
- Annual member dues invoicing

Localities/Partners Served: Giles County, Montgomery County, Pulaski County, City of Radford, Town of Christiansburg, Town of Dublin, Town of Pearisburg, and Town of Pulaski. Other partners: City of Roanoke, Roanoke County, Bland County, and Craig County.

Project Leader: Christy Straight, Senior Planner

Funding Source and Estimated Hours: Virginia's First RIFA, 678 hours

New River Health District GIS Mapping

Code: 303539

PROJECT DESCRIPTION

The Regional Commission continues to uphold and advance its GIS partnership with the New River Health District. The Commission and Health District recognize the capabilities of using GIS to catalog historical data, analyze trends, and effectively convey technical information visually. Geospatial and data visualization techniques have proven themselves useful in the public health and environmental health sectors – both for internal organizational operations and external education efforts.

PROJECT SCHEDULE & DELIVERABLES

Project duration: July 2018 – June 2019

First Quarter Deliverables (July 2018 – September 2018):

- Meet with NRHD staff to develop a FY19 Plan of Work
- Explore new GIS and web deliverables and services
- Conduct and submit monthly optimization analyses of food inspections
- Submit Quarterly Progress Report and Reimbursement Request

Second Quarter Deliverables (October 2018 – December 2018):

- Continue developing the New River Health Improvement Plan for Well Being website
- Conduct and submit monthly optimization analyses of food inspections
- Submit Quarterly Progress Report and Reimbursement Request

Third Quarter Deliverables (January 2019 – March 2019):

- Revise and expand Well and Septic Database
- Update Rabies and Birth and Deaths databases
- Conduct and submit monthly optimization analyses of food inspections
- Submit Quarterly Progress Report and Reimbursement Request

Fourth Quarter Deliverables (April 2019 – June 2019):

- Facilitate meetings with regional partners to explore new GIS and web deliverables
- Continue expanding Well and Septic Database
- Conduct and submit monthly optimization analyses of food inspections
- Submit Quarterly Progress Report and Reimbursement Request

Localities/Partners Served: New River Health District (Virginia Department of Health)

Project Leader: Kristie Warack, Data Systems Manager

Funding Source and Estimated Hours: New River Health District, 575 hours

NRVMPO Passenger Rail Operations Study
Code: 303668

PROJECT DESCRIPTION

Partners in Virginia's New River Valley have a long-standing track record of collaboration to provide shared services. Emergency services, airports, water/sewer, and public transportation are all examples of current public services provided by two or more local governments and/or universities. The possibility of a new passenger rail service in Christiansburg creates opportunities for multiple partners to share resources that enhance the quality of service delivery throughout the New River Valley.

Work on this project began in FY18 and will continue this fiscal year. The Commission will develop a final report that identifies a preferred local strategy that contains a revenue plan and ownership model. The final product will be delivered to the NRV Metropolitan Planning Organization.

PROJECT SCHEDULE & DELIVERABLES

Project duration: January 2018 – December 2018

First Quarter Deliverables (July 2018 – September 2018):

- Select consultant for conceptual site design and cost estimating
- Review ownership and operational logistics
- Achieve ownership model consensus

Second Quarter Deliverables (October 2018 – December 2018):

- Submit final report to NRVMPO
- Present findings as necessary

Third Quarter Deliverables (January 2019 – March 2019):

- None

Fourth Quarter Deliverables (April 2019 – June 2019):

- None

Localities/Partners Served: New River Valley Region, NRV Metropolitan Planning Organization

Project Leader: Elijah Sharp, Deputy Executive Director

Funding Source and Estimated Hours: NRVMPO, 74 hours

Watershed Roundtable

Code: 303709

PROJECT DESCRIPTION

The Regional Commission continues to act as the coordinating entity for the New River Watershed Roundtable. The outcomes for this project are to provide administrative support to the Roundtable through quarterly meetings and website maintenance; to provide support for a regional watershed summit; and to provide support to citizen water quality monitoring projects and regional river clean-up projects.

PROJECT SCHEDULE & DELIVERABLES

Project duration: May 2018 – March 2019

First Quarter Deliverables (July 2018 – September 2018):

- Continue development of NR Watershed Roundtable website
- Assist in the administration of the ReNew the New clean-up event
- Coordinate, host, and conduct Quarterly Meeting
- Follow-up with tasks assigned at Quarterly Meeting

Second Quarter Deliverables (October 2018 – December 2018):

- Coordinate, host, and conduct Quarterly Meeting
- Follow-up with tasks assigned at Quarterly Meeting

Third Quarter Deliverables (January 2019 – March 2019):

- Coordinate, host, and conduct Quarterly Meeting
- Follow-up with tasks assigned at Quarterly Meeting

Fourth Quarter Deliverables (April 2019 – June 2019):

- None

Localities/Partners Served: NRV Region, DEQ, DGIF, Appalachian Power, Backcountry.com, Friends of Claytor Lake, Friends of Peak Creek, Friends of the New River, local outfitters, NRV Trout Unlimited, the ReNew the New Committee, and student organizations from Virginia Tech and Radford University

Project Leader: Michael Gottfredson, Regional Planner II

Funding Source and Estimated Hours: Virginia Department of Environmental Quality, 250 hours

**Development Corporation Assistance
Code: 303739**

PROJECT DESCRIPTION

The Regional Commission is partnering with the Development Corporation to provide general administrative services and also to manage the revolving loan fund. Historically the Commission was given a discount on rent; however, the services will be provided on a contractual basis beginning in FY19.

PROJECT SCHEDULE & DELIVERABLES

Project duration: July 2018 – June 2019

First Quarter Deliverables (July 2018 – September 2018):

- Maintain online building calendar and room reservations
- Receive ground shipments on behalf of absent tenants
- Provide daily wayfinding signage
- Ensure building lock-up
- Administer NRVDC small business revolving loan fund

Second Quarter Deliverables (October 2018 – December 2018):

- Maintain online building calendar and room reservations
- Receive ground shipments on behalf of absent tenants
- Provide daily wayfinding signage
- Ensure building lock-up
- Administer NRVDC small business revolving loan fund

Third Quarter Deliverables (January 2019 – March 2019):

- Maintain online building calendar and room reservations
- Receive ground shipments on behalf of absent tenants
- Provide daily wayfinding signage
- Ensure building lock-up
- Administer NRVDC small business revolving loan fund

Fourth Quarter Deliverables (April 2019 – June 2019):

- Maintain online building calendar and room reservations
- Receive ground shipments on behalf of absent tenants
- Provide daily wayfinding signage
- Ensure building lock-up
- Administer NRVDC small business revolving loan fund

Localities/Partners Served: Pulaski County, Development Corporation

Project Leader: Kevin Byrd, Executive Director

Funding Source and Estimated Hours: Development Corporation, 560 hours

VDOT Rural Transportation Program
Regional Technical Transportation Planning Assistance & Core Program Requirements
Code: 304019

PROJECT DESCRIPTION

The purpose of this work element is to provide transportation technical planning assistance, grant writing, and staff time to fulfill statewide planning and policy efforts. In addition, the Commission facilitates regional participation and consensus building on transportation-related issues through a continuing, comprehensive, and coordinated planning process. The Commission provides staff assistance to prepare agendas, presentation materials, and maintains supporting websites for two standing committees: 1) Transportation Technical Advisory Committee, and 2) Regional Transit Coordinating Council.

PROJECT SCHEDULE & DELIVERABLES

Project duration: July 2018 – June 2019

First Quarter Deliverables (July 2018 – September 2018):

- Launch Trail Counter(s) and prepare activity reports for participating localities
- Assist with Smart Scale applications
- Coordinate Multi-Regions Bicycle/Pedestrian Social (NRV and Roanoke Valley Alleghany regions)
- Attend and participate in local, regional, and statewide transportation related meetings
- Submit Quarterly Progress Report and Reimbursement Report

Second Quarter Deliverables (October 2018 – December 2018):

- Launch local and/or regional technical assistance project(s)
- Staff assistance/develop materials for 2 TAC and 1 RTCC meetings
- Coordinate Commonwealth Transportation Board Representative Meeting
- Attend and participate in local, regional, and statewide transportation related meetings
- Submit Quarterly Progress Report and Reimbursement Report

Third Quarter Deliverables (January 2019 – March 2019):

- Attend transportation related conferences and professional development workshops
- Retrieve local input and develop draft report(s) for technical assistance project
- Staff assistance/develop materials for 1 TAC and 1 RTCC meetings
- Attend and participate in local, regional, and statewide transportation related meetings
- Submit Quarterly Progress Report and Reimbursement Report

Fourth Quarter Deliverables (April 2019 – June 2019):

- Present outcomes to participating stakeholders, local councils/supervisors, and public
- Release and share technical assistance project outcomes as needed
- Review data as requested by VDOT throughout the fiscal year pertaining to: VTrans, functional classification, Virginia's Surface Transportation Plan, Park and Ride Lots Inventory/Study, bicycle and pedestrian planning, and freight planning.
- Staff assistance/develop materials for 1 TAC meeting
- Attend and participate in local, regional, and statewide transportation related meetings
- Submit Quarterly Progress Report and Reimbursement Report

Localities Served: NRV Region (non-urbanized areas), NRVMPPO, VDOT, and DRPT

Project Leader: Elijah Sharp, Deputy Executive Director

Funding Source and Estimated Hours: VDOT, local match, 1,175 hours

RIDE Solutions
Code: 305019

PROJECT DESCRIPTION

RIDE Solutions is a multi-regional program that provides ridesharing and alternative transportation modes to the residents of the New River Valley. The Roanoke Valley-Alleghany Regional Commission partners in execution of the program at the multi-region level across the Region 2000 LGC, West Piedmont PDC, and the NRVRC. The NRVRC is responsible for executing the program in the New River Valley. The goal of the program is to reduce the total number of trips taken in the region. For this region, the program focuses more on reaching commuters, particularly through their employers, and employers in their own right with information and technical assistance to invest in more sustainable and affordable transportation decision-making.

PROJECT SCHEDULE & DELIVERABLES

Project duration: July 2018 – June 2019

First Quarter Deliverables (July 2018 – September 2018):

- Montgomery Chamber expo
- VT CRC Annual Tenants' Picnic table
- Sustainability Week activities (Bike Valet, etc.)
- Bike Valet for Brew Do
- Monthly reporting to DRPT
- Contact with Workplace Partners (usually via e-mail newsy item)
- Quarterly report to NRV stakeholders

Second Quarter Deliverables (October 2018 – December 2018):

- Monthly reporting to DRPT
- Contact with Workplace Partners (usually via e-mail newsy item)
- Quarterly report to NRV stakeholders
- Some kind of chamber participation/networking (attendance at BAH, networking)

Third Quarter Deliverables (January 2019 – March 2019):

- DRPT application assistance (work program draft, budget revisions – if any)
- Monthly reporting to DRPT
- Contact with Workplace Partners (usually via e-mail newsy item)
- Quarterly report to NRV stakeholders
- Some kind of chamber participation/networking (attendance at BAH, networking)

Fourth Quarter Deliverables (April 2019 – June 2019):

- Ride Smart Celebration event planning
- Bike Valet for Fork & Cork
- MOU renewal with RVARC
- Budget spend down strategy and execution of, if needed
- Finalize work plan for next fiscal year
- Monthly reporting to DRPT
- Contact with Workplace Partners (usually via e-mail newsy item)
- Quarterly report to NRV stakeholders
- Some kind of chamber participation/networking (attendance at BAH, networking)

Localities/Partners Served: Locality all, University 2, local stakeholder more than 12

Project Leader: Christy Straight, Senior Planner

Funding Source and Estimated Hours: DRPT, local match, 610 hours

Economic Development Administration (EDA)
CEDS 2018/Economic Development District
Code: 306019

PROJECT DESCRIPTION

The EDA project includes a variety of tasks related to the functions of the NRVRC as an Economic Development District (EDD). Districts are designated by the US Economic Development Administration. As the regional EDD, the NRVRC receives support to perform the annual update to the regional Comprehensive Economic Development Strategy (CEDS) planning document that aligns with EDA-supported grant funding programs. In addition, the EDA planning partnership grant project provides support for NRVRC staff to undertake a variety of regional economic development planning and implementation projects as outlined in the CEDS, and as identified by other regional partner organizations. The EDA project funds staff time to support projects in the areas of economic development finance and entrepreneurship, data collection and analysis, and regional activities in support of economic development, workforce development, and related fields.

PROJECT SCHEDULE & DELIVERABLES

Project duration: July 2018-June 2019

First Quarter Deliverables (July 2018 – September 2018):

- Prepare consumer version of 2018 CEDS document (results of 2017-18 planning process)
- Collect data for CEDS outcomes tracking metrics and online data display of CEDS content
- Provide economic development technical assistance on request of local government partners

Second Quarter Deliverables (October 2018 – December 2018):

- Update content of CEDS document, including economic data sections (the 2019 CEDS is the scheduled 5-year complete update/overhaul of the CEDS document)
- Convene CEDS committee meetings for 2018-19 update process (3+ meetings total)
- Collect data for CEDS outcomes tracking metrics and online data display of CEDS content
- Provide economic development technical assistance on request of local government partners

Third Quarter Deliverables (January 2019 – March 2019):

- Update content of CEDS document, including results of CEDS committee process
- Convene CEDS committee meetings for 2018-19 update process (3+ meetings total)
- Develop layout for online version of CEDS document contents and update data tracking metrics for related online data dashboard website
- Provide economic development technical assistance on request of local government partners

Fourth Quarter Deliverables (April 2019 – June 2019):

- Upload CEDS metrics to data dashboard and online version of CEDS documents for public viewing
- Update/finalize five-year overhaul of complete CEDS document to meet EDA requirements
- Submit 2019 CEDS report update to EDA
- Provide economic development technical assistance on request of local government partners

Localities/Partners Served: New River Valley

Project Leader: Patrick O'Brien, Regional Planner II

Funding Source and Estimated Hours: EDA, local match, 2,295 hours

New River Valley HOME Consortium
Code: 308019

PROJECT DESCRIPTION

The HOME Program, established in 1990 by the Department of Housing and Urban Development (HUD), is the largest Federal block grant to State and local governments designed exclusively to create affordable housing for low to moderate-income households.

Funds are eligible for activities such as homeowner rehabilitation, new construction of single family or multi-family homes, acquisition of property, demolition of substandard housing, architectural fees, feasibility studies, homebuyer's counseling, and other finance-related costs.

PROJECT SCHEDULE & DELIVERABLES

Project duration: July 2018 – June 2019

First Quarter Deliverables (July 2018 – September 2018):

- Maintain project files in compliance with HUD regulations
- Attend bi-weekly staff meetings
- Participate in quarterly HOME Board meetings
- Assist in project development as needed

Second Quarter Deliverables (October 2018 – December 2018):

- Maintain project files in compliance with HUD regulations
- Attend bi-weekly staff meetings
- Participate in quarterly HOME Board meetings
- Assist in project development as needed
- Conduct any on-site monitoring visits
- Complete annual rental monitoring

Third Quarter Deliverables (January 2019 – March 2019):

- Maintain project files in compliance with HUD regulations
- Attend bi-weekly staff meetings
- Participate in quarterly HOME Board meetings
- Assist in project development as needed

Fourth Quarter Deliverables (April 2019 – June 2019):

- Maintain project files in compliance with HUD regulations
- Attend bi-weekly staff meetings
- Participate in quarterly HOME Board meetings
- Assist in project development as needed

Localities/Partners Served: NRV Region

Project Leader: Jennifer Wilsie, Senior Planner

Funding Source and Estimated Hours: HUD, 267 hours

Vibrant Communities Initiative
Prices Fork Food Center Grant Administration
Code: 310217

PROJECT DESCRIPTION

The purpose of this work element is to provide grant administration for Montgomery County under the Vibrant Communities Initiative program towards the comprehensive rehabilitation of the former Prices Fork Elementary School, in Montgomery County. The property will be repurposed in to the Old School Food Center, which will provide innovative economic development opportunities for new or expanding local food-based entrepreneurs. Once complete, the property will feature a commercial incubator kitchen, farm-to-table restaurant, retail market, craft brewery, and a business competition with support services.

PROJECT SCHEDULE & DELIVERABLES

Project duration: July 2018 – June 2019

First Quarter Deliverables (July 2018 – September 2018):

- Prepare and facilitate monthly Leadership Team meetings
- Submit monthly progress reports through CAMS
- Submit remittance requests as necessary

Second Quarter Deliverables (October 2018 – December 2018):

- Construction complete
- Track job creation beneficiaries
- Prepare and facilitate monthly Leadership Team meetings
- Submit remittance requests as necessary
- Assist with development of Business Competition Challenge
- Submit monthly progress reports through CAMS

Third Quarter Deliverables (January 2019 – March 2019):

- Assist with coordination of Furniture, Fixture, Equipment installation
- Assist with Grand Opening of Food Center
- Track job creation beneficiaries
- Manage Labor Compliance requirements
- Prepare and facilitate monthly Leadership Team meetings
- Submit monthly progress reports through CAMS
- Submit remittance requests as necessary

Fourth Quarter Deliverables (April 2019 – June 2019):

- Track job creation beneficiaries
- Manage Labor Compliance requirements
- Prepare and facilitate monthly Leadership Team meetings
- Submit monthly progress reports through CAMS
- Submit remittance requests as necessary
- Prepare for Final Compliance Review and Administrative Closeout

Localities/Partners Served: Montgomery County, Town of Blacksburg

Project Leader: Jennifer Wilsie, Senior Planner

Funding Source and Estimated Hours: VCI, 460 hours

**Appalachian Regional Commission
Prices Fork Food Center Grant Administration
Code: 310227**

PROJECT DESCRIPTION

The purpose of this project is to renovate the former kindergarten room and cafeteria/gymnasium of the Old Prices Fork Elementary School. The project re-uses an existing landmark to support the creation of a new, multi-use village center that will revitalize the rural agricultural community, as well as provide new resources and services that will strengthen and enrich the New River Valley.

The Commission will be administering this grant as applicant: handling all grant administration as well as sub-contracting with two additional project partners to complete the grant deliverables. Outcomes include the renovation of the former Prices Fork Elementary School into a shared-use commercial incubator kitchen and construct client/tenant spaces for food entrepreneurs. Benefits include the creation of 20 jobs, two businesses, and 25 businesses served or improved.

PROJECT SCHEDULE & DELIVERABLES

Project duration: July 2018 – June 2019

First Quarter Deliverables (July 2018 – September 2018):

- Work with Kitchen Consultant, Local Concepts LLC
- Manage Labor Compliance requirements
- Process invoices from third-party contracts as necessary
- Prepare and facilitate monthly Leadership Team meetings
- Submit monthly progress reports and remittance requests through CAMS
- Complete Interim Compliance Review with DHCD

Second Quarter Deliverables (October 2018 – December 2018):

- Prepare and facilitate monthly Leadership Team meetings
- Process invoices from third-party contracts as necessary
- Submit monthly progress reports and remittance requests through CAMS
- Assist with development of Business Competition Challenge
- Construction Complete

Third Quarter Deliverables (January 2019 – March 2019):

- Assist with coordination of Furniture, Fixture, Equipment installation
- Assist with Grand Opening of Food Center
- Track job creation beneficiaries
- Prepare and facilitate monthly Leadership Team meetings
- Process invoices from third-party contracts as necessary
- Submit monthly progress reports and remittance requests through CAMS

Fourth Quarter Deliverables (April 2019 – June 2019):

- Prepare and facilitate monthly Leadership Team meetings
- Process invoices from third-party contracts as necessary
- Submit monthly progress reports and remittance requests through CAMS
- Track job creation beneficiaries
- Prepare for Final Compliance Review and Administrative Closeout

Localities/Partners Served: Montgomery County, Town of Blacksburg

Project Leader: Jennifer Wilsie, Senior Planner

Funding Source and Estimated Hours: ARC, 190 hours

Smart Beginnings NRV Operations FY18-19

Code: 310317

PROJECT DESCRIPTION

The Smart Beginnings NRV Operations FY18-19 Grant primarily covers the work of the Smart Beginnings Coordinator from July 1 to December 31, 2018. Smart Beginnings works to advance school readiness throughout the New River Valley, so children can have a great start in life and reach their full potential. Strategic investment in our youngest citizens is essential to ensuring the New River Valley's future workforce is healthy and educated. Early childhood education and services have a huge impact on our current and future economic competitiveness.

PROJECT SCHEDULE & DELIVERABLES

Project duration: July 1, 2018 – December 31, 2018

First Quarter Deliverables (July 2018 – September 2018):

- Finalize data-sharing agreement w/ NRV School Divisions
- Complete the Interim NRV Early Childhood Regional Assessment
- Collaborate with First Steps to engage the broader early childhood network in sharing their expertise, insights, ideas, and stories
- Meet with the Leadership Council members as a group and individually for feedback and insights, then refine the Regional Assessment based on their feedback and insights
- Engage the Network Advisory Committee in the planning and execution of the Smart Beginnings Leadership Council Retreat
- Host a Leadership Council Retreat to discuss the challenges and gaps identified in the Regional Assessment, and brainstorm collaborative strategies to overcome challenges and fill gaps

Second Quarter Deliverables (October 2018 – December 2018):

- Create and coordinate work groups for each System Development Priority to further develop strategies and determine the best ways to measure impact
- Present the strategies and impact measures developed by each work group to the Leadership Council and Network Advisory Committee for feedback and ideas
- Complete the Final NRV Early Childhood Regional Assessment with strategies and impact measures
- Develop a compelling presentation to share the Regional Assessment findings and Smart Beginnings strategies with the broader community
- Give presentations to partners and stakeholders
- Develop press release and engage media
- Develop social media calendar and content

Third Quarter Deliverables (January 2019 – March 2019):

- None

Fourth Quarter Deliverables (April 2019 – June 2019):

- None

Localities/Partners Served: NRV Region

Project Leader: Meghan Pfeleiderer, Smart Beginnings Coordinator

Funding Source and Estimated Hours: Virginia Early Childhood Foundation, 1,010 hours

ARC/EDA Manufacturing Mapping Code: 310338

PROJECT DESCRIPTION

As part of a regional collaboration among planning organizations in Kentucky, Virginia, and West Virginia, the New River Valley Regional Commission is creating a GIS database of advanced manufacturing clusters within its jurisdiction. This database will comprise not only the location of firms but substantial non-spatial economic information which is critical to companies, developers, and localities. The integration of the region's advanced manufacturing geographic and business data across a single platform will support the identification of both assets and needs in the industry and the workforce.

The project has several lasting effects beyond the immediate deliverable of the GIS database of advanced manufacturing firms. These include: promoting market awareness of the New River Valley, attracting new business to the area; helping to prepare and ensure a qualified workforce; and creating better connections between firms up and down the supply chain in central Appalachia.

PROJECT SCHEDULE & DELIVERABLES

Project duration: July 2018 – December 2018

First Quarter Deliverables (July 2018 – September 2018):

- Deliver surveys to Tier 1 firms that have not yet responded
- Enter all survey data
- Do a quality assurance check of all photographs and previously entered data

Second Quarter Deliverables (October 2018 – December 2018):

- Continue entering survey data as it is received
- Finalize all updated data for delivery to and integration with larger cross-state database
- Create and publish an interactive web map displaying manufacturer data

Third Quarter Deliverables (January 2019 – March 2019):

- None

Fourth Quarter Deliverables (April 2019 – June 2019):

- None

Localities/Partners Served: All localities in the New River Valley

Project Leader: Kristie Warack, Data Systems Manager

Funding Source and Estimated Hours: Appalachian Regional Commission/Economic Development Administration, 170 hours

NRVMPO 2045 Long-Range Transportation Plan Update

Code: 310408

PROJECT DESCRIPTION

The purpose of this project is to update the New River Valley Metropolitan Organization's Long-Range Transportation Plan (LRTP). The plan update will provide consideration of all modes of transportation and shall be continuing, cooperative, and comprehensive to the degree appropriate, based on the complexity of transportation problems to be addressed. In general, the planning process shall provide for the establishment and use of a performance-based approach to transportation decision making to support national and statewide goals. The planning horizon will be updated to 2045.

PROJECT SCHEDULE & DELIVERABLES

Project duration: April 2018 – September 2020

First Quarter Deliverables (July 2018 – September 2018):

- Compile and review existing plans, studies, and data
- Develop a public outreach strategy
- Develop a project website
- Prepare a video on LRTP purpose and process
- Prepare quarterly progress report and invoice

Second Quarter Deliverables (October 2018 – December 2018):

- Launch on-going public input methodology (i.e. web comments, email, social media, etc.)
- Public Open House – review key 2040 planning goals and 2045 planning process
- Prepare quarterly progress report and invoice

Third Quarter Deliverables (January 2019 – March 2019):

- Identify performance measures and goals
- Prepare a video on progress since last LRTP update (i.e. projects accomplished or in pipeline)
- Identify network deficiencies for passenger vehicles, bicyclists, pedestrians, and public transit
- Prepare quarterly progress report and invoice

Fourth Quarter Deliverables (April 2019 – June 2019):

- Review and confirm hotspots and needs analysis
- Update TAZ boundary data with participating localities 1-on-1 (as needed)
- Prepare quarterly progress report and invoice

Localities/Partners Served: New River Valley Region, NRV Metropolitan Planning Organization

Project Leader: Elijah Sharp, Deputy Executive Director

Funding Source and Estimated Hours: NRVMPO, 500 hours

VECF Innovative Partnership Grant Code:

PROJECT DESCRIPTION

Smart Beginnings works to advance school readiness throughout the New River Valley, so our children can have a great start in life and reach their full potential. If awarded, the Smart Beginnings NRV Innovative Partnerships Grant Proposal FY18-19 will cover NRVRC team time to support the work of the Smart Beginnings Coordinator and NRVRC team thru June 30, 2019.

PROJECT SCHEDULE & DELIVERABLES

Project duration: Sept 1, 2018 – June 30, 2018

First Quarter Deliverables (July 2018 – September 2018):

- Complete the Interim NRV Early Childhood Regional Assessment
- Support the planning and execution of the Leadership Council Retreat

Second Quarter Deliverables (July 2018 – September 2018):

- Complete the Final NRV Early Childhood Regional Assessment

Third Quarter Deliverables (January 2019 – March 2019):

- Quality Early Childhood Services Awareness Campaign Development & Implementation
 - Campaign development
 - Campaign outreach materials for each target audience (parents, policymakers, current and potential funders)
 - Campaign engagement (quality early childhood service providers, community leaders, employers, media, hospitals, pediatricians, libraries and baby stores)
 - Campaign implementation with Team
- NRV School Readiness Action Plan Development
 - Develop the NRV School Readiness Action Plan with Virginia Quality (VQ) and the Alliance for Better Childcare Strategies (ABCs)
 - Host Leadership Council meetings focused on identifying the partners and resources needed to successfully implement strategies
 - Secure needed partners, establish partner roles/responsibilities and shared goals, and continuously communicate and coordinate to drive progress
 - Finalize the NRV School Readiness Action Plan

Fourth Quarter Deliverables (April 2019 – June 2019):

- NRV School Readiness Action Plan Implementation
 - Potential Strategies for Quality Early Childhood Services Expansion: grant writing, fundraising, advocacy, and program development
 - Potential Strategies for Developing & Supporting the Early Childhood Workforce: grant writing, fundraising, advocacy, and program development
- FY 18-19 Year-End
 - Develop the Smart Beginnings FY 18-19 Year-End Report with impact measures to evaluate the outcomes of specific strategies and inform future efforts
 - Coordinate the Smart Beginnings NRV Annual Meeting to present progress and determine "next steps" for FY 19-20

Localities/Partners Served: NRV Region

Project Leader: Meghan Pfleiderer, Smart Beginnings Coordinator

Funding Source and Estimated Hours: Virginia Early Childhood Foundation, 1,445 hours

Pulaski County Parks and Recreation Master Plan
Code: 302248

PROJECT DESCRIPTION

The purpose of this work element is to create the first Parks and Recreation Plan for Pulaski County. The plan will identify specific recommendations utilizing a 20-year planning horizon. Work plan deliverables include a public survey, developing an inventory of existing facilities and programs, internal organization review, and compiling a master plan.

PROJECT SCHEDULE & DELIVERABLES

Project duration: June 2017 – September 2018

First Quarter Deliverables (July 2018 – September 2018):

- Develop conceptual planning sketches and cost estimates for top 3 facility priorities
- Create draft of Master Plan
- Host a public meeting
- Review draft with Master Plan Committee and staff
- Finalize draft and present to Board of Supervisors

Second Quarter Deliverables (October 2018 – December 2018):

- None

Third Quarter Deliverables (January 2019 – March 2019):

- None

Fourth Quarter Deliverables (April 2019 – June 2019):

- None

Localities/Partners Served: Pulaski County

Project Leader: Elijah Sharp, Deputy Executive Director

Funding Source and Estimated Hours: Appalachian Regional Commission, County, 50 hours

Town of Floyd Comprehensive Zoning Ordinance Update

Code: 302268

PROJECT DESCRIPTION

Town of Floyd is undertaking the rewrite of the Zoning Ordinance which was adopted in 2009. This rewrite will allow the Town to expand allowable uses in various zoning districts, develop special requirements for certain uses, add dimensional standards, revise parking requirements, and simplify the layout and contents for navigation and administration. The undertaking will also include additions and changes to the site development requirements, compliance with new state and federal regulations, and reorganization and reformatting of the zoning ordinance.

PROJECT SCHEDULE & DELIVERABLES

Project duration: July 2018 – June 2019

First Quarter Deliverables (July 2018 – September 2018):

- Initial Review and Coordination
- Meet with Town Council and Planning Commission to identify priorities and preliminary findings of the initial review

Second Quarter Deliverables (October 2018 – December 2018):

- Prepare draft revision of each section of the Zoning Ordinance and present draft revisions to the Planning Commission on a monthly basis
- Prepare Summary of Changes of sections being presented
- Update documents per feedback
- Present updates to Town Council on quarterly basis to update them on the progress of the revision and also to seek their input
- Modify the draft documents per Planning Commission and Town Council input

Third Quarter Deliverables (January 2019 – March 2019):

- Present updated sections to the Planning Commission
- Prepare summary of changes
- Present Quarterly Report to Town Council
- Modify the draft documents per Planning Commission and Town Council input
- Coordinate with Town staff to solicit community input and participation

Fourth Quarter Deliverables (April 2019 – June 2019):

- Summarize public feedback and share with Planning Commission and Town Council
- Present Final Updated Zoning Ordinance to Planning Commission for their recommendation to approve
- Present Final Updated Zoning Ordinance to Town Council for their adoption.

Localities/Partners Served: Town of Floyd

Project Leader: Aphi Fancon, Senior Planner

Funding Source and Estimated Hours: Town of Floyd and ARC, 290 hours

Montgomery County Village Planning Visualizations

Code: 302338(9)

PROJECT DESCRIPTION

The purpose of this project is to provide conceptual planning visualizations to support the Comprehensive Plan update of Montgomery County, and align with community input needs. Commission staff will provide a combination of street-level, typical sections, and plan-view renderings, as requested by County staff. The work will be used to clearly describe what community needs are in a highly visual and modern plan format.

PROJECT SCHEDULE & DELIVERABLES

Project Duration: April 2018-September 2018

Note: schedule as requested by Montgomery County staff, coordinated with the NRVRC.

Concept Sketching Deliverables

- General research, communication, and travel
- Perform site reconnaissance and collect photos
- Concept sketching, trace paper overlaying photos

Concept Production-High Resolution Visualizations Deliverables

- Overhead plan-view, architectural styled visualization
- Street-level perspective visualization
- Typical section conceptual visualization

Conceptual Planning Integration Deliverables

- Poster and/or publication quality illustrative combinations that integrate two or more complete selections from concept production

Localities/Partners Served: Montgomery County

Project Leader: Michael Gottfredson, Regional Planner II

Funding Source and Estimated Hours: Virginia Department of Environmental Quality, 625 hours

**Rocky Knob
Code: 303193**

PROJECT DESCRIPTION

The mission of Blue Ridge Heritage, Inc., which is the non-profit delivering the Rocky Knob project, is to promote education and economic development through place-based programs related to the natural and cultural heritage of the Blue Ridge Region of Southwestern Virginia. The project is a joint effort between Floyd County and Patrick County. The non-profit received federal funding in 2008 to construct a visitor's/educational center along the Blue Ridge Parkway. The Commission serves as the grant administrator for the federal funds while the Virginia Department of Transportation monitors the grant activity through their Locally Administered Projects program. Recently, Blue Ridge Heritage utilized grant funds to purchase property to locate the visitor/education center and is currently working with land development professionals on site design for construction purposes.

PROJECT SCHEDULE & DELIVERABLES

Project duration: February 2009 – Unknown

First Quarter Deliverables (July 2018 – September 2018):

- Advise Blue Ridge Heritage, Inc. (BRH) Board of Directors regarding grant management protocol
- Submit quarterly reports to VDOT updating project activities
- Submit payment requests to VDOT for reimbursement on project activities
- Advise BRH Board of Directors on final site design protocol

Second Quarter Deliverables (October 2018 – December 2018):

- Advise Blue Ridge Heritage, Inc. (BRH) Board of Directors regarding grant management protocol
- Submit quarterly reports to VDOT updating project activities
- Submit payment requests to VDOT for reimbursement on project activities
- Advise BRH Board members procurement process for construction of site improvements

Third Quarter Deliverables (January 2019 – March 2019):

- Advise Blue Ridge Heritage, Inc. (BRH) Board of Directors regarding grant management protocol
- Submit quarterly reports to VDOT updating project activities
- Submit payment requests to VDOT for reimbursement on project activities
- Review and monitor procurement process for construction of site improvements

Fourth Quarter Deliverables (April 2019 – June 2019):

- Advise Blue Ridge Heritage, Inc. (BRH) Board of Directors regarding grant management protocol
- Submit quarterly reports to VDOT updating project activities
- Submit payment requests to VDOT for reimbursement on project activities
- Conduct Davis Bacon Wage Compliance on construction of site improvements

Localities/Partners Served: Floyd County

Project Leader: Kevin Byrd, Executive Director

Funding Source and Estimated Hours: VDOT, National Park Service, other State funds, 40 hours

Pulaski County Planning Director Technical Assistance
Code: 303698

PROJECT DESCRIPTION

Regional Commission Staff is providing interim staff support to Pulaski County to conduct planning and zoning services. The duties include providing subdivision plat, site plan and development reviews, and analyzing and preparing staff reports for zoning, special use and variance requests. Other supporting tasks include attending meetings for County projects, zoning verification, permit reviews, site visits, and coordinating communications between various agencies.

PROJECT SCHEDULE & DELIVERABLES

Project duration: July 2018 – September 2018

First Quarter Deliverables (July 2018 – September 2018):

- Prepare Staff Reports for Board of Zoning Appeals and Planning Commission
- Attend and present staff reports at Planning Commission, Board of Zoning Appeals and Board of Supervisors
- Site Plan review
- Subdivision review for commercial, industrial and residential plats
- Sign Permit reviews
- Attend meetings for County projects
- Research and response to various queries from staff, residents and applicants
- Site visits
- Communication and coordination with other agencies with regard to current County projects

Second Quarter Deliverables (October 2018 – December 2018):

- None

Third Quarter Deliverables (January 2019 – March 2019):

- None

Fourth Quarter Deliverables (April 2019 – June 2019):

- None

Localities/Partners Served: Pulaski County

Project Leader: Aphi Fancon, Senior Planner

Funding Source and Estimated Hours: Pulaski County, 150 hours

Virginia Department of Housing and Community Development
Pulaski Community Youth Center CDBG Planning Grant
Code: 303719

PROJECT DESCRIPTION

The purpose of this work element is to provide grant administration for Pulaski County under the Community Development Block Grant program towards marketing research, feasibility, needs assessment and conceptual design for the Pulaski Community Youth Center, a Pulaski-based non-profit providing after school care for school-aged youth in the County.

PROJECT SCHEDULE & DELIVERABLES

Project duration: July 2018 – June 2019

First Quarter Deliverables (July 2018 – September 2018):

- Needs Assessment, Market Feasibility study
- Advertise RFP for Business Plan consultant
- Prepare and facilitate monthly Leadership Team meetings
- Submit monthly progress reports through CAMS
- Submit remittance requests as necessary

Second Quarter Deliverables (October 2018 – December 2018):

- Create operational, maintenance, and staffing plan
- Create fee structure and sustainability plan
- Advertise RFP for A/E services
- Work with A/E on conceptual design
- Prepare and facilitate monthly Leadership Team meetings
- Submit remittance requests as necessary
- Submit monthly progress reports through CAMS
- Determine whether County will apply for competitive CDBG funding

Third Quarter Deliverables (January 2019 – March 2019):

- Prepare project budget
- Create 5-year operating pro forma
- Prepare and facilitate monthly Leadership Team meetings
- Submit monthly progress reports through CAMS
- Submit remittance requests as necessary

Fourth Quarter Deliverables (April 2019 – June 2019):

- None

Localities/Partners Served: Pulaski County

Project Leader: Jennifer Wilsie, Senior Planner

Funding Source and Estimated Hours: CDBG, 130 hours

**Town of Rich Creek VDOT Transportation Alternatives Grant Phase 3 Grant Administration
Code: 310156**

PROJECT DESCRIPTION

The purpose of this project is to assist the Town of Rich Creek with the grant administration of Phase III of their VDOT MAP-21 Transportation Alternatives Set-aside grant.

PROJECT SCHEDULE & DELIVERABLES

Project duration: January 2016 – June 2019

First Quarter Deliverables (July 2018 – September 2018):

- Collect and compile data for cost reimbursement(s)
- Serve as the primary interface between the Town and VDOT pertaining to grant administration
- Coordinate and attend meetings (as needed)
- Prepare and submit monthly reimbursement requests
- Prepare quarterly project status reports

Second Quarter Deliverables (October 2018 – December 2018):

- Perform Davis-Bacon documentation (as required)
- Collect and compile data for cost reimbursement(s)
- Serve as the primary interface between the Town and VDOT pertaining to grant administration
- Coordinate and attend meetings (as needed)
- Prepare and submit monthly reimbursement requests
- Prepare quarterly project status reports

Third Quarter Deliverables (January 2019 – March 2019):

- Perform Davis-Bacon documentation (as required)
- Collect and compile data for cost reimbursement(s)
- Serve as the primary interface between the Town and VDOT pertaining to grant administration
- Coordinate and attend meetings (as needed)
- Prepare and submit monthly reimbursement requests
- Prepare quarterly project status reports

Fourth Quarter Deliverables (April 2019 – June 2019):

- Perform Davis-Bacon documentation (as required)
- Collect and compile data for cost reimbursement(s)
- Serve as the primary interface between the Town and VDOT pertaining to grant administration
- Coordinate and attend meetings (as needed)
- Prepare and submit monthly reimbursement requests
- Prepare quarterly project status reports

Localities/Partners Served: Town of Rich Creek

Project Leader: Michael Gottfredson, Regional Planner II

Funding Source and Estimated Hours: VDOT Transportation Alternatives Set-aside Grant, 80 hours

**Radford ACCE
Code: 310348**

PROJECT DESCRIPTION

The Purpose of this work element is to assist New River Community College with the grant administration of the Radford ACCE grant from Appalachian Regional Commission. Over the course of the project, Commission staff will prepare and submit reimbursement requests, facilitate stakeholder communications, and other assistance as requested.

PROJECT SCHEDULE & DELIVERABLES

Project duration: July 2018 – May 2019

First Quarter Deliverables (July 2018 – September 2018):

- Serve as primary point-of-contact for project administration on behalf of NRCC
- Prepare and submit reimbursement requests
- Prepare project status reports

Second Quarter Deliverables (October 2018 – December 2018):

- Serve as primary point-of-contact for project administration on behalf of NRCC
- Assist County with procurement of construction services
- Prepare and submit reimbursement requests
- Prepare project status reports

Third Quarter Deliverables (January 2019 – March 2019):

- Serve as primary point-of-contact for project administration on behalf of NRCC
- Prepare and submit reimbursement requests, if needed
- Prepare project status reports, if needed

Fourth Quarter Deliverables (April 2019 – June 2019):

- Serve as primary point-of-contact for project administration on behalf of NRCC
- Prepare and submit final reimbursement requests
- Prepare final project status reports

Localities/Partners Served: New River Community College

Project Leader: Christy Straight, Senior Planner

Funding Source and Estimated Hours: Appalachian Regional Commission, NRCC, 30 hours

Pulaski Business District Revitalization Project- CDBG Administration
Code: 310368

PROJECT DESCRIPTION

NRVRC provides administrative support and technical assistance to complete this CDBG Community Improvement Grant, which implements recommended physical improvements to the downtown area of the Town of Pulaski. The overarching project goal involves encouraging business development and improved economic vitality in the Town. The project includes development of engineering specifications and subsequent construction of improvements to streetscapes, buildings and public spaces as specified in recent master planning documents, to be completed by Town public works staff and construction contractors.

NRVRC staff support the Town of Pulaski to coordinate project management activities to complete these activities, and assist in reporting and administrative requirements of the Department of Housing and Community Development for this CDBG program. NRVRC also provides technical assistance to the Town and partner organizations to implement economic development and small business development priorities to support a successful business environment in the downtown area.

PROJECT SCHEDULE & DELIVERABLES

Project duration: October 2017 – December 2019

First Quarter Deliverables (July 2018 – September 2018):

- Management team meetings monthly
- Track/submit DHCD administrative reports
- Assist with contract negotiations with DHCD

Second Quarter Deliverables (October 2018 – December 2018):

- Management team meetings monthly
- Track/submit DHCD administrative reports
- Economic development technical assistance reports as necessary

Third Quarter Deliverables (January 2019 – March 2019):

- Management team meetings monthly
- Track/submit DHCD administrative reports
- Assist with construction contractor bid process
- Economic development technical assistance reports as necessary

Fourth Quarter Deliverables (April 2019 – June 2019):

- Management team meetings monthly
- Track/submit DHCD administrative reports
- Assist with construction contractor bid process
- Economic development technical assistance reports as necessary

Localities/Partners Served: Town of Pulaski, Pulaski County

Project Leader: Patrick O'Brien, Regional Planner II

Funding Source and Estimated Hours: Department of Housing and Community Development, 750 hours

Narrows Business District Revitalization Project- CDBG Administration
Code: 310378

PROJECT DESCRIPTION

NRVRC provides administrative support and technical assistance to complete this CDBG Community Improvement Grant, which implements recommended physical improvements to the downtown area of the Town of Narrows. The overarching project goal involves encouraging business development and improved economic vitality in the Town. The project includes development of engineering specifications and subsequent construction of improvements to streetscapes, buildings and public spaces as specified in recent master planning documents, to be completed by Giles County public works staff and construction contractors.

NRVRC staff support the Town of Narrows to coordinate project management activities to complete these activities, and assist in reporting and administrative requirements of the Department of Housing and Community Development for this CDBG program. NRVRC also provides technical assistance to the Town and partner organizations to implement economic development and small business development priorities to support a successful business environment in the downtown area.

PROJECT SCHEDULE & DELIVERABLES

Project duration: January 2018 – December 2019

First Quarter Deliverables (July 2018 – September 2018):

- Management team meetings monthly
- Track/submit DHCD administrative reports
- Assist with contract negotiations with DHCD

Second Quarter Deliverables (October 2018 – December 2018):

- Management team meetings monthly
- Track/submit DHCD administrative reports
- Economic development technical assistance reports as necessary

Third Quarter Deliverables (January 2019 – March 2019):

- Management team meetings monthly
- Track/submit DHCD administrative reports
- Economic development technical assistance reports as necessary

Fourth Quarter Deliverables (April 2019 – June 2019):

- Management team meetings monthly
- Track/submit DHCD administrative reports
- Assist with construction contractor bid process
- Economic development technical assistance reports as necessary

Localities/Partners Served: Town of Narrows, Giles County

Project Leader: Patrick O'Brien, Regional Planner II

Funding Source and Estimated Hours: Department of Housing and Community Development, Appalachian Regional Commission 580 hours

Radford University Hazard Mitigation Plan Update

Code: 310388

PROJECT DESCRIPTION

This plan will ensure areas of vulnerability are identified and evaluated with respect to threats presented and proposed opportunities for mitigation. The Radford University Hazard Mitigation Plan update will provide a comprehensive update of natural and man-made hazards for the university's properties and establish mitigation strategies that better prepare the community. The scope of this project is to update the existing mitigation plan and completing the following tasks:

1. Development of the Radford hazard mitigation plan to include the following benchmark activities:
 - a) inventory of assets,
 - b) updating the HIRA,
 - c) developing goals and strategies and drafting and revising the plan;
 - d) submitting the plan and coordinating with reviewing agencies VDEM and FEMA; and
 - e) assistance with plan adoption.
2. Resource coordination with university staff, project team, community stakeholders, and other project participants;
3. Facilitation for the advisory committee meetings and other meetings as needed;
4. Grant reporting support.

PROJECT SCHEDULE & DELIVERABLES

Project duration: June 2018 – August 2019

First Quarter Deliverables (July 2018 – September 2018):

- University Advisory Committee creation
- UAC meetings
- Committee facilitation & coordination
- Campus resource coordination

Second Quarter Deliverables (October 2018 – December 2018):

- Campus resource coordination
- Identify & profile all potential hazards
- Inventory campus physical assets (data collection)
- Assess risks/vulnerability of likely hazards
- Summarize vulnerability/risk statements
- Document planning process
- Prioritize likely hazards, develop analysis narrative

Third Quarter Deliverables (January 2019 – March 2019):

- Draft HIRA for UAC review
- Identify mitigation plan goals
- Identify and analyze mitigation actions
- Assess university and other capabilities for mitigation

Fourth Quarter Deliverables (April 2019 – June 2019):

- Draft plan narrative for UAC review
- Complete final draft plan
- Draft out for UAC review
- Revisions and submission to VDEM

Localities/Partners Served: Radford University

Project Leader: Christy Straight, Senior Planner

Funding Source and Estimated Hours: Radford University and Virginia Department of Emergency, 580 hours

Floyd County Industrial Access Grant Administration
Code: 310419

PROJECT DESCRIPTION

Floyd County is expanding the Floyd Regional Commerce Center roadway with 960 linear feet of access road plus an industrial cul-de-sac (total of 1,105 feet) and pedestrian/bike path, into a 51-acre property, with funds granted by the Appalachian Regional Commission and administered through VDOT. The project also includes utility extension funded by Tobacco Commission. The Commission will provide grant administrative services to assist the County with funding received to expand an industrial access roadway and public utilities. In addition, the Commission will ensure Davis-Bacon prevailing wage requirements and other equal opportunity requirements are met as defined by County.

PROJECT SCHEDULE & DELIVERABLES

Project duration: July 2018 – June 2022

First Quarter Deliverables (July 2018 – September 2018):

- Assist County with the Request to Administer Form
- Develop anticipated project schedule
- Align funding sources and schedules
- VDOT quarterly performance report
- Complete grant award and contract process
- Coordination and communications with grantors

Second Quarter Deliverables (October 2018 – December 2018):

- VDOT quarterly performance report
- Developing draft Requests for Proposals (RFPs)
- Coordinating engineering consultant interviews
- Management of budget documentation
- Coordination and communications with grantors

Third Quarter Deliverables (January 2019 – March 2019):

- Procure Consultant
- Prepare preliminary environmental submission
- Hold Kick-off Meeting/ Pre-scoping meeting with VDOT
- Management of budget documentation
- Monthly communication with project manager (consultant PE)
- Data collection and compilation for cost reimbursements
- VDOT quarterly performance report
- Coordination and communications with grantors

Fourth Quarter Deliverables (April 2019 – June 2019):

- Management of budget documentation
- Monthly communication with project manager (consultant PE)
- Data collection and compilation for cost reimbursements
- Coordinate and attend monthly meetings
- VDOT quarterly performance report
- Coordination and communications with grantors

Localities/Partners Served: Floyd County

Project Leader: Christy Straight, Senior Planner

Funding Source and Estimated Hours: ARC, Tobacco Commission, 210 hours

**Appalachian Regional Commission
Christiansburg Downtown Planning Grant
Code: 310429**

PROJECT DESCRIPTION

The Regional Commission will be administering a \$70,000 planning grant on behalf of the Town of Christiansburg, funded by the Appalachian Regional Commission and Town funds.

This project will facilitate community engagement, a detailed analysis of the Christiansburg's three commercial areas, and create business development and design strategies in an effort to plan thoughtful future development for the areas of Cambria, Midtown, and Downtown Christiansburg, drawing residents and guests to visit and increasing economic vitality of the Town.

PROJECT SCHEDULE & DELIVERABLES

Project duration: July 2018 – June 2019

First Quarter Deliverables (July 2018 – September 2018):

- Execute ARC Contract
- Facilitate regular stakeholder meetings
- Manage project timeline
- Submit remittance requests as necessary
- Submit monthly reports in CAMS

Second Quarter Deliverables (October 2018 – December 2018):

- Community/Focus Group Engagement Part I
- Procure third-party consultants
- Facilitate regular stakeholder meetings
- Manage project timeline
- Submit remittance requests as necessary
- Submit monthly reports in CAMS

Third Quarter Deliverables (January 2019 – March 2019):

- Begin evaluation/analysis of commercial centers
- Coordinate with A/E firm on tasks, timeline, and deliverables
- Facilitate regular stakeholder meetings
- Manage project timeline
- Submit remittance requests as necessary
- Submit monthly reports in CAMS

Fourth Quarter Deliverables (April 2019 – June 2019):

- Community/Focus Group Engagement Part II
- Draft summary report of community engagement
- Coordinate with A/E firm on tasks, timeline, and deliverables
- Facilitate regular stakeholder meetings
- Manage project timeline
- Submit remittance requests as necessary
- Submit monthly reports in CAMS

Localities/Partners Served: Town of Christiansburg

Project Leader: Jennifer Wilsie, Senior Planner

Funding Source and Estimated Hours: ARC, 730 hours

Pulaski County Comprehensive Plan Update

Code:

PROJECT DESCRIPTION

Pulaski County is in the process of updating their Comprehensive Plan, which was most recently complete in 2013. The state of Virginia requires that the Planning Commission review and update the document at least every 5 years. This process allows the County to assess the changes that has occurred within the County since the last update, evaluate current issues and practices, and adapt to changing state and other regulations.

PROJECT SCHEDULE & DELIVERABLES

Project duration: July 2018 – June 2019

First Quarter Deliverables (July 2018 – September 2018):

- None

Second Quarter Deliverables (October 2018 – December 2018):

- Ten (10) traditional-style public meetings. Develop display boards and methods for open input from local residents. Each meeting should last approximately 2-hours.

Third Quarter Deliverables (January 2019 – March 2019):

- Two (2) block party-style meetings. Coordinate one event in the fall of 2018 and one in the spring of 2019. Gather stories and local values at this celebratory event. Food and/or prizes may be provided at additional expense to the County. Each event should last 2-3 hours.
- One (1) charrette-style meeting. Coordinate a two-day event in the winter of 2018 encourage group dialog and spark conversations that affirm goals and prioritize action items. This event should last 1½ – 2 days.

Fourth Quarter Deliverables (April 2019 – June 2019):

- Ten (10) digital storytelling interviews. Develop 1-2 minute-long videos that capture stories on video or audio recordings. The clips will be integrated in to the project website and presentation materials.

Localities/Partners Served: Pulaski County

Project Leader: Aphi Fancon, Senior Planner

Funding Source and Estimated Hours: Giles County and ARC, 610 hours

Town of Pulaski Land Development Procedures Manual

Code:

PROJECT DESCRIPTION

Town of Pulaski has expressed the need to create a guide to outline the requirements and processes for land development, standard operating procedures and project tracking within the Town. This will provide property owners, developers, engineers and public a clear understanding of the development processes and will make the procedures smooth for applicants and reviewers to ensure compliance with all federal, state and local regulations.

PROJECT SCHEDULE & DELIVERABLES

Project duration: July 2018 – June 2019

First Quarter Deliverables (July 2018 – September 2018):

- Initial Review and Coordination
 - NRVRC staff will meet with Town staff that are involved with reviewing and permitting of site plans which includes staff within Planning, Engineering, Building, Code Enforcement, Public Works and Fire departments.
 - Gather information and materials regarding the different site plan processes currently in use.

Second Quarter Deliverables (October 2018 – December 2018):

- Site Plan Procedures
 - Categorize projects into major and minor site plans
 - Establish process for each type of site plan
 - Design flow chart of processes for staff and developers/property owners
 - Submittal requirements
- Progress and review meeting with Development Review Team

Third Quarter Deliverables (January 2019 – March 2019):

- Subdivision and Platting procedures
 - Minor Subdivision process
 - Submittal Requirements for Minor subdivisions
 - Preliminary Plat process
 - Final Plat Process
 - Submittal Requirements
 - Plat Approval and Recording
- Zoning Map Change procedures
- Planned Unit Development Procedures
 - Submittal Requirements
 - Review Process
 - Official Action and/or Development Order
 - Procedures for Modifications

Fourth Quarter Deliverables (April 2019 – June 2019):

- Preferred Landscaping Materials Guide
- Sign Guidelines
- Progress and review meeting with Development Review Team
- Update document per feedback and finalize document

Localities/Partners Served: Town of Pulaski

Project Leader: Aphi Fancon, Senior Planner

Funding Source and Estimated Hours: Town of Pulaski and ARC, 360 hours

Town of Pembroke CDBG Planning Grant Code:

PROJECT DESCRIPTION

The NRVRC is assisting the Town of Pembroke with a downtown revitalization planning grant to identify top priority projects for improvements to the downtown area. The grant seeks to develop outdoor recreation amenities related to the New River.

The planning grant project works to engage citizens in the Town to identify community needs, prioritize projects, and develop strategies to support downtown redevelopment and economic vitality. NRVRC is assisting the Town with grant administration tasks required by the Department of Housing and Community Development.

PROJECT SCHEDULE & DELIVERABLES

Project Duration: TBD

First Quarter Deliverables (July 2018-September 2018)

- Monthly Management Meetings
- Correspondence between Town, DHCD
- Remittance Request, as needed

Second Quarter Deliverables (October 2018-December 2018)

- Monthly Management Meetings
- Correspondence between Town, DHCD
- Remittance Request, as needed

Third Quarter Deliverables (January 2019-March 2019)

- Monthly Management Meetings
- Correspondence between Town, DHCD
- Remittance Request, as needed

Fourth Quarter Deliverables (April 2019-June 2019)

- Monthly Management Meetings
- Correspondence between Town, DHCD
- Remittance Request, as needed

Localities/Partners Served: Town of Pembroke

Project Leader: Michael Gottfredson, Regional Planner II

Funding Source and Estimated Hours: DHCD, 210 hours

One Care Southwest Virginia Technical Assistance Code:

PROJECT DESCRIPTION

The purpose of this project is to support One Care of Southwest Virginia with the development of a comprehensive strategic plan/sustainability plan. One Care of Southwest Virginia began in 2009 when community leaders began to take a stronger approach and more unified voice on the substance abuse issues affecting Virginia's great southwest. Today, One Care of SWVA serves a consortium of 16 substance abuse coalitions working throughout 21 counties and cities in the region.

PROJECT SCHEDULE & DELIVERABLES

Project duration: April 2018 – September 2020

First Quarter Deliverables (July 2018 – September 2018):

- None

Second Quarter Deliverables (October 2018 – December 2018):

- Execute agreement with One Care of Southwest Virginia
- Develop public outreach strategies
- Conduct program research and compile data
- Perform data analysis
- Purchase web domain

Third Quarter Deliverables (January 2019 – March 2019):

- Coordinate initial public meetings/outreach
- Develop three case studies and research best practices
- Develop draft data visualizations
- Present draft content to partners
- Amend content based on client needs

Fourth Quarter Deliverables (April 2019 – June 2019):

- Develop supporting project website
- Incorporate planning outcomes and short-term strategies
- Coordinate final public meeting/outreach
- Present product(s) as needed

Localities/Partners Served: Southwest Virginia

Project Leader: Kevin Byrd, Executive Director

Funding Source and Estimated Hours: One Care of Southwest Virginia, 190 hours

Workforce Fiscal Agent
Code: 303229

PROJECT DESCRIPTION

Provide financial support to the Workforce Development Board by maintaining an accounting of revenue and expenditures for all Workforce Innovation and Opportunity Act (WIOA) and other funds allocated to the local workforce area. Responsible for fund receipt, disbursement, reconciliation and reporting. Provide payroll and benefit administration services to Workforce Development Board staff.

PROJECT SCHEDULE & DELIVERABLES

Project duration: July 2018 – June 2019

First Quarter Deliverables (July 2018 – September 2018):

- Monthly accounts payable/accounts receivable processing and account reconciliation
- Payroll processing and benefits administration
- Monthly expense report and preparation of cash request to Virginia Community College System

Second Quarter Deliverables (October 2018 – December 2018)

- Monthly accounts payable/accounts receivable processing and account reconciliation
- Payroll processing and benefits administration
- Monthly expense report and preparation of cash request to Virginia Community College System

Third Quarter Deliverables (January 2019 – March 2019)

- Monthly accounts payable/accounts receivable processing and account reconciliation
- Payroll processing and benefits administration
- Monthly expense report and preparation of cash request to Virginia Community College System

Fourth Quarter Deliverables (April 2019 – June 2019):

- Monthly accounts payable/accounts receivable processing and account reconciliation
- Payroll processing and benefits administration
- Monthly expense report and preparation of cash request to Virginia Community College System

Localities/Partners Served: Southwest Virginia

Project Leader: Janet McNew, Finance Director

Funding Source and Estimated Hours: Workforce Development Board, 1,115 hours

**Southwest Virginia Solid Waste Management Association Administrative Support
Code: 303359**

PROJECT DESCRIPTION

Provide financial support to the Association by maintaining QuickBooks accounts for the Association, preparing financial statements for the Association Treasurer monthly, collect membership dues annually, depositing all funds received into Association bank account, and reconciling and transferring all funds received by the PayPal account into the Association checking account.

Provide Administrative support to the Association by maintaining membership database in excel, collecting membership renewals and quarterly meeting/conference registration, issuing certificates to members for Continuing Education credits, routine WordPress site updates, and sending communications to members.

PROJECT SCHEDULE & DELIVERABLES

Project duration: July 2018 – June 2019

First Quarter Deliverables (July 2018 – September 2018):

- Annual conference coordination
- WordPress and EventBrite updates and coordination
- Monthly accounts payable processing
- Monthly Treasurer’s report

Second Quarter Deliverables (October 2018 – December 2018):

- Quarterly meeting coordination
- WordPress and EventBrite updates and coordination
- Monthly accounts payable processing
- Monthly Treasurer’s report

Third Quarter Deliverables (January 2019 – March 2019):

- Quarterly meeting coordination
- WordPress and EventBrite updates and coordination
- Monthly accounts payable processing
- Monthly Treasurer’s report

Fourth Quarter Deliverables (April 2019 – June 2019):

- Quarterly meeting coordination
- WordPress and EventBrite updates and coordination
- Monthly accounts payable processing
- Monthly Treasurer’s report

Localities/Partners Served: Southwest Virginia

Project Leader: Julie Phillips, Office Manager

Funding Source and Estimated Hours: Funded by SVSWMA, 60 hours

Workforce Pathways

Code: 310327

PROJECT DESCRIPTION

Provide financial support to the Workforce Development Board by maintaining an accounting of revenue and expenditures for America's Promise H1B Visa grant funds from the Department of Labor. Responsible for fund receipt, disbursement, reconciliation and reporting. Provide payroll and benefit administration services to Workforce Development Board staff funded by America's Promise grant.

PROJECT SCHEDULE & DELIVERABLES

Project duration: January 2017 – June 2020

First Quarter Deliverables (July 2018 – September 2018):

- Monthly accounts payable/accounts receivable processing and account reconciliation
- Payroll processing and benefits administration
- Monthly expense report and preparation of cash request to Department of Labor
- Quarterly financial report to Department of Labor

Second Quarter Deliverables (October 2018 – December 2018)

- Monthly accounts payable/accounts receivable processing and account reconciliation
- Payroll processing and benefits administration
- Monthly expense report and preparation of cash request to Department of Labor
- Quarterly financial report to Department of Labor

Third Quarter Deliverables (January 2019 – March 2019)

- Monthly accounts payable/accounts receivable processing and account reconciliation
- Payroll processing and benefits administration
- Monthly expense report and preparation of cash request to Department of Labor
- Quarterly financial report to Department of Labor

Fourth Quarter Deliverables (April 2019 – June 2019):

- Monthly accounts payable/accounts receivable processing and account reconciliation
- Payroll processing and benefits administration
- Monthly expense report and preparation of cash request to Department of Labor
- Quarterly financial report to Department of Labor

Localities/Partners Served: Southwest Virginia

Project Leader: Janet McNew, Finance Director

Funding Source and Estimated Hours: Workforce Development Board, 885 hours

NATIONAL, STATE AND LOCAL COLLABORATIVE EFFORTS

Staff will promote and assist with regional planning initiatives by participating in the following national, state, and regional organizations.

National

- National Association of Development Organizations Board
- Southeastern Regional Directors Institute Board
- Development District Association of Appalachia and Network Appalachia
- National Rural Transportation Planning Organization Council

State

- American Planning Association, Virginia Chapter: New River Valley -Roanoke Section
- Virginia Rural Planning Caucus
- Virginia Association of Planning District Commissions
- Virginia Association of Zoning Officials
- Virginia Citizens Planning Education Association of Virginia Board of Directors
- Virginia Department of Conservation and Recreation, Recreational Trails Advisory Committee
- Virginia Department of Rail and Public Transportation, Park and Ride Study
- Virginia Department of Transportation, Smart Scale, VTrans, Multimodal Transportation Plan
- Virginia Tourism Statewide Plan
- State Water Supply Plan
- Virginia Geologic Mapping Advisory Committee

Regional

- NRV Mayors and Chairs
- Tourism Website Coordination
- I-81 Corridor Coalition
- Local Government Managers Meetings
- Chief Elected Officials Meetings
- Transportation Technical Advisory Committee
- Regional Transit Coordinating Council
- Regional Stormwater Technical Committee
- NRVMPPO Policy Board
- NRVMPPO Technical Advisory Committee





6580 Valley Center Drive | Suite 124 | Radford, VA 24141 | 540-639-9313

NRVRC.ORG

MEMORANDUM

To: NRVRC Board Members

From: Kevin R. Byrd, Executive Director

Date: August 16, 2018

Re: Montgomery County Smart Scale Project Proposal Resolution Ratification

Montgomery County recently submitted a VDOT Smart Scale project proposal for intersection improvements at US Route 460 and Alleghany Spring Road (Route 637). Since this project is outside of the NRV Metropolitan Planning Organization (MPO) geography and it is along a corridor of statewide significance, the Regional Commission was requested to provide a resolution of support per VDOT Smart Scale policy. Given the Smart Scale project deadline in July and the Commission did not meet, the Executive Committee considered the resolution request and supported the resolution going forward to accompany the application. The Commission board will need to ratify the resolution, provided there is support for the attached resolution.

Strengthening the Region through Collaboration

Counties

Floyd | Giles
Montgomery | Pulaski
City
Radford

Towns

Blacksburg | Christiansburg
Floyd | Narrows | Pearisburg
Pulaski | Rich Creek

Higher Education

Virginia Tech
Radford University
New River Community College



6580 Valley Center Drive | Suite 124 | Radford, VA 24141 | 540-639-9313

N R V R C . O R G

August 23, 2018

Resolution Supporting the 2018 Montgomery County Smart Scale Application for Intersection Improvements at US Route 460 and Alleghany Spring Road (Route 637)

WHEREAS, Pursuant to the Smart Scale Process the General Assembly has created a means of funding proposed transportation projects across the Commonwealth that is based on a scoring criteria that emphasizes safety and accessibility, environmental quality and economic development (hereinafter referred to the "Smart Scale Process"); and

WHEREAS, The County of Montgomery desires to submit a local transportation project for potential funding under the Smart Scale Process; and

WHEREAS, The 2035 Rural Long-Range Transportation Plan for the New River Valley identifies safety deficiencies at the intersection of Roanoke Road (Route 460) and Alleghany Spring Road (Route 637); and

NOW, THEREFORE, BE IT RESOLVED, the New River Valley Regional Commission hereby supports the application requesting funding for lane and access management improvements at the intersection of Roanoke Road (US Route 460) and Alleghany Spring Road (Route 637) through the Smart Scale Process.

Adopted this 23rd day of August 2018

Mr. Michael Harvey, Chair

Strengthening the Region through Collaboration

Counties

Floyd | Giles
Montgomery | Pulaski
City
Radford

Towns

Blacksburg | Christiansburg
Floyd | Narrows | Pearisburg
Pembroke | Pulaski | Rich Creek

Higher Education

Virginia Tech
Radford University
New River Community College



Agenda

September 27, 2018

6:00 p.m.—New River Valley Business Center, Fairlawn

- I. **CALL TO ORDER**
- II. **CONSENT AGENDA**
 - A. Approval of Minutes for August
 - B. [Approval of Treasurer's Report for August](#)
- III. **COMMONWEALTH INTERGOVERNMENTAL REVIEW PROCESS**
 - A. Projects (Signed-off by the staff)
 1. Reissuance of VPDES Permit VA0062219 for Elliston Lafayette WWTP
 - B. Regular Project Review
 1. [19-04 FY2019-FY2023 Performance Partnership Grant](#)
 - C. Environmental Project Review
 1. [Radford University 702-704 Property Acquisition](#)
- IV. **PUBLIC ADDRESS**
- V. **REVIEW OF MUTUAL CONCERNS AND COMMISSIONERS' REPORTS**
- VI. **CHAIR'S REPORT**
- VII. **[EXECUTIVE DIRECTOR'S REPORT](#)**
- VIII. **OLD BUSINESS**
 - A. Commission Meeting Time for FY-19 – Survey Results Discussion
- IX. **NEW BUSINESS**
 - A. [GO Virginia Region 2 Program Update](#)

Presentation by: John Provo and/or Scott Tate
VT Office of Economic Development
Commission Discussion
 - B. [Comprehensive Economic Development Strategy \(CEDS\) Consumer Version](#)

Presentation by: Patrick O'Brien, Regional Planner II
Commission Discussion
 - C. [Regional Commission Annual Report for FY18](#)

Commission Discussion

All meeting materials posted on the Commission website www.nrvrc.org

The New River Valley Regional Commission provides area wide planning for the physical, social, and economic elements of the district; encourages and assists local governments in planning for their future; provides a means of coordinating federal, state, and local efforts to resolve area problems; provides a forum for review of mutual concerns; and implements services upon request of member local governments.



6580 Valley Center Drive | Suite 124 | Radford, VA 24141 | 540-639-9313

NRVRC.ORG

MEMORANDUM

To: NRVRC Board Members
From: Janet McNew, Finance Director
Date: September 18, 2018
Re: August 2018 Financial Statements

The August 2018 Revenue and Expenditure Reports and Balance Sheet are enclosed for your review. Financial reports are reviewed by the Executive Committee prior to inclusion in the meeting packet.

The Revenue and Expense report compares actual year to date receipts and expenses to the FY18-19 budget adopted by the Commission at the June 28, 2018 meeting. The financial operations of the agency are somewhat fluid and projects, added and modified throughout the year, along with the high volume of Workforce program activities, impact the adopted budget. To provide clarity, separate revenue and expense reports are now provided for Commission and Workforce Development Board activities.

As of month-end August 2018 (16.67% of the fiscal year), Commission overall year to date revenues are 17.88% and expenses are 11.12% of adopted budget. The two largest budget expense lines, Salary and Fringe, are in line with fiscal year at 16.77% and 16.79%, respectively. While monthly revenue lags expense, the year to date revenue position is a positive \$120K due primarily to the FY19 assessment (Commission dues) invoiced in July. Commission revenue fluctuates as most projects are not invoiced on a monthly fixed amount basis.

Looking at the balance sheet, Accounts Receivable total is \$425,193. Of this total, Workforce receivables are \$267,471 (63%) and current. The Executive Committee reviews all aged receivables over 60 days and no receivables are deemed uncollectible. Net Projects (\$50,402) represents project expenses, primarily quarterly and benchmark projects, that cannot be invoiced yet and posted to receivables.

Strengthening the Region through Collaboration

Counties

Floyd | Giles
Montgomery | Pulaski

City

Radford

Towns

Blacksburg | Christiansburg
Floyd | Narrows | Pearisburg
Pulaski | Rich Creek

Higher Education

Virginia Tech
Radford University
New River Community College

**New River Valley Regional Commission
Revenue and Expenditures - August 2018**

FY18-19 Budget		(16.67% of fiscal year)			
Adopted 6/28/2018		August 2018	YTD	Under/Over	% Budget
NRVRC Anticipated Revenues					
ARC	68,666.00	0.00	17,167.00	51,499.00	25.00%
ARC - Princes Fork	369,552.13	0.00	0.00	369,552.13	0.00%
LOCAL ASSESSMENT	233,866.68	0.00	219,149.99	14,716.69	93.71%
DHCD - Administrative Grant	75,971.00	0.00	0.00	75,971.00	0.00%
EDA	70,000.00	17,500.00	17,500.00	52,500.00	25.00%
Workforce Fiscal Agent	65,000.00	0.00	20,000.00	45,000.00	30.77%
Workforce Pathways Fiscal Agent	50,000.00	0.00	12,500.00	37,500.00	25.00%
VDOT	58,000.00	0.00	0.00	58,000.00	0.00%
VDOT - Rocky Knob Project	73,000.00	0.00	0.00	73,000.00	0.00%
Floyd County	10,000.00	0.00	0.00	10,000.00	0.00%
Floyd Town	6,750.00	0.00	161.82	6,588.18	2.40%
Narrows Town	28,000.00	0.00	0.00	28,000.00	0.00%
Rich Creek Town	3,000.00	964.13	2,539.91	460.09	84.66%
Montgomery County	40,745.12	637.48	1,500.28	39,244.84	3.68%
Blacksburg Town	13,000.00	2,333.34	2,333.34	10,666.66	17.95%
Christiansburg Town	35,000.00	0.00	0.00	35,000.00	0.00%
Pulaski County	35,000.00	8,796.45	8,796.45	26,203.55	25.13%
Pulaski Town	41,500.00	0.00	0.00	41,500.00	0.00%
Radford University	55,500.00	0.00	0.00	55,500.00	0.00%
Miscellaneous (Meetings/Interest/Recovered Costs)	0.00	0.00	8.43	-8.43	0.00%
Virginia's First RIFA	27,500.00	2,291.66	4,583.32	22,916.68	16.67%
New River Community College	1,500.00	0.00	0.00	1,500.00	0.00%
NRV MPO	35,000.00	0.00	0.00	35,000.00	0.00%
Pembroke Town	10,000.00	0.00	0.00	10,000.00	0.00%
RV-ARC RideSolutions	33,680.00	0.00	0.00	33,680.00	0.00%
VHDA Regional Housing Local Support	30,000.00	0.00	0.00	30,000.00	0.00%
Dept of Environmental Quality	10,000.00	0.00	0.00	10,000.00	0.00%
VA Early Childhood Foundation	102,343.00	0.00	0.00	102,343.00	0.00%
VA Housing Development Authority	55,312.50	0.00	0.00	55,312.50	0.00%
Southwest Virginia SWMA	2,000.00	1,000.00	1,000.00	1,000.00	50.00%
New River Health District	25,000.00	0.00	0.00	25,000.00	0.00%
New River Valley Development Corporation	25,000.00	1,533.33	3,616.66	21,383.34	14.47%
Friends of Southwest Virginia	6,000.00	0.00	0.00	6,000.00	0.00%
One Care Southwest Virginia	15,000.00	0.00	0.00	15,000.00	0.00%
United Way Southwest Virginia	7,500.00	0.00	0.00	7,500.00	0.00%
ReNew the New	3,444.57	727.95	727.95	2,716.62	21.13%
Region I Planning & Development (WV)	10,500.00	0.00	0.00	10,500.00	0.00%
Smart Beginnings Fund Raising	790.00	0.00	0.00	790.00	0.00%
Unprogrammed ARC Jan-Jun 2019	9,750.00	0.00	0.00	9,750.00	0.00%
Sub Total Revenues	1,742,871.00	35,784.34	311,585.15	1,431,285.85	17.88%
Expenses					
Salaries	760,103.00	64,510.44	127,433.69	632,669.31	16.77%
Fringe Benefits	198,032.00	16,731.60	33,241.81	164,790.19	16.79%
Travel	17,650.00	1,393.87	1,845.87	15,804.13	10.46%
Office Space	49,968.00	4,362.79	8,725.58	41,242.42	17.46%
Communications	9,789.00	717.59	2,134.71	7,654.29	21.81%
Office Supplies	29,355.00	2,275.03	3,491.83	25,863.17	11.90%
Postage	1,775.00	18.99	512.98	1,262.02	28.90%
Printing	4,400.00	0.00	0.00	4,400.00	0.00%
Copier Usage/Maintenance	1,800.00	253.21	253.21	1,546.79	14.07%
Outreach/Media Adv	900.00	35.00	640.12	259.88	71.12%
Equipment Rent/Copier	4,219.00	351.52	703.04	3,515.96	16.66%
Fleet Vehicles	8,471.00	174.38	305.81	8,165.19	3.61%
Dues/Publications	15,807.00	3,410.00	4,973.00	10,834.00	31.46%
Training/Staff Development	15,250.00	594.00	1,588.74	13,661.26	10.42%
Insurance	3,200.00	246.33	492.66	2,707.34	15.40%
Meeting Costs	10,850.00	718.39	944.13	9,905.87	8.70%
Capital Outlay	20,000.00	0.00	0.00	20,000.00	0.00%
Contractual Services	559,274.00	1,157.71	1,876.92	557,397.08	0.34%
Professional Services Audit/Legal	4,700.00	0.00	1,113.00	3,587.00	23.68%
Miscellaneous/Fees	4,150.00	414.38	882.29	3,267.71	21.26%
Sub Total Expenses	1,719,693.00	97,365.23	191,159.39	1,528,533.61	11.12%
NRVRC Balance	23,178.00	-61,580.89	120,425.76		

**New River/Mount Rogers Workforce Development Board
Revenue and Expenditures - August 2018**

(16.67% of fiscal year)

NR/MR WDB Anticipated Revenues	August 2018	YTD	Under/Over	% Budget	
Workforce Development Area	2,241,650.00	128,428.15	230,831.24	2,010,818.76	10.30%
Sub Total Revenues	2,241,650.00	128,428.15	230,831.24	2,010,818.76	
Expenses					
Salaries	464,696.00	39,332.05	77,134.08	387,561.92	16.60%
Fringe Benefits	135,070.00	10,707.70	21,411.49	113,658.51	15.85%
Travel	28,000.00	2,262.35	3,458.85	24,541.15	12.35%
Office Space	52,000.00	2,274.37	7,356.77	44,643.23	14.15%
Communications	11,000.00	769.74	1,281.79	9,718.21	11.65%
Office Supplies	15,000.00	977.73	2,073.67	12,926.33	13.82%
Postage	250.00	3.95	3.95	246.05	1.58%
Printing	1,500.00	0.00	0.00	1,500.00	0.00%
Copier Usage/Maintenance	1,500.00	0.00	0.00	1,500.00	0.00%
Outreach/Media Adv	46,000.00	1,139.60	1,694.45	44,305.55	3.68%
Equipment Rent/Copier	1,600.00	125.19	250.38	1,349.62	15.65%
Dues/Publications	3,500.00	0.00	0.00	3,500.00	0.00%
Training/Staff Development	14,500.00	550.00	563.26	13,936.74	3.88%
Insurance	2,500.00	0.00	2,237.00	263.00	89.48%
Meeting Costs	8,000.00	1,677.63	2,041.84	5,958.16	25.52%
Contractual Services	1,444,984.00	68,607.84	111,323.71	1,333,660.29	7.70%
Professional Services Audit/Legal	10,200.00	0.00	0.00	10,200.00	0.00%
Miscellaneous/Fees	1,350.00	0.00	0.00	1,350.00	0.00%
Sub Total Expenses	2,241,650.00	128,428.15	230,831.24	2,010,818.76	10.30%
NR/MR WDB Balance	0.00	0.00	0.00		

Total Agency	August 2018	YTD
Anticipated Revenue	3,984,521.00	164,212.49
Anticipated Expense	3,961,343.00	225,793.38
Balance	23,178.00	-61,580.89
		120,425.76

New River Valley Regional Commission
Balance Sheet
Period From : 07/01/2018 to 8/31/2018

Assets:

Operating Account	446,957.10
Reserve Funds - Certificate of Deposit	103,070.16
Reserve Funds - MMA	84,713.18
Accounts Receivable	425,193.45
Total Assets:	<u><u>\$1,059,933.89</u></u>

Liabilities:

Accounts Payable	65,590.01
Accrued Annual Leave	73,071.22
Accrued Unemployment	23,993.57
Prepaid Liability	(5,797.92)
Unearned Revenue	33,524.91
Expense Reimbursement	591.99
Total Liabilities:	<u><u>\$190,973.78</u></u>

Projects:

(Equity Accounts)	Net Projects	(50,402.18)
	Current Year Unrestricted	178,473.41
	Unrestricted Net Assets	740,485.78
	Total Projects (Equity)	<u><u>\$868,557.01</u></u>
	Total Liabilities and Projects	<u><u>\$1,059,530.79</u></u>
	Net Difference to be Reconciled*	<u><u>\$403.10</u></u>
	<i>Total Adjustments to Post*</i>	\$403.10
	Unreconciled Balance (after adjustment)	<u><u>\$0.00</u></u>

*YTD adjustment to Accrued Leave. Final adjustment will be posted to general ledger at fiscal year end closeout.



6580 Valley Center Drive | Suite 124 | Radford, VA 24141 | 540-639-9313

NRVRC.ORG

COMMONWEALTH INTERGOVERNMENTAL REVIEW MEMORANDUM

TO: Regional Commission Board Members

FROM: Kevin R. Byrd, Executive Director

AGENDA ITEM: III. Intergovernmental Review Process, B. Regular Project Review, Item #1

CIRP Review

September 20, 2018

PROJECT: 19-04 FY 2019 -FY 2023 Performance Partnership Grant
VA180829-02000400400

SUBMITTED BY: DEQ

PROJECT DESCRIPTION: The Department of Environmental Quality is requesting comments on a grant application for Federal funding assistance.

PROJECT SENT FOR REVIEW TO: Commission Board Members

Strengthening the Region through Collaboration

Counties

Floyd | Giles
Montgomery | Pulaski
City
Radford

Towns

Blacksburg | Christiansburg
Floyd | Narrows | Pearisburg
Pembroke | Pulaski
Rich Creek

Higher Education

Virginia Tech
Radford University
New River Community College

Application for Federal Assistance SF-424		
* 1. Type of Submission: <input type="checkbox"/> Preapplication <input checked="" type="checkbox"/> Application <input type="checkbox"/> Changed/Corrected Application	* 2. Type of Application: <input checked="" type="checkbox"/> New <input type="checkbox"/> Continuation <input type="checkbox"/> Revision	* If Revision, select appropriate letter(s): <input type="text"/> * Other (Specify): <input type="text"/>
* 3. Date Received: Completed by Grants.gov upon submission.	4. Applicant Identifier: <input type="text"/>	
5a. Federal Entity Identifier: <input type="text"/>	5b. Federal Award Identifier: <input type="text"/>	
State Use Only:		
6. Date Received by State: <input type="text"/>	7. State Application Identifier: <input type="text"/>	
8. APPLICANT INFORMATION:		
* a. Legal Name: Virginia Department of Environmental Quality		
* b. Employer/Taxpayer Identification Number (EIN/TIN): 54-1661753	* c. Organizational DUNS: 8097437680000	
d. Address:		
* Street1: 1111 East Main Street, Suite 114	Street2: <input type="text"/>	
* City: Richmond	County/Parish: <input type="text"/>	
* State: VA: Virginia	Province: <input type="text"/>	
* Country: USA: UNITED STATES	* Zip / Postal Code: 23219-2405	
e. Organizational Unit:		
Department Name: Office of Financial Management	Division Name: Division of Administration	
f. Name and contact information of person to be contacted on matters involving this application:		
Prefix: Ms.	* First Name: Kizmet	
Middle Name: O	* Last Name: Tavarez Alonzo	
Suffix: <input type="text"/>	Title: Senior Financial Analyst	
Organizational Affiliation: <input type="text"/>		
* Telephone Number: 804-698-4270	Fax Number: 804-698-4178	
* Email: kizmet.alonzo@deq.virginia.gov		

Work Years Sum for 106 Programs
 Work Years: Federally Funded 28.1 FTE/yr; 84.3 FTE/3 yrs

Goal: 2 Clean and Safe Water			
Objective: 2.2 Protect Water Quality			
Sub-Objective(s): 2.2.1 Improve Water Quality on a Watershed Basis			
Work Plan Component/Program: Water Quality Standards	EPA Contact(s): Ed Hopkins (215)814-5401 Cheryl Atkinson (215) 814-3392	State Contact(s): John Kennedy (804) 698-4312	PRC: 202B06
Program Description: Water quality standards consist of statements that describe water quality requirements. They also contain numeric limits for specific physical, chemical, biological or radiological characteristics of water. These statements and numeric limits describe water quality necessary to meet and maintain uses such as swimming and other water-based recreation, public water supply, and the propagation and growth of aquatic life.			
Environmental Outcomes	Measures	Outputs (Commitments)	Status/Comment
Improved conditions of water quality.	WQ-1: a) Number of States and Territories that have adopted EPA approved nutrient criteria into their water quality standards (cumulative; and b) Number of States and Territories that are on schedule with a mutually agreed-upon plan to adopt nutrient criteria into their water quality standards (annual). WQ-01d: Number of numeric water quality standards planned to be adopted within 3 years for total nitrogen and total phosphorus for all waters within the state or territory for each of the following waterbody types: lakes/reservoirs, rivers/streams, and estuaries, based on a full set of performance milestone information	Activity: Triennial Review: approval package sent to EPA R3 in Nov. 2016; response from EPA dated 6/5/17. All amendments considered actionable under §303(c) of Clean Water Act approved by EPA, with the exception of one use designation change that was addressed by DEQ, by letter dated 12/22/17, EPA concurred and approved the amendment to 9VAC25-260-460, Sect. 1, removing the natural trout water use for Lovills Creek Lake. Output: : Per 40CFR §131.20, DEQ (on behalf of the State Water Control Board) will hold public hearings in September 2018 to solicit input on Virginia's water quality standards regulation (9VAC25-260) and consider, as appropriate, modifying or	Two public hearings have been scheduled for Sept. 2018 (9/11 in Roanoke; 9/13 in Richmond), for the dual purpose of soliciting comment on: (1) a proposed Phased Implementation Program for amendments to the freshwater ammonia criteria; and (2) general input on all other aspects of VA's Water Quality Standards Regulation as part of the next Triennial Review.
			The 2017 update of DEQ's Nutrient Criteria Development Plan was completed and the

	<p>supplied annually by states and territories (cumulative, out of a universe of 280)</p> <p>WQ-3 a): Number, and national percent, of States and Territories and authorized Tribes that within the preceding three year period, submitted new or revised water quality criteria acceptable to EPA that reflect new scientific information from EPA or other resources not considered in the previous standards.</p>	<p>adopting standards. Public hearings for Triennial Review were last held in 2015</p> <p>Activity: Revise and update Nutrient Criteria Development Plan (NCDP) by end of FY 2017.</p> <p>Output: Prior iterations of the NCDP submitted to EPA in 2006, 2008, and 2010 have focused on a nutrient screening approach for the protection of the aquatic life use in free-flowing, wadeable rivers and streams. The updated NCDP will reflect EPA's 9/22/16 memo: "Renewed Call to Action to Reduce Nutrient Pollution and Support for Incremental Actions to Protect Water Quality and Public Health" (J. Beauvais, Deputy Asst. Admin.); existing nutrient criteria, regulatory requirements and nutrient reduction efforts; and, proposed nutrient criteria and reduction activities.</p> <p>Activity: Continue activities related to the re-evaluation study of the James River chlorophyll criteria. Under a regulatory rulemaking, consider amendments to the criteria and/or assessment methods. Per Administrative Process Act provisions, expect that process to take 18-24 months, if deemed appropriate.</p> <p>Output Continue Regulatory Advisory Panel process to hear stakeholders' perspective on issues and discuss potential amendments to chlorophyll criteria and assessment methods. Target spring 2018, at the earliest for SWCB meeting to</p>	<p>final draft sent to EPA in Sept. 2017 for review and approval. DEQ is still awaiting EPA acknowledgement and action.</p> <p>VIMS modeling work continues, using output provided by EPA-CBPO from the recently approved Phase 6 Watershed Model (WSM). Several "key ranging scenarios" (e.g., VA's Phase 2 WIP, E3, 2017 Progress) have been run through the modeling framework and results analyzed, in terms of chlorophyll criteria attainment. In July, a set of point source nutrient reduction scenarios was provided to EPA-CBPO to run through the WSM; VIMS is awaiting that output to run through their water quality model. Other reporting requirements are being worked on, most notably an updated calibration report.</p> <p>All reporting requirements met on schedule, including semi-annual progress reports on CBRAP and CBIG; and reviewing/commenting on EPA's findings on the TMDL Assessment achievement as it pertains to Virginia.</p> <p>Virginia's WIP III Education/Outreach effort to connect with localities and other stakeholders</p>
--	---	--	---

<p>continues through 2018, including contracting for coordination assistance from VA's Planning District Commissions and Soil & Water Conservation Districts to assemble locally-derived strategies to meet Local Area Planning Goals</p>	<p>present of staff recommendation(s) for proposed amendments with request to release for Public Comment/Hearing stage. Expect schedule to complete the rulemaking at the state level to carry through fall 2018 with a submission to EPA for review and approval of final amendments by early 2019. Timeline depends largely on ability to link the CBP Phase 6 Watershed Model to the James River Eutrophication Model (developed by VIMS as part of the James River Study) and run up to 15-20 load reduction scenarios to test attainment of proposed chlorophyll criteria using revised assessment method.</p> <p>Activity: Continue consolidating and documenting Virginia's activities for implementing nutrient reduction strategies, especially Chesapeake Bay and its tributaries under the Bay TMDL and VA Watershed Implementation Plan. Document or reference all priorities and established nutrient reduction strategies.</p> <p>Output: Numerous reporting requirements exist to document progress and achievement of commitments related to the Chesapeake Bay TMDL, VA's Bay Watershed Implementation Plan (WIP), the 2017 Midpoint Assessment, WIP III drafting and chlorophyll criteria development. Examples include semi-annual CBIG and CBRAP grant progress reports, WIP progress reports and Two-Year Milestones achievement tracking (with annual submittal of data to EPA-CBPO of BMPs implemented and point source discharged loads for EPA's Model Progress Runs), the VA SNR's annual "Impaired Waters and</p>	
<p>The public comment period ended 12/8/17 on the final proposed amendments to the bacteria, ammonia, cadmium and 94 human health criteria. Staff are preparing to present final recommendations (for all but the ammonia criteria) for approval by the State Water Control Board at their 8/21/18 meeting. After Board action, the amendments will go through Executive Review, and then be submitted for EPA review and approval to become effective. For ammonia, the 2018 VA General Assembly passed legislation that requires development of a Phased Implementation Program (PIP) to accompany the criteria revisions. A draft PIP will be noticed for public review/comment from 8/6 – 10/5/18, and staff plan to take the final recommended amendments to the SWCB at their 12/13/18 meeting for approval.</p>		

		<p>Chesapeake Bay Cleanup Plan Report”, and annual reports of VA’s Academic Advisory Committee.</p> <p>Activity: Continue rulemaking process to consider Water Quality Standards Regulation amendments for parameters with new/updated EPA criteria recommendations and those extracted from Triennial Review (e.g., cadmium, 94 Human Health criteria, bacteria, ammonia). Per Administrative Process Act provisions, expect that process to take at least 18-24 months, assuming no delays.</p> <p>Output: At their Dec. 2016 meeting, the SWCB authorized staff to proceed to public comment on proposed amendments; package has been submitted for Executive Review (DPB, OSNR and Governor) per APA requirements. Expect schedule to complete the rulemaking at the state level to carry through the end of 2017 (at the earliest) with a submission to EPA for review and approval of final amendments mid-2018.</p>	
--	--	--	--

Goal: 2 Clean and Safe Water			
Objective: 2.2 Protect Water Quality			
Sub-Objective(s): 2.2.1 Improve Water Quality on a Watershed Basis			
Work Plan Component/Program:	EPA Contact(s):	State Contact(s):	PRC:



6580 Valley Center Drive | Suite 124 | Radford, VA 24141 | 540-639-9313

NRVRC.ORG

COMMONWEALTH INTERGOVERNMENTAL REVIEW MEMORANDUM

TO: Regional Commission Board Members

FROM: Kevin R. Byrd, Executive Director

AGENDA ITEM: III. Intergovernmental Review Process, C. Environmental Project Review, Item #1

CIRP Review

September 20, 2018

PROJECT: Radford University 702-704 Property Acquisition
DEQ #18-136S

SUBMITTED BY: DEQ

PROJECT DESCRIPTION: The Department of Environmental Quality is requesting comments on a environmental impact report.

PROJECT SENT FOR REVIEW TO: Commission Board Members

Strengthening the Region through Collaboration

Counties

Floyd | Giles
Montgomery | Pulaski
City
Radford

Towns

Blacksburg | Christiansburg
Floyd | Narrows | Pearisburg
Pembroke | Pulaski
Rich Creek

Higher Education

Virginia Tech
Radford University
New River Community College

Environmental Impact Report
for the
ACQUISITION OF PROPERTY FOR CAMPUS EXPANSION
PROJECT 217-17851-001

September 18, 2018

Prepared by:
Radford University
Office of Facilities Management

ATTENTION:

Ms. Michele Thacker
Facilities Management
501 Stockton Street, P.O. Box 6909
Radford, VA 24142
(540) 831-7812

Project Identification

Pursuant to Virginia Code §10.1-1188, when land acquisition is proposed and sufficient information concerning the development of the site is not immediately available, a two-part EIR is recommended. Radford University submits this Part 1 Environmental Impact Report for the proposed acquisition of +/-1.316 acres (+/-57,325 sf) of commercially zoned land lying across East Main Street (US Route 11) from the university's northeast quadrant of main campus.

Justification

In 2010 the university submitted a capital request for the planning and acquisition of property, as it became available, east and north of the main campus as identified in the current approved master plan. The current approved master plan evaluated transportation and parking systems to enhance access to campus, improve user satisfaction, create a successful business model, and encourage multi-modal means of transportation. During the evaluation this proposed acquisition site was identified as a possible location to help alleviate the anticipated parking shortage due to recent campus expansion. The master plan encouraged acquisition strategies to focus on acquisition of out-parcel property within the main campus area that is currently not owned by the university, land adjacent to the "riverfront" campus area, and land east of Jefferson Street. The plan also emphasized the university's need to be proactive in exploring strategic acquisition opportunities in all of the above areas.

With the growth of the university during the past ten years a large percentage of the university's surface parking on the east side of main campus has been displaced as they were the most contiguous to campus. The proposed acquisition of property located at 702-704 East Main Street is nearby the university's northeast quadrant of main campus just across East Main Street and would meet the university's need for additional parking in close proximity to the main campus.

Description

The proposed acquisition is for two parcels identified as 2-(1)-3 and 2-(1)-3A comprising approximately 1.316 acres (57,325 sf). The property is currently commercially zoned with a 3,330 square foot former restaurant located on it. The restaurant was originally built in 1988 and has been vacant for several years. As part of the purchase agreement the building will be demolished prior to closing. The subject property provides approximately 300 feet of road frontage, with access, along East Main Street and is bordered by the Norfolk Southern railroad along its northern boundary, parcel owned by Radford University along its eastern boundary,

and a City of Radford street, Adams Street, along its western boundary. Radford City utilities are available to the site.

The attached photographs and maps indicate the location of the property to main campus.

Affected Environment

The property is bordered by East Main Street, Adams Street, Norfolk Southern railroad, and Radford University paved parking located near the northeast quadrant of main campus. The site is zoned for commercial use with utility easements located on the southwestern boarder of the property. There are no covenants, reservations, or right-of-ways that would interfere with the current planned use or any future academic facility construction. The site does not fall within the VHDR-Recommended Proposed Boundaries for Potential Radford University Historic District, as documented by the Reconnaissance-Level Architectural Survey performed by the University in 2016 and shown on the attached map.

The site consists primarily of clay soils, gravel and paved surface and the topography is flat to sloping down toward the north. Vegetation is minimal and there is no evidence of significant fauna present.

A Phase I Environmental Site Assessment has been prepared by CTI Consultants, Inc. to assess if CFCs, PCBs, USTs and LUSTs hazards could exist. No hazards were found that would affect the proposed acquisition or possible future construction.

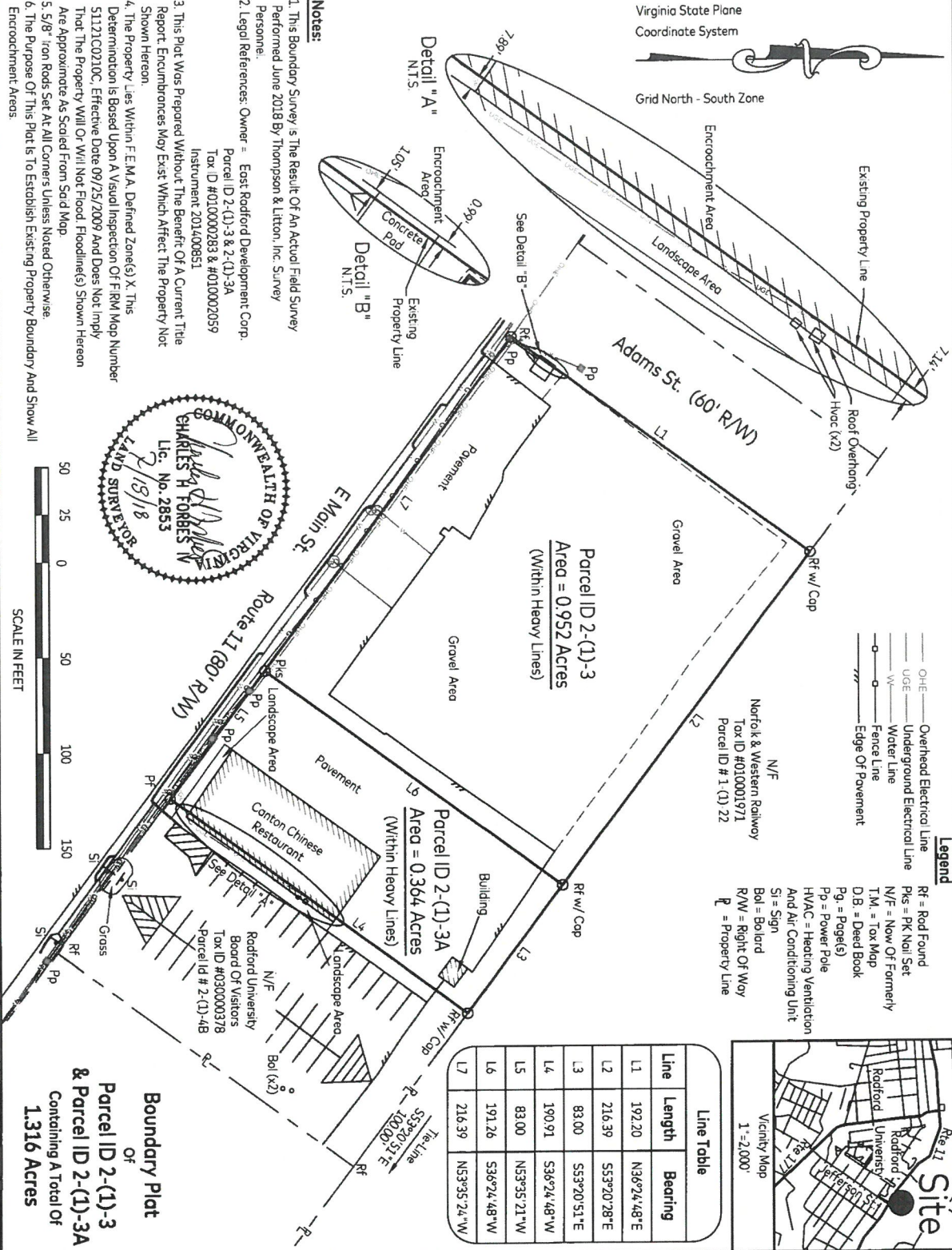
Currently, the site is proposed to be used for gravel parking and a construction lay-down area and would be serviced with existing storm water drainage and electrical by the City of Radford. The anticipated use of the property would not require construction to connect to these existing utilities and would not disturb paved areas.

Environmental Impacts

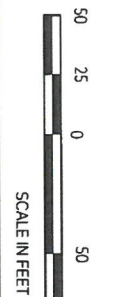
- No endangered, threatened, or rare plants, animals, or insects exist within the proposed acquisition area.
- No significant habitat for terrestrial wildlife and birds exists within the proposed acquisition area.
- No unique or important terrestrial vegetation exists within the proposed acquisition area.
- No aquatic life exists within the proposed acquisition area.

Virginia State Plane
Coordinate System

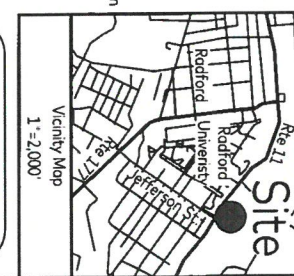
Grid North - South Zone



Notes:
 1. This Boundary Survey is The Result Of An Actual Field Survey Performed June 2018 By Thompson & Litton, Inc. Survey Personnel:
 2. Legal References: Owner = East Radford Development Corp. Parcel ID 2-(1)-3 & 2-(1)-3A Tax ID #010000283 & #010002059 Instrument 2011400851
 3. This Plat Was Prepared Without The Benefit Of A Current Title Report. Encumbrances May Exist Which Affect The Property Not Shown Herein.
 4. The Property Lies Within F.E.M.A. Defined Zone(s) X. This Determination Is Based Upon A Visual Inspection Of F.R.M. Map Number 51121C0210C, Effective Date 09/25/2009 And Does Not Imply That The Property Will Or Will Not Flood. Floodline(s) Shown Herein Are Approximate As Scaled From Said Map.
 5. 5/8" Iron Rods Set At All Corners Unless Noted Otherwise.
 6. The Purpose Of This Plat Is To Establish Existing Property Boundary And Show All Encroachment Areas.



Line	Length	Bearing
L1	192.20	N36°24.48'E
L2	216.39	S53°20.28"W
L3	83.00	S53°20.51"E
L4	190.91	S36°24.48"W
L5	83.00	N53°35.21"W
L6	191.26	S36°24.48"W
L7	216.39	N53°35.24"W



Boundary Plat
 of
Parcel ID 2-(1)-3
 & **Parcel ID 2-(1)-3A**
 Containing A Total Of
1.316 Acres

Drawn: **MAC**
 Checked: **CHR**
 Date: **10/01/2018**
 Project No: **13161-001**

Document No:
13161-001

Sheet No.
1

Boundary Plat
 East Radford Magisterial District
 Pulaski County, Virginia

THOMPSON & LITTON
 726 Auburn Avenue
 Radford, Virginia 24141
 www.t-l.com



6580 Valley Center Drive | Suite 124 | Radford, VA 24141 | 540-639-9313

N R V R C . O R G

September 20, 2018

Executive Director's Report

Economic Development:

- The Commission submitted Community Development Block Grants for downtown improvements in both Rich Creek and Pearisburg last March. Neither community was awarded funds in this round; however, the VA Dept. of Housing and Community Development promptly offered both communities grant funds to further develop their applications for a March resubmittal. The Commission will be working with the communities to strengthen their applications for the March deadline.
- The City of Radford worked with the Virginia Main Street staff to host a series of nine input sessions over a two day period to secure community feedback on the needs of Main Street in Radford. A summary report will focus on short-term action items over the next 6-12 months.

Transportation:

- As a part of the Passenger Rail Ownership and Operations committee, the Commission awarded a preliminary engineering contract to Hurt & Proffitt to conduct site design scenarios. The scenarios will be reviewed by the committee at their October 3rd meeting.
- The NRV Rail 2020 Legislative Briefing event scheduled for September 12th was postponed due to Hurricane Florence and the inability of the Secretary of Transportation to travel. A reschedule date is being discussed currently.

Regional:

- The bi-annual Mayors and Chairs meeting was held August 30th with nearly 30 participants. Following a round table update from each community, key items discussed included labor shortages for local employers and a desire to increase regional tourism collaboration.
- Smart Beginnings NRV is nearing completion of the regional Early Childhood Needs Assessment. The process identified key areas of focus for the region with a multitude of partners involved throughout. A preliminary report will be issued in the coming weeks after the Leadership Council prioritizes the findings and develops strategies. Based on the success of this work to date, the program received notice of additional funding from the Virginia Early Childhood Foundation for an Innovative Partnerships Grant to support the initial steps of aligning partners and agencies to tackle the greatest needs.

Commission:

- In late August the Montgomery County Chamber of Commerce recognized the Regional Commission as the Best Place to Work in the government category and we placed in the top five overall for mid-size employer. This recognition is directly attributed to staff contributions in establishing a collaborative culture and forward-looking policies/practices.
- A Request for Proposals was issued on September 16th for architectural services to evaluate the Commission's office space for potential redesign. The process is focused on determining whether the Commission can integrate an internal collaboration space in the suite for project teams to work together and allocate space for a staff member who currently works outside of the suite due to space constraints. This initiative is a significant goal for staff based on our retreat last year and funds are included in the budget to conduct the architectural evaluation. RFPs are due October 9th.



6580 Valley Center Drive | Suite 124 | Radford, VA 24141 | 540-639-9313

N R V R C . O R G

MEMORANDUM

To: NRVRC Board Members

From: Kevin R. Byrd, Executive Director

Date: September 20, 2018

Re: GO Virginia Region 2 Program Update

Representatives from the Virginia Tech Office of Economic Development will be attending the September Commission meeting to deliver an update on GO Virginia Region 2 activities. They will provide an overview of the statewide GO Virginia program along with a review of the projects selected in the past year for funding in Region 2 which covers the New River Valley, Roanoke Valley and Lynchburg regions. A request for proposals was recently issued to solicit projects for the current fiscal year. More information about the RFP can be found at this link <https://econdev.vt.edu/GOVirginia/RFP.html>

The GO Virginia program is a statewide initiative designed to encourage Virginia's economic growth through the creation of high-wage jobs. The program requires two or more local governments to partner in delivering a project. The Regional Council for Region 2 has funds available on a per capita basis to invest in projects, typically above \$100,000 along with a pot of funds for capacity building intended to further develop projects for greater impact.

The NRV Regional Commission worked closely with the Roanoke Small Business Development Center (SBDC) over the past year to submit an application to GO Virginia that would fund a full-time SBDC staff member to serve the New River Valley region. The application was strongly supported by the local governments in the region with local match funds being committed to the project. The contract is in the process of being executed and staffing for the region should be in place within the coming months. This will be a significant service to the businesses in the key industry clusters for GO Virginia which include manufacturing, life sciences and health care, food and beverage processing, and emerging technology and IT. The SBDC resource should be a first for referral for all of the communities working on downtown business district revitalization.

Strengthening the Region through Collaboration

Counties

Floyd | Giles
Montgomery | Pulaski
City
Radford

Towns

Blacksburg | Christiansburg
Floyd | Narrows | Pearisburg
Pembroke | Pulaski
Rich Creek

Higher Education

Virginia Tech
Radford University
New River Community College



6580 Valley Center Drive | Suite 124 | Radford, VA 24141 | 540-639-9313

N R V R C . O R G

MEMORANDUM

To: NRVRC Board Members

From: Patrick O'Brien, Regional Planner

Date: September 20, 2018

Re: 2018 Comprehensive Economic Development Strategy Consumer Version

The New River Valley Regional Commission has completed the annual update to the Comprehensive Economic Development Strategy (CEDS), and submitted the full report to the US Economic Development Administration (EDA) in June 2018. The attached 'consumer version' of the CEDS provides a user-friendly overview of the CEDS content for public distribution, including information about the CEDS, the region's economic development goals and top-ranked projects, and select regional demographic and economic data. Current and past New River Valley CEDS documents, both the full reports and consumer versions, can be reviewed at <http://nrvc.org/what-we-do/economic-development/>.

NRVRC staff will begin the next annual update later this fall, reconvening the CEDS committee to update the CEDS to reflect recent economic development trends. This year's CEDS process includes a complete 'overhaul' of the CEDS as required by EDA every five years. This year's CEDS document provides the new baseline for the next five years, so the CEDS committee will assist staff in updating CEDS content, including the SWOT analysis, priority areas and strategies, and economic data analysis and outcome metrics to measure progress toward regional economic development goals.

If you would like more information about the CEDS, please contact Patrick O'Brien at: pobrien@nrvc.org.

Strengthening the Region through Collaboration

Counties

Floyd | Giles
Montgomery | Pulaski
City
Radford


Towns

Blacksburg | Christiansburg
Floyd | Narrows | Pearisburg
Pembroke | Pulaski
Rich Creek

Higher Education

Virginia Tech
Radford University
New River Community College

New River Valley Comprehensive Economic Development Strategy 2018 At-A-Glance



What is a CEDS and why do we need it?

CEDS stands for Comprehensive Economic Development Strategy (CEDS). A CEDS is a regional strategy which reflects local economic development needs and priorities and recommends a regional approach to economic development. A CEDS is required to qualify for assistance from the Economic Development Administration (EDA).

The document itself contains an economic overview of the New River Valley; including a brief history, current trends, and up-to-date data on the region. Goals and objectives are designated based on this evaluation and projects are identified by a Comprehensive Economic Development Strategy Committee, made up of a majority of private sector participants as well as public sector representatives, or by localities. Projects included in the CEDS qualify for funding from the EDA. Some familiar projects with EDA funding are Virginia Tech's Corporate Research Center, NRV Commerce Park Water and Sewer project, and the Carilion Giles Memorial Hospital.

NRV PRIORITY AREAS

Priority 1: Support small business and entrepreneurial development

Optimize existing resources for entrepreneurs and small businesses and promote collaboration between these resources. Increase the number of jobs created through entrepreneurial start-ups and expansions in the New River Valley.

Priority 2: Preparation and Continued Support of Qualified Workforce

Train and re-train workers for higher skills and productivity in the modern economy. Improve the industry/education interface at all levels.

Priority 3: Available Land, Quality Infrastructure, and Affordable Housing

Create an affordable, accessible and interlinked public transportation network that connects population centers with major employment centers. Strengthen the economic position of downtown commercial districts. Improve the region's telecommunication network to attract new firms, assist existing firms, and educate citizens. Increase the energy efficiency of industrial and commercial buildings.

Priority 4: Attracting New Business to the Region

Develop and strengthen the role of international trade and commerce in the economy of the New River Valley. Increase the region's supply of ready and available industrial and other economic development properties.

Priority 5: Regional Marketing/Awareness to Promote the New River Valley

Improve the region's ability to market itself and respond to the needs of new industrial, research, and technological prospects. Realize the region's tourism development potential and ability to market itself as a culturally and naturally unique tourism destination.

Priority 6: Preserve Natural and Historic Areas

Manage the impacts of existing and future land uses in order to preserve the character and quality of the regional environment. Increase the development and support of local family farms.

Priority 7: Business Friendly Governance and Representation

Promote a business friendly environment through governments cooperating with businesses at the local level and advocating for them at the state and federal levels. Bring a voice to the policy table on behalf of the region. Ensure the safety of the region's citizens.



Virginia's First Regional Industrial Facilities Authority received a \$150,000 grant from the GO Virginia program in support of an \$880,000 project to grade and prepare a 20 acre site at the New River Valley Commerce Park for a prospective business facility.



The Roanoke Small Business Development Center received a \$42,000 GO Virginia grant to support the expansion of SBDC services to the New River Valley, following the closure of the Radford center in 2016. The \$85,000 project supports a new staff position dedicated to providing small business counseling and services to New River Valley based businesses <https://roanokesmallbusiness.org/>



The New River Valley Regional Commission received a \$7,500 grant from the Virginia Tourism Corporation's Marketing Leverage Program to update and reprint the popular New River Valley Trail Guide, which provides visitors with information about popular hikes in the region.

TOP 10 PROJECTS FOR 2018-2019

New River Valley Comprehensive Economic Development Strategy- 2018-19 Plan Update

Project description	Estimated cost	Responsible Partners
Preparation of graded building site at NRV Commerce Park to accommodate a graded building pad of a building footprint of 20 to 75 acres.	\$2,000,000	Virginia's First Regional Industrial Facilities Authority
Development of broadband infrastructure and internet availability- Explore options for higher bandwidth to the end user (replicate/expand Citizens' FTTH rollout in Floyd County). Develop wifi availability in downtown areas. Assess feasibility of wireless towers to allow internet service to rural areas with no service. Tower placement studies and streamlining of the zoning process. Implement recommendations of studies in local jurisdictions	\$8,000,000	Private Enterprises and NRV Localities, NRV Network Wireless Authority
Implement 'sector strategies' focus for workforce development programs to meet needs in target industry sectors, especially manufacturing, IT, and healthcare. Develop relationships between regional businesses, education, and economic development to provide workforce services tailored to these sectors, such as integrated 'career pathways' workforce curriculum focused on workforce skills that targeted industries need.	\$250,000	WDB, Education Providers
Coordinate NRV entrepreneur and small business development network , including regional revolving loan fund operators, small business counseling services, and entrepreneur promotion programs. Build on existing efforts to coordinate these systems between Roanoke and New River Valleys (e.g., RAMP and Valleys Innovation Council)	\$1,000,000	NRVRC, local economic development agencies, small business service providers
Promote and coordinate the development of a New River Valley passenger rail station- Continue to research viability of extending Washington DC Amtrak service to a station in the NRV. Coordinate state and private stakeholders to pursue development of this service by 2020.	\$500,000	NRV Localities, State Agencies, Public/Private Railroad Companies, NRVRC
Coordinate regional destination marketing organizations (DMO)- Explore options to increase coordination of local DMOs and tourism promotion initiatives. Support local tourism marketing campaigns to promote New River Valley communities as a tourist destination, and increase visitor spending. Upgrade regional tourism website.	\$100,000	NRV Localities, Tourism Offices
Support the burgeoning cluster of unmanned systems firms and related manufacturing capabilities in the region- Develop commercialization of technologies related to automated vehicles, especially the research of the MAAP and other programs at Virginia Tech. Recruit supplier firms to the region to develop the manufacturing cluster represented by the local AUVSI chapter.	\$5,000,000	Public universities, economic development organizations, business in target sectors
Develop shared CEDS goals and economic development initiatives with neighboring regions and EDDs Coordinate with neighboring regions to align CEDS projects with state efforts to regionalize economic development incentive funding, especially GO Virginia.	\$100,000	NRVRC, neighboring EDDs
Expand pilot education and job training programs for local K-12 students and youth, targeted to careers in growing NRV industries- Develop work study, internship placement, on-the-job training, and similar arrangements between businesses and education providers to help local students develop on-the-job skills for careers in local industries. Expand college scholarship programs for local K-12 students to attend community college (ACCE program). Target scholarships to in-demand jobs.	\$600,000	WDB, Education Providers, local economic developers
Coordinate environmental stewardship and asset-based development of the New River as an outdoor recreation amenity- Continue regional coordination of New River Watershed and river clean-up events to preserve the condition of the New River. Support regional and local efforts to develop outdoor recreation tourism amenities related to the New River and other natural resources.	\$1,500,000	NRVRC, local economic development agencies, small business service providers

NEW RIVER VALLEY ECONOMIC HIGHLIGHTS

Table 1: Employment by Industry Sector, New River Valley

Industry	Employment 2017	Average Annual Wages	Average Annual % Change in Employment 2012-17	Avg. Annual Growth % over next ten years
Educational Services	15,041	\$42,410	0.6%	0.1%
Manufacturing	11,552	\$56,153	0.4%	-1.2%
Retail Trade	8,521	\$23,868	0.2%	-0.1%
Health Care and Social Assistance	7,760	\$40,662	2.1%	1.4%
Accommodation and Food Services	7,129	\$15,433	1.0%	0.3%
Professional, Scientific, and Technical Services	3,597	\$62,397	0.7%	0.9%
Administrative/Support/Waste Mgmt. Svcs	3,485	\$29,970	3.1%	0.9%
Construction	3,016	\$37,602	-0.7%	0.7%
Other Services (except Public Administration)	2,948	\$24,996	1.5%	0.0%
Public Administration	2,160	\$44,482	0.3%	-0.2%
Transportation and Warehousing	1,935	\$43,928	1.2%	0.1%
Arts, Entertainment, and Recreation	1,412	\$16,986	1.5%	0.5%
Real Estate and Rental and Leasing	1,270	\$44,384	-0.5%	0.6%
Agriculture, Forestry, Fishing and Hunting	1,260	\$14,997	0.7%	0.2%
Finance and Insurance	1,035	\$52,999	-1.2%	-0.3%
Information	788	\$49,421	0.5%	0.1%
Wholesale Trade	768	\$67,257	-3.5%	-0.4%
Utilities	488	\$52,866	-1.7%	0.2%
Management of Companies and Enterprises	234	\$85,628	-7.1%	0.1%
Mining, Quarrying, and Oil and Gas Extraction	77	\$62,161	2.4%	-0.5%
Total - All Industries	74,574	\$38,765	0.7%	0.1%

Source: Jobs EQ 2018Q2 Dataset

Unemployment and income in the New River Valley

	Unemployment rate, 2017 average	Per capita personal income, 2016	PCPI as % of United States (\$49,246)
Floyd County	3.7%	\$34,622	70.3%
Giles County	4.7%	\$36,957	75.0%
Montgomery County	3.8%	\$33,650*	68.3%
Pulaski County	5.4%	\$37,219	75.6%
Radford City	5.0%	\$33,650*	68.3%
New River Valley	4.3%	\$34,706	70.5%
Virginia	3.8%	\$52,957	107.5%

Source: Virginia Employment Commission, Local Area Unemployment Statistics, and Bureau of Economic Analysis, Per Capita Personal Income by County

*BEA reports a combined PCPI figure for Montgomery County and Radford City




Students entering the NRCC Christiansburg campus location.

Population estimates for the New River Valley

	Population estimate, 2017	Change 2010-2017
Floyd County	15,550	1.8%
Giles County	17,053	-1.3%
Montgomery County	98,776	4.6%
Pulaski County	34,467	-1.2%
Radford City	17,208	4.9%
New River Valley	183,054	2.7%

Source: Weldon Cooper Center, July 1, 2017 Population Estimates for Virginia and its Counties and Cities



Pocket Park on Main Street, Radford.



6580 Valley Center Drive | Suite 124 | Radford, VA 24141 | 540-639-9313

N R V R C . O R G

MEMORANDUM

To: NRVRC Board Members

From: Kevin R. Byrd, Executive Director

Date: September 20, 2018

Re: Regional Commission Annual Report for FY18

On behalf of the staff at the Regional Commission we are pleased to share the FY18 Regional Commission Annual Report. The enclosed document can also be viewed online at the Commission's website via www.nrvrc.org/publications/ and scrolling down to Annual Reports. Next week a hard copy will be mailed to every elected official in the region including all local, state and federal representatives. We also mail copies to our partner agencies and organizations. This year's annual report content is oriented toward project impacts, which our publishing partner, Formation PR + Brand, assisted with infographics and layout. Please let me know if you would like additional copies or want to ensure a specific recipient is on our distribution list. We thank the board members and our numerous partners for engaging with the Regional Commission which positions the agency for greatest impact serving the region.

Strengthening the Region through Collaboration

Counties

Floyd | Giles
Montgomery | Pulaski

City

Radford

Towns

Blacksburg | Christiansburg
Floyd | Narrows | Pearisburg
Pembroke | Pulaski
Rich Creek

Higher Education

Virginia Tech
Radford University
New River Community College



Agenda

October 25, 2018

6:00 p.m.—New River Valley Business Center, Fairlawn

- I. **CALL TO ORDER**
- II. **CONSENT AGENDA**
 - A. Approval of Minutes for September
 - B. [Approval of Treasurer's Report for September](#)
- III. **COMMONWEALTH INTERGOVERNMENTAL REVIEW PROCESS**
 - A. Projects (Signed-off by the staff)
None
 - B. Regular Project Review
 1. [Drinking Water State Revolving Fund Program -- Safe Drinking Water Act](#)
 - C. Environmental Project Review
None
- IV. **PUBLIC ADDRESS**
- V. **REVIEW OF MUTUAL CONCERNS AND COMMISSIONERS' REPORTS**
- VI. **CHAIR'S REPORT**
- VII. **[EXECUTIVE DIRECTOR'S REPORT](#)**
- VIII. **OLD BUSINESS**
- IX. **NEW BUSINESS**
 - A. [Pathways to the American Dream Project \(Workforce\)](#)
Presentation by: Jenny Bolte, Project Manager
New River/Mount Rogers Workforce Development Board
Commission Discussion
 - B. [Consideration of Resolution Supporting Improvements to I-81](#)
Commission Action
 - C. [FY20 Per Capita Assessment Rate \(Commission Dues\)](#)
Commission Action
 - D. [Set November Commission Meeting Date](#)
Commission Action

All meeting materials posted on the Commission website www.nrvrc.org

The New River Valley Regional Commission provides area wide planning for the physical, social, and economic elements of the district; encourages and assists local governments in planning for their future; provides a means of coordinating federal, state, and local efforts to resolve area problems; provides a forum for review of mutual concerns; and implements services upon request of member local governments.



6580 Valley Center Drive | Suite 124 | Radford, VA 24141 | 540-639-9313

NRVRC.ORG

MEMORANDUM

To: NRVRC Board Members
From: Janet McNew, Finance Director
Date: October 18, 2018
Re: September 2018 Financial Statements

The September 2018 Revenue and Expenditure Reports and Balance Sheet are enclosed for your review. Financial reports are reviewed by the Executive Committee prior to inclusion in the meeting packet.

The Revenue and Expense report compares actual year to date receipts and expenses to the FY18-19 budget adopted by the Commission at the June 28, 2018 meeting. The financial operations of the agency are somewhat fluid and projects, added and modified throughout the year, along with the high volume of Workforce program activities, impact the adopted budget. To provide clarity, separate revenue and expense reports are now provided for Commission and Workforce Development Board activities.

As of month-end September 2018 (25% of the fiscal year), Commission overall year to date revenues are 23.27% and expenses are 17.41% of adopted budget. The two largest budget expense lines, Salary and Fringe, are in line with fiscal year at 24.89% and 25.05%, respectively. Other line items of note are Printing at 99% and Outreach/Media Ad at 125% of adopted budget. Printing expense is related to production of the FY18 annual report. Advertising overage is due to unbudgeted, but reimbursable, project expenses.

While monthly revenue lags expense, the year to date revenue position is a positive \$106K due primarily to the FY19 assessment (Commission dues) invoiced in July and ability to invoice quarterly projects. Commission revenue fluctuates as most projects are not invoiced on a monthly fixed amount basis.

Looking at the balance sheet, Accounts Receivable total is \$702,362. Of this total, Workforce receivables are \$483,784 (69%) and current. The Executive Committee reviews all aged receivables over 60 days and no receivables are deemed uncollectible. Net Projects (\$41,288) represents current year project expenses, primarily benchmark projects, that cannot be invoiced yet and posted to receivables.

Counties
Floyd | Giles
Montgomery | Pulaski

City
Radford

Towns
Blacksburg | Christiansburg
Floyd | Narrows | Pearisburg
Pembroke | Pulaski | Rich Creek

Higher Education
Virginia Tech | Radford University
New River Community College

**New River Valley Regional Commission
Revenue and Expenditures - September 2018**

FY18-19 Budget Adopted 6/28/2018		(25% of fiscal year)			
		September 2018	YTD	Under/Over	% Budget
NRVRC Anticipated Revenues					
ARC	68,666.00	0.00	17,167.00	51,499.00	25.00%
ARC - Prices Fork	369,552.13	0.00	0.00	369,552.13	0.00%
LOCAL ASSESSMENT	233,866.68	0.00	219,149.99	14,716.69	93.71%
DHCD - Administrative Grant	75,971.00	0.00	0.00	75,971.00	0.00%
EDA	70,000.00	0.00	17,500.00	52,500.00	25.00%
Workforce Fiscal Agent	65,000.00	0.00	20,000.00	45,000.00	30.77%
Workforce Pathways Fiscal Agent	50,000.00	0.00	12,500.00	37,500.00	25.00%
VDOT	58,000.00	19,226.36	19,226.36	38,773.64	33.15%
VDOT - Rocky Knob Project	73,000.00	1,325.11	1,325.11	71,674.89	1.82%
Floyd County	10,000.00	0.00	0.00	10,000.00	0.00%
Floyd Town	6,750.00	94.65	256.47	6,493.53	3.80%
Narrows Town	28,000.00	0.00	0.00	28,000.00	0.00%
Rich Creek Town	3,000.00	448.00	2,987.91	12.09	99.60%
Montgomery County	40,745.12	1,343.97	2,844.25	37,900.87	6.98%
Blacksburg Town	13,000.00	1,166.67	3,500.01	9,499.99	26.92%
Christiansburg Town	35,000.00	0.00	0.00	35,000.00	0.00%
Pulaski County	35,000.00	0.00	8,796.45	26,203.55	25.13%
Pulaski Town	41,500.00	0.00	0.00	41,500.00	0.00%
Radford University	55,500.00	0.00	0.00	55,500.00	0.00%
Miscellaneous (Meetings/Interest/Recovered Costs)	0.00	0.00	8.43	-8.43	0.00%
Virginia's First RIFA	27,500.00	2,291.66	6,874.98	20,625.02	25.00%
New River Community College	1,500.00	1,211.82	1,211.82	288.18	80.79%
NRV MPO	35,000.00	5,392.44	5,392.44	29,607.56	15.41%
Pembroke Town	10,000.00	0.00	0.00	10,000.00	0.00%
RV-ARC RideSolutions	33,680.00	11,851.78	11,851.78	21,828.22	35.19%
VHDA Regional Housing Local Support	30,000.00	3,161.08	3,161.08	26,838.92	10.54%
Dept of Environmental Quality	10,000.00	6,358.67	6,358.67	3,641.33	63.59%
VA Early Childhood Foundation	102,343.00	26,242.71	26,242.71	76,100.29	25.64%
VA Housing Development Authority	55,312.50	5,828.23	5,828.23	49,484.27	10.54%
Southwest Virginia SWMA	2,000.00	0.00	1,000.00	1,000.00	50.00%
New River Health District	25,000.00	0.00	0.00	25,000.00	0.00%
New River Valley Development Corporation	25,000.00	1,808.33	5,424.99	19,575.01	21.70%
Friends of Southwest Virginia	6,000.00	0.00	0.00	6,000.00	0.00%
One Care Southwest Virginia	15,000.00	0.00	0.00	15,000.00	0.00%
United Way Southwest Virginia	7,500.00	0.00	0.00	7,500.00	0.00%
ReNew the New	3,444.57	0.00	727.95	2,716.62	21.13%
Region I Planning & Development (WV)	10,500.00	6,211.98	6,211.98	4,288.02	59.16%
Smart Beginnings Fund Raising	790.00	0.00	0.00	790.00	0.00%
Unprogrammed ARC Jan-Jun 2019	9,750.00	0.00	0.00	9,750.00	0.00%
Sub Total Revenues	1,742,871.00	93,963.46	405,548.61	1,337,322.39	23.27%
Expenses					
Salaries	760,103.00	61,760.67	189,194.37	570,908.63	24.89%
Fringe Benefits	198,032.00	16,364.17	49,605.98	148,426.02	25.05%
Travel	17,650.00	186.20	2,032.07	15,617.93	11.51%
Office Space	49,968.00	3,766.42	12,492.00	37,476.00	25.00%
Communications	9,789.00	1,715.28	3,849.99	5,939.01	39.33%
Office Supplies	29,355.00	6,577.84	10,069.67	19,285.33	34.30%
Postage	1,775.00	18.52	531.50	1,243.50	29.94%
Printing	4,400.00	4,341.66	4,341.66	58.34	98.67%
Copier Usage/Maintenance	1,800.00	149.17	402.38	1,397.62	22.35%
Outreach/Media Adv	900.00	486.84	1,126.96	-226.96	125.22%
Equipment Rent/Copier	4,219.00	351.52	1,054.56	3,164.44	25.00%
Fleet Vehicles	8,471.00	80.39	386.20	8,084.80	4.56%
Dues/Publications	15,807.00	35.00	5,008.00	10,799.00	31.68%
Training/Staff Development	15,250.00	870.00	2,458.74	12,791.26	16.12%
Insurance	3,200.00	246.33	738.99	2,461.01	23.09%
Meeting Costs	10,850.00	145.66	1,089.79	9,760.21	10.04%
Capital Outlay	20,000.00	0.00	0.00	20,000.00	0.00%
Contractual Services	559,274.00	10,684.01	12,560.93	546,713.07	2.25%
Professional Services Audit/Legal	4,700.00	0.00	1,113.00	3,587.00	23.68%
Miscellaneous/Fees	4,150.00	385.45	1,267.74	2,882.26	30.55%
Sub Total Expenses	1,719,693.00	108,165.13	299,324.53	1,420,368.47	17.41%
NRVRC Balance	23,178.00	-14,201.67	106,224.08		

**New River/Mount Rogers Workforce Development Board
Revenue and Expenditures - September 2018**

NR/MR WDB Anticipated Revenues		September 2018	YTD	Under/Over	(25% of fiscal year) % Budget
Workforce Development Area	2,241,650.00	355,355.58	586,186.82	1,655,463.18	26.15%
Sub Total Revenues	2,241,650.00	355,355.58	586,186.82	1,655,463.18	
Expenses					
Salaries	464,696.00	40,319.17	117,453.25	347,242.75	25.28%
Fringe Benefits	135,070.00	10,921.73	32,333.22	102,736.78	23.94%
Travel	28,000.00	1,617.00	5,075.85	22,924.15	18.13%
Office Space	52,000.00	5,770.69	13,127.46	38,872.54	25.25%
Communications	11,000.00	838.13	2,119.92	8,880.08	19.27%
Office Supplies	15,000.00	645.87	2,719.54	12,280.46	18.13%
Postage	250.00	0.47	4.42	245.58	1.77%
Printing	1,500.00	0.00	0.00	1,500.00	0.00%
Copier Usage/Maintenance	1,500.00	63.19	63.19	1,436.81	4.21%
Outreach/Media Adv	46,000.00	3,699.35	5,393.80	40,606.20	11.73%
Equipment Rent/Copier	1,600.00	62.00	312.38	1,287.62	19.52%
Dues/Publications	3,500.00	0.00	0.00	3,500.00	0.00%
Training/Staff Development	14,500.00	-100.00	463.26	14,036.74	3.19%
Insurance	2,500.00	0.00	2,237.00	263.00	89.48%
Meeting Costs	8,000.00	286.28	2,328.12	5,671.88	29.10%
Contractual Services	1,444,984.00	290,231.70	401,555.41	1,043,428.59	27.79%
Professional Services Audit/Legal	10,200.00	0.00	0.00	10,200.00	0.00%
Miscellaneous/Fees	1,350.00	1,000.00	1,000.00	350.00	74.07%
Sub Total Expenses	2,241,650.00	355,355.58	586,186.82	1,655,463.18	26.15%
NR/MR WDB Balance	0.00	0.00	0.00		

Total Agency		September 2018	YTD	
Anticipated Revenue	3,984,521.00	449,319.04	991,735.43	24.89%
Anticipated Expense	3,961,343.00	463,520.71	885,511.35	22.35%
Balance	23,178.00	-14,201.67	106,224.08	

**New River Valley Regional Commission
Balance Sheet
Period From : 07/01/2018 to 9/30/2018**

Assets:

Operating Account	183,991.74
Certificate of Deposit	103,070.16
Money Market Account	84,713.18
Accounts Receivable	702,362.11
Prepaid Item	5,218.13
Total Assets:	<u><u>\$1,079,355.32</u></u>

Liabilities:

Accounts Payable	95,128.89
Accrued Annual Leave	73,071.22
Accrued Unemployment	23,998.49
Unearned Revenue	30,363.83
Expense Reimbursement	467.84
Total Liabilities:	<u><u>\$223,030.27</u></u>

Projects:

(Equity Accounts)	Net Projects	(41,287.80)
	Current Year Unrestricted	155,157.36
	Unrestricted Net Assets	740,485.78
	Total Projects (Equity)	<u><u>\$854,355.34</u></u>
	Total Liabilities and Projects	<u><u>\$1,077,385.61</u></u>
	Net Difference to be Reconciled*	<u><u>\$1,969.71</u></u>
	Total Adjustments to Post*	\$1,969.71
	Unreconciled Balance (after adjustment)	<u><u>\$0.00</u></u>

**YTD adjustment to Accrued Leave. Final adjustment will be posted to general ledger at fiscal year end closeout.*



6580 Valley Center Drive | Suite 124 | Radford, VA 24141 | 540-639-9313

NRVRC.ORG

COMMONWEALTH INTERGOVERNMENTAL REVIEW MEMORANDUM

TO: Regional Commission Board Members

FROM: Kevin R. Byrd, Executive Director

AGENDA ITEM: III. Intergovernmental Review Process, B. Regular Project Review, Item #1

CIRP Review

October 19, 2018

PROJECT: FY 2019 Drinking Water State Revolving Fund Program -- Safe Drinking Water Act VA180921-02100400400

SUBMITTED BY: Virginia Department of Health

PROJECT DESCRIPTION: The Department of Health is requesting comments on a project review notification.

PROJECT SENT FOR REVIEW TO: Commission Board Members

Strengthening the Region through Collaboration

Counties

Floyd | Giles
Montgomery | Pulaski
City
Radford

Towns

Blacksburg | Christiansburg
Floyd | Narrows | Pearisburg
Pembroke | Pulaski
Rich Creek

Higher Education

Virginia Tech
Radford University
New River Community College

September 20, 2018

MEMORANDUM

TO: Planning District Commissions

FROM: Steven D. Pellei, P.E., Director
Division of Construction Assistance, Planning and Policy
Office of Drinking Water

SUBJECT: Project Review Notification
Applicant: Virginia Department of Health
Project: FY 2019 Drinking Water State Revolving Fund Program -- Safe Drinking Water Act

This memo is to inform you of an opportunity to comment on the DWSRF Intended Use Plan and Project Priority list. This is the twenty-second year grant (FY 2019) which was established by the 1996 Amendments to the Safe Drinking Water Act.

We notified you about this grant through our February 2, 2018 website posting and the February 5, 2018 issue of the *Virginia Register/General Notices*. On September 16, 2018, we issued our draft Intended Use Plan (IUP). Also, on Wednesday, October 17, 2018, we will hold a public meeting, in Richmond to receive comment. The comment period remains open until November 16, 2018. A copy of the IUP is located on our website at

<http://www.vdh.virginia.gov/drinking-water/financial-construction-assistance-programs/drinking-water-state-revolving-fund-program/>

By November 16, 2018, please submit your comments by fax or by mail to:

**Division of Construction Assistance, Planning and Policy
Virginia Department of Health
Office of Drinking Water
109 Governor Street, 6th Floor
Richmond, Virginia 23219
FAX: (804) 864-7521**

If you have any questions, please call (804) 864-7500.

Enclosure (Response Form)
cc: EPA III

I. Summary

In accordance with the federal Safe Drinking Water Act Amendments (SDWA) of 1996 (P.L.104 - 182), which established a Drinking Water State Revolving Fund (DWSRF) Program to eligible states through a capitalization grant, the Virginia Department of Health (VDH) Office of Drinking Water (ODW) is making application for federal funding under this program. This funding application is made in accordance with and under the agreements established in the Operating Agreement executed between the EPA and the Commonwealth of Virginia that provides the framework for the DWSRF Program in Virginia. The Commonwealth of Virginia expects to have a total of approximately \$32 million available for utilization under the FY 2019 DWSRF grant program. This amount includes EPA's capitalization grant, Virginia's required state match, and loan repayments from past recipients. It is unlikely that VDH will receive notification of the actual grant amount Virginia is eligible to apply for until June of next year.

II. Introduction

The VDH has primary enforcement responsibility (primacy) for the Virginia's drinking water programs, and as such, is the designated agency to apply for and administer the capitalization grant for the DWSRF Program and related state funds.

This Draft Intended Use Plan (IUP) includes the Project Priority List and the Comprehensive Project List and the Construction Project Equivalency List. The most current version of the *Virginia Drinking Water State Revolving Fund Program - Program Design Manual*, (available on our website) is part of the IUP and outlines the Program's overall goals, the set-aside and construction aspects of the Program, entities eligible for funding, interest rates and terms, and criteria used to establish a Project Priority List.

In compliance with the requirement in SDWA sec. 1452(b)(1), the IUP undergoes public review and comment through a combination internet postings and a public meeting that is held in Richmond, Virginia. The IUP announcement is also placed in the General Notices section of the Virginia Register.

III. DWSRF Program Goals

VDH is committed to using the capitalization grant for which it is applying to provide assistance to water systems through set-asides and for capital improvement projects that will further the public health protection objectives of the Safe Drinking Water Act. VDH intends to award all assistance available under this capitalization grant in full conformance with the DWSRF program and the terms and conditions of the capitalization grant award.

The Virginia DWSRF Program activity incorporates the federal, state match, program revenue and repayments, and miscellaneous additional funds to implement the statewide programs to ensure adequate and safe drinking water to citizens. The construction loan and grant funds, in conjunction with the set-aside funds, provide funding sources for infrastructure projects, planning projects, sample testing, capacity development initiatives, state administrative costs, training, technical assistance, wellhead and source water protection, and other activities designed to enhance the state's water programs.

The Project Priority List (PPL) (Attachment 1) details the construction projects being funded, in priority order, and other relevant project information. The Comprehensive Project List (Attachment 1)

details all eligible projects submitted during this state application process, and provides additional projects to be funded in priority order, should funding become available.

The set-aside funds are used to maintain and advance waterworks support initiatives that contribute to the sustainability of safe drinking water. The set-asides funds are made available to assist waterworks owners in protecting water supplies, ensuring the reliable operation of water systems, preparing for future waterworks challenges, and developing their technical, financial, and managerial capacity (TMF - Capacity Development). Although the waterworks and their consumers are the direct benefactors of these funding efforts, the initiatives may originate with any number of concerned parties and may be used in cooperative efforts with other entities to maximize the outcome. The set-aside uses are outlined later in this document.

A. Long Term and Short Term Goals

VDH is committed to promoting and protecting the health of Virginians. That mission is supported by a number of critical functions including activities implemented by the ODW. ODW supports the mission through regulatory, technical, and financial programs designed to enhance the quality of water provided to the citizens of the Commonwealth. The DWSRF program provides VDH with the means to achieve these goals.

VDH has a goal to utilize the DWSRF resources to implement a long-term, sustainable program focused on providing technical, financial, and managerial resources to waterworks owners. VDH accomplishes this through an integrated assistance program to provide technical and financial resources targeted to waterworks that exhibit a specific need for assistance. VDH established the following priorities for the DWSRF program:

Long Term

- Protect the public health and welfare by supporting activities that ensure adequate water quantity and quality are provided to users of waterworks.
- Ensure the sustainability of the DWSRF program and related funding to benefit Virginians over the greatest number of years.
- Assist waterworks owners in complying with federal and state mandated drinking water regulations through programmatic, technical, and construction assistance.
- Assist waterworks owners to develop long term strategies for sustainable infrastructure (managerial, technical, and financial capability) to provide safe drinking water.
- Assist waterworks owners in the protection of their source waters by supporting source water protection programs.
- Make technical and financial assistance available to waterworks owners and consumers through effective outreach programs.

Short Term

- Allocate DWSRF Program funds efficiently so Virginians may realize a prompt benefit.
- Assist waterworks owners through innovative and effective technical assistance programs.
- Promote consolidation and regionalization of water supplies and waterworks through both programmatic and construction assistance.
- Provide a source of low cost financing for drinking water needs.
- Require that all new Community and Nontransient Noncommunity water systems beginning operation after October 1, 1999, demonstrate the technical, financial, and managerial capacity required to operate a waterworks.



6580 Valley Center Drive | Suite 124 | Radford, VA 24141 | 540-639-9313

N R V R C . O R G

October 18, 2018

Executive Director's Report

Economic Development:

- The POWER grants submitted for expanding the New River Water Trail and a wireless broadband project serving parts of Giles, Montgomery and Pulaski counties should be reviewed later this month with notice of grant awards anticipated in November.
- A How to Apply workshop for Appalachian Regional Commission funding will be held on October 29th at 2:00 in Abingdon at the Higher Education Center. If communities are pursuing funding please reach out to me so I can provide advisement and support through the application development phase.

Transportation:

- Ray Smoot, Union Bank President and retired VT administrator, was recently appointed by Governor Northam to serve as the Salem District representative on the Commonwealth Transportation Board. This appointment marks the first NRV leader to serve in this role.
- VDOT will be holding their fall public meeting on 10/25 at 2:00 at the Holiday Inn Valley View to share the SMART SCALE projects received and distribute information on the Statewide Transportation Improvement Program. At 3:00, the meeting will shift to an update session on the I-81 Study. Commission will have staff attending to collect information prior to Commission meeting that evening.
- In early October the NRV Rail 2020 committee working on station ownership and operations reviewed three site design scenarios provided by Hurt & Proffitt. The committee is scheduled to select their preferred site design at their meeting on November 7th which will be accompanied by an order of magnitude of cost to develop the site.

Regional:

- The Commission worked with Montgomery County to submit a planning grant application to the VA Dept of Housing and Community Development to update the New River Valley Regional Broadband Plan. The application also identified the need to study vertical assets (ie-water tanks, tower structures) available for wireless internet delivery.
- Last week the Commission issued a press release for the Regional Housing Study. The release included a survey link for the general public to provide input on their home buying or renting experiences in the region. In the coming weeks kick-off meetings for the Leadership Team and the larger Consortium group will be scheduled.

Commission:

- Our annual staff retreat was held at the Hotel Floyd on October 2nd. Outcomes include direction for celebrating the Commission's 50th anniversary in 2019, along with work program goals for the communications and technology committees. We wrapped up the day with a tour of downtown Floyd provided by their town manager, Kayla Cox.
- The Commission received four responses to the office redesign RFP issued in late September. Staff reviewed the proposals and the Executive Committee is set to review them at their meeting on 10/18.



6580 Valley Center Drive | Suite 124 | Radford, VA 24141 | 540-639-9313

NRVRC.ORG

MEMORANDUM

To: NRVRC Board Members
From: Kevin R. Byrd, Executive Director
Date: October 18, 2018
Re: Pathways to the American Dream Project Overview

In late 2016 the New River-Mount Rogers Workforce Development Board was successful in securing a highly competitive \$6.0 million national grant award from the US Department of Labor to help disadvantaged workers across Southwest Virginia get the training and jobs they need. Jenny Bolte, the project manager for the Pathways to the American Dream Project, will be at the October Commission meeting to provide an overview of the program and client impacts to date.

The Pathways to the American Dream project scope includes the following:

- Create a regional workforce strategy for sector partnerships in manufacturing, healthcare and information technology industries.
- Increase opportunities for unemployed and underemployed adults and incumbent workers to earn skills or credentials in middle-to-high skilled occupations.
- Develop a “credit for prior learning” system and process.
- Develop a portal for information about the three industries, their needed occupations, skill requirements, and available training programs (traditional and non-traditional).
- Provide evidence-based design data and outcomes so Virginia legislators can adopt policies.

The grant plans to serve 1,100 individuals by December 2020. Through June 30, 2018 the project has served:

- 621 participants, of this number,
 - 103 are employed workers needing additional skills/training, and
 - 518 are un/underemployed workers.
- 398 have completed training and earned credentials, and
- 241 have obtained or advanced employment.
- Median hourly wage currently is \$22.17

Strengthening the Region through Collaboration

Counties

Floyd | Giles
Montgomery | Pulaski
City
Radford

Towns

Blacksburg | Christiansburg
Floyd | Narrows | Pearisburg
Pembroke | Pulaski
Rich Creek

Higher Education

Virginia Tech
Radford University
New River Community College



6580 Valley Center Drive | Suite 124 | Radford, VA 24141 | 540-639-9313

NRVRC.ORG

MEMORANDUM

To: NRVRC Board Members
From: Kevin R. Byrd, Executive Director
Date: October 18, 2018
Re: I-81 Corridor Resolution for Consideration

The 2018 Virginia General Assembly directed the Commonwealth Transportation Board to develop and adopt an Interstate 81 Corridor Improvement Plan along with evaluating financing options for the improvements. Public feedback is taking place throughout the study process, previously referenced at Commission meetings and in the director's report. More information about the process and findings to date can be found at the link below. The resolution attached is for the Commission to consider adopting which would encourage the General Assembly to adopt a corridor plan and designate funding for implementation, although it does not recommend specific funding strategies.

http://www.ctb.virginia.gov/projects/major_projects/i-81_study.asp

Strengthening the Region through Collaboration

Counties

Floyd | Giles
Montgomery | Pulaski
City
Radford

Towns

Blacksburg | Christiansburg
Floyd | Narrows | Pearisburg
Pembroke | Pulaski
Rich Creek

Higher Education

Virginia Tech
Radford University
New River Community College



6580 Valley Center Drive | Suite 124 | Radford, VA 24141 | 540-639-9313

NRVRC.ORG

The 25th day of October 2018

RESOLUTION

In Support of Improvements to Interstate 81 and a Regionally Dedicated Fund for Corridor Improvements

WHEREAS, the 2018 Virginia General Assembly directed the Commonwealth Transportation Board to develop and adopt an Interstate 81 Corridor Improvement Plan and evaluate financing options for Interstate 81 corridor improvements; and

WHEREAS, during the June 6 – August 6 public comment period, the Virginia Department of Transportation received 161 congestion comments, 138 safety comments, and 104 policy comments; and,

WHEREAS, data from the Virginia Department of Transportation shows that Interstate 81 has the highest proportion of incident delay compared to all other Virginia interstate, and the loss of one lane leads to 65 percent reduction in highway capacity; and,

WHEREAS, Interstate 81 is critical to the economic vitality of Virginia, carrying \$312 billion in goods each year; and,

WHEREAS, the Virginia Office of Intermodal Planning and Investment will assess a variety of funding mechanisms and will report on the economic impact of truck-only tolling on Virginia manufacturing, agriculture, and logistics sector companies; and,

WHEREAS, existing revenues are not sufficient to fund the identified improvements to Interstate 81, and the highest investment on other Virginia interstates is sourced from regionally dedicated funds.

NOW, THEREFORE, BE IT RESOLVED, that following the completion of the I-81 Corridor Improvement Plan and its approval by the Commonwealth Transportation Board, the New River Valley Regional Commission strongly urges the General Assembly to consider solutions to support improvements to Interstate 81 through designated funding, which would specifically benefit the I-81 Corridor region.

M. Harvey, Chair
New River Valley Regional Commission

Counties

Floyd | Giles
Montgomery | Pulaski

City

Radford

Towns

Blacksburg | Christiansburg
Floyd | Narrows | Pearisburg
Pembroke | Pulaski
Rich Creek

Higher Education

Virginia Tech
Radford University
New River Community College



6580 Valley Center Drive | Suite 124 | Radford, VA 24141 | 540-639-9313

NRVRC.ORG

MEMORANDUM

To: NRVRC Board Members
From: Kevin R. Byrd, Executive Director
Date: October 18, 2018
Re: FY20 Per Capita Assessment Rate (Commission Dues)

Each year the New River Valley Regional Commission sets the per capita assessment rate that is charged to members of the Commission. The per capita assessment serves as the financial foundation of the agency. This funding is critical to the agency and is typically leveraged at a rate of 10:1. The assessment foundation helps generate an overall budget of approximately \$1.7 million for the agency which is reflected by services returned to members of the Commission.

The current assessment rate is \$1.29 per capita based on 2015 Census figures. Last October, the Commission decided to use the 2015 population estimates from the Census for the FY18 assessment rather than waiting until 2020 for updated population figures. This approach provided for smaller adjustments rather than a large adjustment that may come with a 10-year population factor. The FY20 proposed rate of \$1.29 is unchanged from FY19. The Commission typically adjusts the rate every two years and last year was the second year the rate was applied to the 2015 Census which represented a net positive to the Commission because of overall population increase in the region. FY20 will be the third year using the 2015 population with the \$1.29 rate established in FY17, so no adjustment is recommended at this time.

The per capita assessment as proposed for FY20 generates \$233,866 for the Commission to use as matching funds for programs. The programs that require match are VDOT's rural transportation planning (\$14,500), Economic Development Administration – Economic Development District funds (\$70,000), Appalachian Regional Commission (\$68,000), Ride Solutions (car pool matching program) (\$9,261) and to cover match for projects that arise during the year. The per capita assessment is considered unrestricted funds and allows the Commission to provide match for the programs identified above, support office operation, as well as technology and training needs of staff, and creates the opportunity for new programs in the region if all unrestricted funds are not programmed.

The attached table illustrates the assessment rate for FY20 utilizing the 2015 population figures by member. It is important to note; the Commission removes town populations from the counties. Also, university membership is calculated based on the on-campus residents and their population is removed from the host locality. New River Community College will be assessed based on their enrolled students who reside outside of the region. This approach avoids a double assessment for town residents as well as student populations.

Strengthening the Region through Collaboration

Counties

Floyd | Giles
Montgomery | Pulaski
City
Radford

Towns

Blacksburg | Christiansburg
Floyd | Narrows | Pearisburg
Pembroke | Pulaski
Rich Creek

Higher Education

Virginia Tech
Radford University
New River Community College

**New River Valley Regional Commission
Per Capita Assessment Rate FY20**

	Assessed	FY19 Current/FY20 Proposed		
	Population 2015*	1.29	1.31	1.33
Floyd County	15,211	\$19,622.19	\$19,926.41	\$20,230.63
Town of Floyd	439	\$566.31	\$575.09	\$583.87
Giles County	11,329	\$14,614.41	\$14,840.99	\$15,067.57
Pearisburg	2,678	\$3,454.62	\$3,508.18	\$3,561.74
Narrows	1,953	\$2,519.37	\$2,558.43	\$2,597.49
Rich Creek	748	\$964.92	\$979.88	\$994.84
Pembroke	1,328	\$1,713.12	\$1,739.68	\$1,766.24
Pulaski County	22,908	\$29,551.32	\$30,009.48	\$30,467.64
Town of Pulaski	8,890	\$11,468.10	\$11,645.90	\$11,823.70
Montgomery County	31,495	\$40,628.55	\$41,258.45	\$41,888.35
Blacksburg	35,215	\$45,427.35	\$46,131.65	\$46,835.95
Christiansburg	21,943	\$28,306.47	\$28,745.33	\$29,184.19
City of Radford	14,453	\$18,644.37	\$18,933.43	\$19,222.49
Radford University	2,950	\$3,805.50	\$3,864.50	\$3,923.50
Virginia Tech	9,000	\$11,610.00	\$11,790.00	\$11,970.00
New River Comm. Coll.	752	\$970.08	\$985.12	\$1,000.16
Total Assessed Pop	181,292	\$233,866.68	\$237,492.52	\$241,118.36

*2015 population estimates based on Census.gov

**FY20 assessment is based on 2015 Census.gov population estimates

-Rate to remain same for FY18, FY19 and FY20

-Town populations are removed from County populations

-University populations are based on the on-campus residents and removed from host locality population

-New River Community College assessment is based on out-of-region enrolled students



6580 Valley Center Drive | Suite 124 | Radford, VA 24141 | 540-639-9313

NRVRC.ORG

MEMORANDUM

To: NRVRC Board Members
From: Kevin R. Byrd, Executive Director
Date: October 18, 2018
Re: November Commission Meeting Date

The regular Commission meeting date for November falls on the Thanksgiving holiday. Historically, the Commission has opted to move the meeting to the third Thursday. This year November has five Thursdays, so the Executive Committee is recommending moving the meeting to Thursday November 29th at 6:00pm. The Commission will need to take action at their October 25th meeting on which date to meet in November.

Strengthening the Region through Collaboration

Counties

Floyd | Giles
Montgomery | Pulaski
City
Radford

Towns

Blacksburg | Christiansburg
Floyd | Narrows | Pearisburg
Pembroke | Pulaski
Rich Creek

Higher Education

Virginia Tech
Radford University
New River Community College



Agenda

November 29, 2018

6:00 p.m.—New River Valley Business Center, Fairlawn

- I. **CALL TO ORDER**
- II. **CONSENT AGENDA**
 - A. Approval of Minutes for October
 - B. [Approval of Treasurer's Report for October](#)
- III. **COMMONWEALTH INTERGOVERNMENTAL REVIEW PROCESS**
 - A. Projects (Signed-off by the staff)
 - 1. Reissuance of Town of Pulaski Water Treatment Plant's VPDES Permit
 - 2. Loan Application for acquisition of building and land for Town of Floyd business expansion
 - B. Regular Project Review
None
 - C. Environmental Project Review
None
- IV. **PUBLIC ADDRESS**
- V. **REVIEW OF MUTUAL CONCERNS AND COMMISSIONERS' REPORTS**
- VI. **CHAIR'S REPORT**
- VII. [EXECUTIVE DIRECTOR'S REPORT](#)
- VIII. **OLD BUSINESS**
- IX. **NEW BUSINESS**
 - A. [Valleys Innovation Council](#)
Presentation by: Doug Juanarena and Meredith Hundley
Commission Discussion
 - B. [FY18 Audit Report](#)
Commission Action
 - C. [Comprehensive Economic Development Strategy Committee Composition](#)
Commission Action
 - D. December meeting traditionally cancelled. Next meeting January 24th.
Commission Action

All meeting materials posted on the Commission website www.nrvrc.org

The New River Valley Regional Commission provides area wide planning for the physical, social, and economic elements of the district; encourages and assists local governments in planning for their future; provides a means of coordinating federal, state, and local efforts to resolve area problems; provides a forum for review of mutual concerns; and implements services upon request of member local governments.



6580 Valley Center Drive | Suite 124 | Radford, VA 24141 | 540-639-9313

NRVRC.ORG

MEMORANDUM

To: NRVRC Board Members
From: Janet McNew, Finance Director
Date: November 19, 2018
Re: October 2018 Financial Statements

The October 2018 Revenue and Expenditure Reports and Balance Sheet are enclosed for your review. Financial reports are reviewed by the Executive Committee prior to inclusion in the meeting packet.

The Revenue and Expense report compares actual year to date receipts and expenses to the FY18-19 budget adopted by the Commission at the June 28, 2018 meeting. The financial operations of the agency are somewhat fluid and projects, added and modified throughout the year, along with the high volume of Workforce program activities, impact the adopted budget. To provide clarity, separate revenue and expense reports are now provided for Commission and Workforce Development Board activities.

As of month-end October 2018 (33.3% of the fiscal year), Commission overall year to date revenues are 27.19% and expenses are 24.58% of adopted budget. The two largest budget expense lines, Salary and Fringe, are in line with fiscal year at 33.29% and 33.33%, respectively. As first reported last month, other line items of note are Printing at 99% and Outreach/Media Ad at 125% of adopted budget. Printing expense is related to production of the FY18 annual report. Advertising overage is due to unbudgeted, but reimbursable, project expenses.

While monthly revenue lags expense, the year to date revenue position is a positive \$51K due primarily to the FY19 assessment (Commission dues) invoiced in July and ability to invoice quarterly projects. Commission revenue fluctuates as most projects are not invoiced on a monthly fixed amount basis.

Looking at the balance sheet, Accounts Receivable total is \$660,468. Of this total, Workforce receivables are \$488,073 (74%) and current. The Executive Committee reviews all aged receivables over 60 days and no receivables are deemed uncollectible. Net Projects (\$114,506) represents current year project expenses, primarily benchmark projects, that cannot be invoiced yet and posted to receivables.

Counties
Floyd | Giles
Montgomery | Pulaski

City
Radford

Towns
Blacksburg | Christiansburg
Floyd | Narrows | Pearisburg
Pembroke | Pulaski | Rich Creek

Higher Education
Virginia Tech | Radford University
New River Community College

**New River Valley Regional Commission
Revenue and Expenditures - October 2018**

FY18-19 Budget Adopted 6/28/2018		October 2018	YTD	Under/Over	(33.3% of FY) % Budget
NRVRC Anticipated Revenues					
ARC	68,666.00	17,167.00	34,334.00	34,332.00	50.00%
ARC - Princes Fork	369,552.13	0.00	0.00	369,552.13	0.00%
LOCAL ASSESSMENT	233,866.68	4,905.50	224,055.49	9,811.19	95.80%
DHCD - Administrative Grant	75,971.00	37,985.00	37,985.00	37,986.00	50.00%
EDA	70,000.00	0.00	17,500.00	52,500.00	25.00%
Workforce Fiscal Agent	65,000.00	0.00	20,000.00	45,000.00	30.77%
Workforce Pathways Fiscal Agent	50,000.00	0.00	12,500.00	37,500.00	25.00%
VDOT	58,000.00	0.00	19,226.36	38,773.64	33.15%
VDOT - Rocky Knob Project	73,000.00	0.00	1,325.11	71,674.89	1.82%
Floyd County	10,000.00	0.00	0.00	10,000.00	0.00%
Floyd Town	6,750.00	250.74	507.21	6,242.79	7.51%
Narrows Town	28,000.00	0.00	0.00	28,000.00	0.00%
Rich Creek Town	3,000.00	0.00	2,987.91	12.09	99.60%
Montgomery County	40,745.12	934.74	3,778.99	36,966.13	9.27%
Blacksburg Town	13,000.00	1,166.67	4,666.68	8,333.32	35.90%
Christiansburg Town	35,000.00	0.00	0.00	35,000.00	0.00%
Pulaski County	35,000.00	941.34	9,737.79	25,262.21	27.82%
Pulaski Town	41,500.00	0.00	0.00	41,500.00	0.00%
Radford University	55,500.00	0.00	0.00	55,500.00	0.00%
Miscellaneous (Meetings/Interest/Recovered Costs)	0.00	92.74	101.17	-101.17	0.00%
Virginia's First RIFA	27,500.00	2,291.66	9,166.64	18,333.36	33.33%
New River Community College	1,500.00	0.00	1,211.82	288.18	80.79%
NRV MPO	35,000.00	841.15	6,233.59	28,766.41	17.81%
Pembroke Town	10,000.00	0.00	0.00	10,000.00	0.00%
RV-ARC RideSolutions	33,680.00	0.00	11,851.78	21,828.22	35.19%
VHDA Regional Housing Local Support	30,000.00	0.00	3,161.08	26,838.92	10.54%
Dept of Environmental Quality	10,000.00	0.00	6,358.67	3,641.33	63.59%
VA Early Childhood Foundation	102,343.00	0.00	26,242.71	76,100.29	25.64%
VA Housing Development Authority	55,312.50	0.00	5,828.23	49,484.27	10.54%
Southwest Virginia SWMA	2,000.00	0.00	1,000.00	1,000.00	50.00%
New River Health District	25,000.00	0.00	0.00	25,000.00	0.00%
New River Valley Development Corporation	25,000.00	1,808.33	7,233.32	17,766.68	28.93%
Friends of Southwest Virginia	6,000.00	0.00	0.00	6,000.00	0.00%
One Care Southwest Virginia	15,000.00	0.00	0.00	15,000.00	0.00%
United Way Southwest Virginia	7,500.00	0.00	0.00	7,500.00	0.00%
ReNew the New	3,444.57	0.00	727.95	2,716.62	21.13%
Region I Planning & Development (WV)	10,500.00	0.00	6,211.98	4,288.02	59.16%
Smart Beginnings Fund Raising	790.00	0.00	0.00	790.00	0.00%
Unprogrammed ARC Jan-Jun 2019	9,750.00	0.00	0.00	9,750.00	0.00%
Sub Total Revenues	1,742,871.00	68,384.87	473,933.48	1,268,937.52	27.19%
Expenses					
Salaries	760,103.00	63,810.65	253,005.02	507,097.98	33.29%
Fringe Benefits	198,032.00	16,402.17	66,008.15	132,023.85	33.33%
Travel	17,650.00	4,784.70	6,816.77	10,833.23	38.62%
Office Space	49,968.00	4,164.00	16,656.00	33,312.00	33.33%
Communications	9,789.00	722.69	4,572.68	5,216.32	46.71%
Office Supplies	29,355.00	6,540.31	16,609.98	12,745.02	56.58%
Postage	1,775.00	430.37	961.87	813.13	54.19%
Printing	4,400.00	0.00	4,341.66	58.34	98.67%
Copier Usage/Maintenance	1,800.00	201.21	603.59	1,196.41	33.53%
Outreach/Media Adv	900.00	0.00	1,126.96	-226.96	125.22%
Equipment Rent/Copier	4,219.00	351.52	1,406.08	2,812.92	33.33%
Fleet Vehicles	8,471.00	158.13	544.33	7,926.67	6.43%
Dues/Publications	15,807.00	2,971.00	7,979.00	7,828.00	50.48%
Training/Staff Development	15,250.00	1,813.12	4,271.86	10,978.14	28.01%
Insurance	3,200.00	246.33	985.32	2,214.68	30.79%
Meeting Costs	10,850.00	862.19	1,951.98	8,898.02	17.99%
Capital Outlay	20,000.00	0.00	0.00	20,000.00	0.00%
Contractual Services	559,274.00	19,472.25	32,033.18	527,240.82	5.73%
Professional Services Audit/Legal	4,700.00	0.00	1,113.00	3,587.00	23.68%
Miscellaneous/Fees	4,150.00	364.61	1,632.35	2,517.65	39.33%
Sub Total Expenses	1,719,693.00	123,295.25	422,619.78	1,297,073.22	24.58%
NRVRC Balance	23,178.00	-54,910.38	51,313.70		

**New River/Mount Rogers Workforce Development Board
Revenue and Expenditures - October 2018**

(33.3% of fiscal year)

NR/MR WDB Anticipated Revenues		October 2018	YTD	Under/Over	% Budget
Workforce Development Area	2,241,650.00	132,717.09	718,903.91	1,522,746.09	32.07%
Sub Total Revenues	2,241,650.00	132,717.09	718,903.91	1,522,746.09	
Expenses					
Salaries	464,696.00	40,023.03	157,476.28	307,219.72	33.89%
Fringe Benefits	135,070.00	10,689.90	43,023.12	92,046.88	31.85%
Travel	28,000.00	2,436.53	7,512.38	20,487.62	26.83%
Office Space	52,000.00	4,274.20	17,401.66	34,598.34	33.46%
Communications	11,000.00	997.72	3,117.64	7,882.36	28.34%
Office Supplies	15,000.00	840.70	3,560.24	11,439.76	23.73%
Postage	250.00	68.62	73.04	176.96	29.22%
Printing	1,500.00	232.25	232.25	1,267.75	15.48%
Copier Usage/Maintenance	1,500.00	63.19	126.38	1,373.62	8.43%
Outreach/Media Adv	46,000.00	7,465.95	12,859.75	33,140.25	27.96%
Equipment Rent/Copier	1,600.00	62.00	374.38	1,225.62	23.40%
Dues/Publications	3,500.00	0.00	0.00	3,500.00	0.00%
Training/Staff Development	14,500.00	54.56	517.82	13,982.18	3.57%
Insurance	2,500.00	0.00	2,237.00	263.00	89.48%
Meeting Costs	8,000.00	581.26	2,909.38	5,090.62	36.37%
Contractual Services	1,444,984.00	64,927.18	466,482.59	978,501.41	32.28%
Professional Services Audit/Legal	10,200.00	0.00	0.00	10,200.00	0.00%
Miscellaneous/Fees	1,350.00	0.00	1,000.00	350.00	74.07%
Sub Total Expenses	2,241,650.00	132,717.09	718,903.91	1,522,746.09	32.07%
NR/MR WDB Balance	0.00	0.00	0.00		

Total Agency R&E		October 2018	YTD	
Anticipated Revenue	3,984,521.00	201,101.96	1,192,837.39	29.94%
Anticipated Expense	3,961,343.00	256,012.34	1,141,523.69	28.82%
Balance	23,178.00	-54,910.38	51,313.70	

**New River Valley Regional Commission
Balance Sheet
Period From : 07/01/2018 to 10/31/2018**

Assets:

Operating Account	171,015.52
Certificate of Deposit	103,070.16
Money Market Account	84,713.18
Accounts Receivable	660,468.36
Prepaid Item	4,638.34
Total Assets:	<u><u>\$1,023,905.56</u></u>

Liabilities:

Accounts Payable	92,892.57
Accrued Annual Leave	73,071.22
Accrued Unemployment	24,008.87
Unearned Revenue	30,363.83
Expense Reimbursement	631.75
Total Liabilities:	<u><u>\$220,968.24</u></u>

Projects:

(Equity Accounts)	Net Projects	(114,505.90)
	Current Year Unrestricted	173,465.09
	Unrestricted Net Assets	740,485.78
	Total Projects (Equity)	<u><u>\$799,444.97</u></u>
	Total Liabilities and Projects	<u><u>\$1,020,413.21</u></u>
	Net Difference to be Reconciled*	<u><u>\$3,492.35</u></u>
	Total Adjustments to Post*	\$3,492.35
	Unreconciled Balance (after adjustment)	<u><u>\$0.00</u></u>

**YTD adjustment to Accrued Leave. Final adjustment will be posted to general ledger at fiscal year end closeout.*



6580 Valley Center Drive | Suite 124 | Radford, VA 24141 | 540-639-9313

N R V R C . O R G

November 19, 2018

Executive Director's Report

Economic Development:

- Appalachian Regional Commission Area Development funding requests will be due on January 7, 2019. If communities are pursuing funding please reach out to me so I can provide advisement and support through the application development phase.

Transportation:

- Commission staff is hosting Ray Smoot, the new Commonwealth Transportation Board member for the Salem District, on December 10th so members can meet one-on-one with Mr. Smoot to review their transportation needs. All timeslots are full!
- The Commission is providing staff support to the Montgomery County Board of Supervisors Regional Trails Forum scheduled for 11/29 10:00-12:00 at the County Government Center.
- The 2019 General Assembly session will have a focus on I-81 given the study conducted during 2018. To stay up to date on the study contents and materials, please visit www.ctb.virginia.gov/projects/major_projects/i-81_study.asp
- The NRV Rail 2020 committee working on station ownership and operations reviewed three site design scenarios provided by Hurt & Proffitt. The committee provided input to make modifications to one of the scenarios and plans to wrap up the concept design by end of the month. The committee arrived at consensus on recommending an authority for the ownership model along with a method to distribute costs equitably. The committee report is scheduled to be complete in December.

Regional:

- The Regional Broadband Plan Update planning grant request submitted by the Commission with Montgomery County in the applicant role was funded by the VA Dept of Housing and Community Development. A meeting will take place on 11/20 to further define the scope of the plan update since the funding amount will not cover the full extent of the project.
- The Regional Housing Study Leadership Team (smaller group) met for the first time on 11/1 and the group provided great insight at this early stage of the project. The first Consortium meeting (larger group) will take place on December 12th at the NRV Association of Realtors office in Christiansburg.
- The Commission, Community Foundation of the NRV and Onward NRV are co-hosting our first event together! It will be a livestreaming Learning Exchange hosted by Virginia Community Capital on December 13th. Invites will be emailed soon.

Commission:

- The Commission's 50th anniversary will take place in 2019. During our staff retreat we began identifying ways to acknowledge the milestone. One item was a General Assembly Resolution which was sent earlier this month to Delegate Rush for pre-filing in the 2019 session.
- The office space redesign project will be conducted by Colley Architects based in Blacksburg. The process is expected to kick-off in December and take about two months for the schematic design phase to be complete.



6580 Valley Center Drive | Suite 124 | Radford, VA 24141 | 540-639-9313

N R V R C . O R G

MEMORANDUM

To: NRVRC Board Members
From: Kevin R. Byrd, Executive Director
Date: November 19, 2019
Re: Valleys Innovation Council Program Overview

At the November meeting there will be a presentation on the Valleys Innovation Council by Doug Juanarena, board member, and Meredith Hundley, program director. More information about the Valleys Innovation Council is below and attached. You can also visit their website <https://www.valleysinnovation.org>

Valleys Innovation Council (VIC) launched in January 2018 as a 501c3 nonprofit organization with a 20+ member board of regional leaders supporting innovation and entrepreneurship in the New River and Roanoke Valleys. By connecting, communicating, and collaborating with regional stakeholders in higher education, government, industry, and community organizations, VIC works to align regional assets and strengthen the region's innovation economy. A strong innovation economy will have cascading regional benefits including higher-wage jobs that accompany innovation-based businesses and the successful commercialization of cutting-edge research with transformational potential for the Commonwealth and beyond. For 2018, VIC selected three initial focus areas: telling the region's stories of innovation, tracking the region's innovation economy, and research commercialization strategies and assets.

Strengthening the Region through Collaboration

Counties

Floyd | Giles
Montgomery | Pulaski
City
Radford

Towns

Blacksburg | Christiansburg
Floyd | Narrows | Pearisburg
Pembroke | Pulaski
Rich Creek

Higher Education

Virginia Tech
Radford University
New River Community College

Frequently Asked Questions

Question	Answer
<p>What is the Valleys Innovation Council?</p>	<p>Valleys Innovation Council (“VIC” hereafter) is a 501(c)(3) nonprofit organization launched in January 2018 to connect, communicate, and collaborate with regional stakeholders to support the region with a focus on our innovation economy.</p> <p>VIC’s initial regional work encompasses the New River and Roanoke Valleys, but its full region of interest corresponds to Region 2 of GO Virginia. This region consists of the cities of Covington, Lynchburg, Radford, Roanoke, and Salem and the counties of Alleghany, Amherst, Appomattox, Bedford, Botetourt, Campbell, Craig, Floyd, Franklin, Giles, Montgomery, Pulaski, and Roanoke.</p>
<p>Why is growing the region’s innovation economy important and necessary?</p>	<p>Innovation-based companies generally create more jobs requiring knowledge and skills related to science, technology, engineering, and math, often referred to as “STEM jobs”. The national average for a college educated, STEM worker is approximately \$81,000, which is about 1.5x the average annual wage in our region. Recent research conducted by the Pew Research Center found that employment in STEM occupations has grown in the US by 79% since 1990 to a current level of 17.3 million jobs. This growth rate outpaces overall US job growth.</p> <p>Both Virginia and our region have lagged the nation in creating higher wage STEM jobs. Despite having a leading, nationally recognized research university, a significant number of PhD/MS degreed STEM researchers and a large amount of research expenditures, our region’s graduates, many of whom are well qualified for higher wage STEM occupations, are largely being exported to areas of our nation that have a greater density of technology companies and significantly higher levels of venture capital investment and start-up activity.</p> <p>Consequently, our region is not realizing its full potential with respect to growing, attracting and retaining high wage STEM jobs. By focusing on the region’s innovation economy, VIC’s work aspires to grow high wage jobs to benefit current residents of the region, as well as to retain more of the talent being educated in our colleges and universities.</p>



Valleys Innovation Council
 1700 Kraft Drive Suite 2155
 Blacksburg, VA 24060
<https://www.valleysinnovation.org>

<p>How will VIC accomplish its mission?</p>	<p>VIC has assessed the current state of our region’s innovation ecosystem from a competitiveness perspective. While there are many strengths in the region, there are also weaknesses such as the lack of experienced entrepreneurs, start-ups, and access to venture capital. Through strategic planning, facilitating regional coordination and investing in regional capacity building, VIC will address these gaps by:</p> <ol style="list-style-type: none"> 1) Working with our region’s research universities and centers to improve the translation of research and intellectual property into commercial products that either help existing companies grow or create start-up opportunities to spur new company growth; 2) Strengthening the region’s accelerator programs and support the growth of more incubation and coworking spaces; 3) Improving access to venture capital by supporting existing venture funds and the formation of new funds and angel investing activities; 4) Growing our region’s base of entrepreneurs by supporting mentoring and entrepreneur-in-residence programs to support prospective entrepreneurs; 5) Tracking and measuring how our region’s innovation economy is doing as compared to peers; and 6) Working together with regional economic development organizations to assist in the development of strategies and provide support to help attract and retain innovation-based firms to the region.
<p>How is VIC governed?</p>	<p>VIC has a 22-member board of directors comprised of experienced technology company founders, funders, researchers, educators and business leaders from the region.</p>
<p>How is VIC supported financially?</p>	<p>VIC’s funding support comes from a combination of regional industry and academic supporters, such as Carilion Clinic and Virginia Tech, grants from localities and the Commonwealth of Virginia, as well as corporate contributions from local businesses.</p>
<p>Where can I learn more about VIC?</p>	<p>Please visit: www.valleysinnovation.org or contact our main office: 540-443-9216</p>



Valleys Innovation Council
 1700 Kraft Drive Suite 2155
 Blacksburg, VA 24060
<https://www.valleysinnovation.org>



6580 Valley Center Drive | Suite 124 | Radford, VA 24141 | 540-639-9313

N R V R C . O R G

MEMORANDUM

To: NRVRC Board Members
From: Kevin R. Byrd, Executive Director
Date: November 19, 2019
Re: FY18 Audit Report

Enclosed is the FY18 audit prepared by Corbin Stone, a Certified Public Accountant, with Robinson, Farmer, Cox Associates based in Blacksburg. Mr. Stone and his staff were on-site in August to conduct the FY18 audit and provided the attached cover letter and financial report for the Commission Board of Directors to review. The audit report finds all Commission programs were in compliance and did not identify any deficiencies in internal control over compliance that the auditor would consider to be material weaknesses.

It is important to note the audit has become much more complex as a result of regulations established by the Governmental Accounting Standards Board (GASB). Below are some highlights of the audit report. The Commission must take action whether to accept the audit report as presented.

Financial Section:

Exhibit 1 (pg. 4) *Statement of Net Position* is a full accrual statement which includes analysis of pension plans, as required by GASB 68. Implemented beginning FY15, GASB 68 requires governments providing defined benefit pensions to recognize their long-term obligations for benefits as a liability. The Commission is a member of the Virginia Retirement System. The analysis of plan contributions, rate of return and annual costs of pension benefits is comprehensive and complex. Detailed plan information is covered in Note 6 (pgs.18-35) with additional information on pages 13-14 (items 6 & 8). Exhibits 8-10 (pgs. 40-42) also relate to pension analysis.

Exhibit 3 (pg. 6) *Balance Sheet-General Fund* is a modified accrual statement formatted to GASB requirements. This statement compares most closely with the fiscal year-end Balance Sheet presented to the Commission.

Exhibit 5 (pg.8) *Statement of Revenues, Expenditures and Changes in Fund Balances* is a snapshot of revenue & expense by source with a first look at the WIA Fund which accounts for deposits/expense of all Workforce funds, not just those that pass through the Commission.

Note 11 (pgs. 36-37) *Upcoming Pronouncements*. I spoke with Corbin about the five statements listed and impact to the Commission. No changes are required at this time.

Exhibit 7 (pgs.38-39) *Schedule of Revenues, Expenditures and Changes in Fund Balances-General Fund* is a more detailed look by source that compares to an Agency-Wide Revenue & Expense report. Only the Workforce

Strengthening the Region through Collaboration

Counties

Floyd | Giles
Montgomery | Pulaski

City

Radford

Towns

Blacksburg | Christiansburg
Floyd | Narrows | Pearisburg
Pembroke | Pulaski
Rich Creek

Higher Education

Virginia Tech
Radford University
New River Community College

funds that flow through the Commission are reflected here. See other financing sources - transfers, towards the end of the report.

Other:

Schedule of Federal Awards (pg.47)

A detailed look at direct federal dollars flowing through the agency. Of the reported \$4.5MM in federal funds, only \$294K are attributed to Commission programs.

Compliance:

Schedule of Findings and Questioned Costs (pgs. 48-49)

No significant deficiencies or non-compliance reported in internal controls over financial statements or federal awards. Section II (pg. 49) Financial statement finding. Material weakness-expertise of auditee. Note: On-going improvement taking place, particularly with WIA Fund accounting and reporting.

ROBINSON, FARMER, COX ASSOCIATES

CERTIFIED PUBLIC ACCOUNTANTS

A PROFESSIONAL LIMITED LIABILITY COMPANY

September 14, 2018

To the Members of the Board of Directors
New River Valley Regional Commission

We have audited the financial statements of the governmental activities, and each major fund of the New River Valley Regional Commission for the year ended June 30, 2018. Professional standards require that we provide you with information about our responsibilities under generally accepted auditing standards (and, if applicable, *Government Auditing Standards* and the Uniform Guidance), as well as certain information related to the planned scope and timing of our audit. We have communicated such information in our letter to you dated June 14, 2018. Professional standards also require that we communicate to you the following information related to our audit.

Significant Audit Matters

Qualitative Aspects of Accounting Practices

Management is responsible for the selection and use of appropriate accounting policies. The significant accounting policies used by the New River Valley Regional Commission are described in Note 1 to the financial statements. No new accounting policies were adopted and the application of existing policies was not changed during the year. We noted no transactions entered into by the New River Valley Regional Commission during the year for which there is a lack of authoritative guidance or consensus. All significant transactions have been recognized in the financial statements in the proper period.

Accounting estimates are an integral part of the financial statements prepared by management and are based on management's knowledge and experience about past and current events and assumptions about future events. Certain accounting estimates are particularly sensitive because of their significance to the financial statements and because of the possibility that future events affecting them may differ significantly from those expected. The most sensitive estimate affecting the financial statements was:

Management's estimate of the pension liability is based on calculations provided by the Virginia Retirement System (VRS). We evaluated the key factors and assumptions used to develop the retirement liability in determining that it is reasonable in relation to the financial statements taken as a whole.

The financial statement disclosures are neutral, consistent, and clear.

Difficulties Encountered in Performing the Audit

We encountered no significant difficulties in dealing with management in performing and completing our audit.

Corrected and Uncorrected Misstatements

Professional standards require us to accumulate all known and likely misstatements identified during the audit, other than those that are clearly trivial, and communicate them to the appropriate level of management. Management has corrected all such misstatements for presentation in the financial statements. A listing of our recommended audit adjustments is attached hereto.

Disagreements with Management

For purposes of this letter, a disagreement with management is a financial accounting, reporting, or auditing matter, whether or not resolved to our satisfaction, that could be significant to the financial statements or the auditor's report. We are pleased to report that no such disagreements arose during the course of our audit.

Management Representations

We have requested certain representations from management that are included in the management representation letter dated September 14, 2018.

Management Consultations with Other Independent Accountants

In some cases, management may decide to consult with other accountants about auditing and accounting matters, similar to obtaining a “second opinion” on certain situations. If a consultation involves application of an accounting principle to the New River Valley Regional Commission’s financial statements or a determination of the type of auditor’s opinion that may be expressed on those statements, our professional standards require the consulting accountant to check with us to determine that the consultant has all the relevant facts. To our knowledge, there were no such consultations with other accountants.

Other Audit Findings or Issues

We generally discuss a variety of matters, including the application of accounting principles and auditing standards, with management each year prior to retention as the New River Valley Regional Commission’s auditors. However, these discussions occurred in the normal course of our professional relationship and our responses were not a condition to our retention.

Other Matters

We applied certain limited procedures to the budgetary comparison schedule and the schedules related to pension funding, as presented in the financial report, which is required supplementary information (RSI) that supplements the basic financial statements. Our procedures consisted of inquiries of management regarding the methods of preparing the information and comparing the information for consistency with management’s responses to our inquiries, the basic financial statements, and other knowledge we obtained during our audit of the basic financial statements. We did not audit the pension funding schedules and do not express an opinion or provide any assurance on this RSI. The budgetary comparison schedule has been subjected to the auditing procedures applied in the audit of the basic financial statements and we have issued an in relation opinion on same.

We were engaged to report on the schedule of federal expenditures, which accompany the financial statements but are not RSI. With respect to this supplementary information, we made certain inquiries of management and evaluated the form, content, and methods of preparing the information to determine that the information complies with accounting principles generally accepted in the United States of America, the method of preparing it has not changed from the prior period, and the information is appropriate and complete in relation to our audit of the financial statements. We compared and reconciled the supplementary information to the underlying accounting records used to prepare the financial statements or to the financial statements themselves.

Restriction on Use

This information is intended solely for the information and use of the Board of Directors and management of the New River Valley Regional Commission and is not intended to be, and should not be, used by anyone other than these specified parties.

Very truly yours,

Robinson, Fauner, Cox Associates

September 14, 2018

NEW RIVER VALLEY REGIONAL COMMISSION

FINANCIAL REPORT

FOR THE FISCAL YEAR ENDED JUNE 30, 2018

NEW RIVER VALLEY REGIONAL COMMISSION
 FINANCIAL REPORT
 FOR THE FISCAL YEAR ENDED JUNE 30, 2018

TABLE OF CONTENTS

FINANCIAL SECTION

	<u>Exhibit</u>	<u>Page</u>
Independent Auditors' Report		1-3
Basic Financial Statements:		
Government-Wide Financial Statements:		
Statement of Net Position	1	4
Statement of Activities	2	5
Fund Financial Statements:		
Balance Sheet - Governmental Funds	3	6
Reconciliation of the Balance Sheet of Governmental Funds to the Statement Of Net Position	4	7
Statement of Revenues, Expenditures and Changes in Fund Balances - Governmental Funds	5	8
Reconciliation of the Statement of Revenues, Expenditures, and Changes in Fund Balances of Governmental Funds to the Statement of Activities	6	9
Notes to the Financial Statements		10-37
Required Supplementary Information:		
Schedule of Revenues, Expenditures and Changes in Fund Balances - Budget and Actual: General Fund	7	38-39
Schedule of Changes in Net Pension Liability/Asset and Related Ratios.....	8	40
Schedule of Employer Contributions - Pension Plan.....	9	41
Notes to Required Supplementary Information	10	42

COMPLIANCE SECTION

Independent Auditors' Report on Internal Control over Financial Reporting and on Compliance and Other Matters Based on an Audit of Financial Statements Performed in Accordance with <i>Government Auditing Standards</i>		43-44
Independent Auditors' Report on Compliance for Each Major Program and on Internal Control over Compliance Required by Uniform Guidance		45-46
Schedule of Expenditures of Federal Awards		47
Schedule of Findings and Questioned Costs		48-49

ROBINSON, FARMER, COX ASSOCIATES

A PROFESSIONAL LIMITED LIABILITY COMPANY

CERTIFIED PUBLIC ACCOUNTANTS

Independent Auditors' Report

To the Members of the Board
New River Valley Regional Commission
Radford, Virginia

Report on the Financial Statements

We have audited the accompanying financial statements of the governmental activities and each major fund of the New River Valley Regional Commission, as of and for the year ended June 30, 2018, and the related notes to the financial statements, which collectively comprise the Commission's basic financial statements as listed in the table of contents.

Management's Responsibility for the Financial Statements

Management is responsible for the preparation and fair presentation of these financial statements in accordance with accounting principles generally accepted in the United States of America; this includes the design, implementation, and maintenance of internal control relevant to the preparation and fair presentation of financial statements that are free from material misstatement, whether due to fraud or error.

Auditors' Responsibility

Our responsibility is to express opinions on these financial statements based on our audit. We conducted our audit in accordance with auditing standards generally accepted in the United States of America; the standards applicable to financial audits contained in *Government Auditing Standards*, issued by the Comptroller General of the United States; and the *Specifications for Audits of Authorities, Boards, and Commissions*, issued by the Auditor of Public Accounts of the Commonwealth of Virginia. Those standards require that we plan and perform the audit to obtain reasonable assurance about whether the financial statements are free from material misstatement.

An audit involves performing procedures to obtain audit evidence about the amounts and disclosures in the financial statements. The procedures selected depend on the auditors' judgment, including the assessment of the risks of material misstatement of the financial statements, whether due to fraud or error. In making those risk assessments, the auditor considers internal control relevant to the entity's preparation and fair presentation of the financial statements in order to design audit procedures that are appropriate in the circumstances, but not for the purpose of expressing an opinion on the effectiveness of the entity's internal control. Accordingly, we express no such opinion. An audit also includes evaluating the appropriateness of accounting policies used and the reasonableness of significant accounting estimates made by management, as well as evaluating the overall presentation of the financial statements.

We believe that the audit evidence we have obtained is sufficient and appropriate to provide a basis for our audit opinions.

Opinions

In our opinion, the financial statements referred to above present fairly, in all material respects, the respective financial position of the governmental activities and each major fund of the New River Valley Regional Commission, as of June 30, 2018, and the respective changes in financial position thereof for the year then ended in accordance with accounting principles generally accepted in the United States of America.

Other Matters

Required Supplementary Information

Accounting principles generally accepted in the United States of America require that the budgetary comparison information and schedules related to pension on pages 38-39 and 40-42 be presented to supplement the basic financial statements. Such information, although not a part of the basic financial statements, is required by the Governmental Accounting Standards Board, who considers it to be an essential part of financial reporting for placing the basic financial statements in an appropriate operational, economic, or historical context. We have applied certain limited procedures to the required supplementary information in accordance with auditing standards generally accepted in the United States of America, which consisted of inquiries of management about the methods of preparing the information and comparing the information for consistency with management's responses to our inquiries, the basic financial statements, and other knowledge we obtained during our audit of the basic financial statements. We do not express an opinion or provide any assurance on the information because the limited procedures do not provide us with sufficient evidence to express an opinion or provide any assurance. The budgetary comparison information has been subjected to the auditing procedures applied in the audit of the basic financial statements and, in our opinion, is fairly stated in all material respects in relation to the basic financial statements taken as a whole.

Management has omitted management's discussion and analysis that accounting principles generally accepted in the United States of America require to be presented to supplement the basic financial statements. Such missing information, although not a part of the basic financial statements, is required by the Governmental Accounting Standards Board who considers it to be an essential part of financial reporting for placing the basic financial statements in an appropriate operational, economic, or historical context. Our opinion on the basic financial statements is not affected by this missing information.

Supplementary and Other Information

Our audit was conducted for the purpose of forming opinions on the financial statements that collectively comprise the New River Valley Regional Commission's basic financial statements. The schedule of expenditures of federal awards is presented for purposes of additional analysis as required by Title 2 U.S. Code of Federal Regulations Part 200, *Uniform Administrative Requirements, Cost Principles, and Audit Requirements for Federal Awards*, and is also not a required part of the basic financial statements.

The schedule of expenditures of federal awards is the responsibility of management and was derived from and relate directly to the underlying accounting and other records used to prepare the basic financial statements. Such information has been subjected to the auditing procedures applied in the audit of the basic financial statements and certain additional procedures, including comparing and reconciling such information directly to the underlying accounting and other records used to prepare the basic financial statements or to the basic financial statements themselves, and other additional procedures in accordance with auditing standards generally accepted in the United States of America. In our opinion, the schedule of expenditures of federal awards is fairly stated in all material respects in relation to the basic financial statements as a whole.

Other Reporting Required by *Government Auditing Standards*

In accordance with *Government Auditing Standards*, we have also issued our report dated September 14, 2018, on our consideration of the New River Valley Regional Commission's internal control over financial reporting and on our tests of its compliance with certain provisions of laws, regulations, contracts, and grant agreements and other matters. The purpose of that report is solely to describe the scope of our testing of internal control over financial reporting and compliance and the results of that testing, and not to provide an opinion on the effectiveness of the New River Valley Regional Commission's internal control over financial reporting or on compliance. That report is an integral part of an audit performed in accordance with *Government Auditing Standards* in considering New River Valley Regional Commission's internal control over financial reporting and compliance.

Robinson, Farmer, Cox Associates

Blacksburg, Virginia
September 14, 2018

New River Valley Regional Commission
Statement of Net Position
June 30, 2018

		Governmental Activities
ASSETS		
Cash and cash equivalents	\$	348,664
Investments		103,070
Accounts receivable		79,273
Due from other governmental units		796,683
Prepaid items		714
Net pension asset		117,989
Total assets	\$	1,446,393
DEFERRED OUTFLOWS OF RESOURCES		
Pension contributions subsequent to measurement date	\$	24,823
Items related to measurement of net pension asset		29,193
Total deferred outflows of resources	\$	54,016
LIABILITIES		
Accounts payable	\$	438,918
Accrued unemployment liability		23,925
Unearned revenue		25,330
Noncurrent liabilities:		
Due within one year		58,996
Due in more than one year		19,665
Total liabilities	\$	566,834
DEFERRED INFLOWS OF RESOURCES		
Items related to measurement of net pension asset	\$	45,761
NET POSITION		
Restricted	\$	26,674
Unrestricted		861,140
Total net position	\$	887,814

The notes to the financial statements are an integral part of this statement.

New River Valley Regional Commission
Statement of Activities
For the Year Ended June 30, 2018

	Program Revenues			Net (Expense) Revenue and Changes in Net Position
<u>Functions/Programs</u>	<u>Expenses</u>	<u>Charges for Services</u>	<u>Operating Grants and Contributions</u>	<u>Governmental Activities</u>
Primary Government:				
Governmental activities:				
Health and welfare	\$ 2,153,478	\$ -	\$ 4,287,035	\$ 2,133,557
Community development	3,145,385	412,078	623,849	(2,109,458)
Total governmental activities	\$ 5,298,863	\$ 412,078	\$ 4,910,884	\$ 24,099
General revenues:				
Miscellaneous				\$ 88,881
Total general revenues				\$ 88,881
Change in net position				112,980
Net position - beginning				774,834
Net position - ending				887,814

The notes to the financial statements are an integral part of this statement.

New River Valley Regional Commission
Balance Sheet
Governmental Funds
At June 30, 2018

ASSETS	General Fund	WIA Fund	Total
Cash and cash equivalents	\$ 314,882	\$ 33,782	\$ 348,664
Investments	103,070	-	103,070
Accounts receivable	74,834	4,439	79,273
Internal balances	328,995	(328,995)	-
Prepaid items	714	-	714
Due from other governmental units	177,955	618,728	796,683
Total assets	\$ 1,000,450	\$ 327,954	\$ 1,328,404
LIABILITIES			
Current liabilities:			
Accounts payable	\$ 129,992	\$ 308,926	\$ 438,918
Accrued unemployment liability	23,925	-	23,925
Unearned revenue	25,330	-	25,330
Total liabilities	\$ 179,247	\$ 308,926	\$ 488,173
FUND BALANCE			
Nonspendable	\$ 714	\$ -	\$ 714
Restricted:			
Workforce Investment Act	-	19,028	19,028
ARC Funding	3,411	-	3,411
Smart Beginnings	790	-	790
Renew the New	3,445	-	3,445
Unassigned	812,843	-	812,843
Total fund balance	\$ 821,203	\$ 19,028	\$ 840,231
Total liabilities and fund balance	\$ 1,000,450	\$ 327,954	\$ 1,328,404

The accompanying notes to financial statements are an integral part of this statement.

New River Valley Regional Commission
 Reconciliation of the Balance Sheet of Governmental Funds
 To the Statement of Net Position
 June 30, 2018

Amounts reported for governmental activities in the statement of net position are different because:

Total fund balances per Exhibit 3 - Balance Sheet	\$	840,231
The net pension asset is not an available resource and, therefore, is not reported in the funds.		117,989
Pension contributions subsequent to the measurement date will be a increase in the net pension asset in the next fiscal year and, therefore, are not reported in the funds.		24,823
Items related to measurement of the net pension liability are considered deferred outflows or deferred inflows and will be amortized and recognized in pension expense over future years.		
Deferred outflows of resources	\$ 29,193	
Deferred inflows of resources	<u>(45,761)</u>	(16,568)
Long-term liabilities are not due and payable in the current period and therefore are not reported in the funds.		
Compensated absences		\$ <u>(78,661)</u>
Net position of governmental activities	\$	<u><u>887,814</u></u>

The notes to the financial statements are an integral part of this statement.

New River Valley Regional Commission
Statement of Revenues, Expenditures and Changes in Fund Balances
Governmental Funds
For the Year Ended June 30, 2018

	General Fund	WIA Fund	Total
Revenues:			
Charges for services	\$ 412,078	\$ -	\$ 412,078
Contributions from localities	231,668	-	231,668
Miscellaneous revenue	6,648	82,233	88,881
Intergovernmental	392,181	4,287,035	4,679,216
 Total revenues	 \$ 1,042,575	 \$ 4,369,268	 \$ 5,411,843
Expenditures:			
Community Development	\$ 3,283,908	\$ -	\$ 3,283,908
Health and Welfare	-	2,153,478	2,153,478
 Total expenditures	 \$ 3,283,908	 \$ 2,153,478	 \$ 5,437,386
Excess (deficiency) of revenues over (under) expenditures	\$ (2,241,333)	\$ 2,215,790	\$ (25,543)
Other financing sources (uses)			
Transfers to (from) other funds	2,213,047	(2,213,047)	-
Excess (deficiency) of revenues over expenditures	\$ (28,286)	\$ 2,743	\$ (25,543)
Fund balance, beginning of year	849,489	16,285	865,774
Fund balance, end of year	\$ 821,203	\$ 19,028	\$ 840,231

The accompanying notes to financial statements are an integral part of this statement.

New River Valley Regional Commission
 Reconciliation of Statement of Revenues,
 Expenditures, and Changes in Fund Balances of Governmental Funds
 To the Statement of Activities
 For the Year Ended June 30, 2018

Amounts reported for governmental activities in the statement of activities are different because:

Net change in fund balances - total governmental funds	\$	(25,543)
Revenues in the statement of activities that do not provide current financial resources are not reported as revenues in the funds.		
Change in deferred inflows related to the measurement of the net pension asset		(27,114)
The net change in pension contributions subsequent to the measurement date will be an increase in the net pension asset in the next fiscal year and, therefore, are not reported in the funds.		
		(843)
Some expenses reported in the statement of activities do not require the use of current financial resources and, therefore are not reported as expenditures in governmental funds.		
Change in compensated absences	\$	(4,663)
Change in net OPEB obligation		135,396
Change in net pension asset		110,680
Change in deferred outflows related to measurement of net pension liability		(74,933)
		166,480
Change in net position of governmental activities	\$	112,980

The notes to the financial statements are an integral part of this statement.

NEW RIVER VALLEY REGIONAL COMMISSION

NOTES TO THE FINANCIAL STATEMENTS
JUNE 30, 2018

Note 1-Summary of Significant Accounting Policies:

The financial statements of the New River Valley Regional Commission (the Commission) conform to generally accepted accounting principles (GAAP) applicable to governmental units promulgated by the Governmental Accounting Standards Board (GASB). The following is a summary of the more significant policies:

A. **Financial Reporting Entity**

The New River Valley Regional Commission was formed pursuant Title 15.2, Chapter 42 of the *Code of Virginia, (1950) as amended*, to encourage and facilitate local government cooperation and state-local cooperation in addressing on a regional basis problems of greater than local significance. Functional areas in which the Commission may assist participating jurisdictions include, but are not limited to: (i) economic and physical infrastructure development; (ii) solid waste, water supply and other environmental management; (iii) transportation; (iv) criminal justice; (v) emergency management; (vi) human services; and (vii) recreation. The Commission was formed to serve the towns of Blacksburg, Christiansburg, Floyd, Narrows, Pearisburg, Pulaski and Rich Creek; the counties of Floyd, Giles, Montgomery and Pulaski; and the City of Radford.

The New River Valley Regional Commission's financial statements include the accounts of all the Commission's operations. The criteria for including organizations as component units within the Commission's reporting entity, as set forth in Section 2100 of GASB's Codification of Governmental Accounting and Financial Reporting Standards, include whether:

- the organization is legally separate (can sue and be sued in their own name)
- the Commission holds the corporate powers of the organization
- the Commission appoints a voting majority of the organization's board
- the Commission is able to impose its will on the organization
- the organization has the potential to impose a financial benefit/burden on the Commission
- there is fiscal dependency by the organization on the Commission

Based on the aforementioned criteria, the Commission has no component units.

B. **Government-wide and fund financial statements**

The government-wide financial statements (i.e., the statement of net position and the statement of activities) report information on all of the nonfiduciary activities of the Commission (primary government). For the most part, the effect of interfund activity has been removed from these statements. Exceptions to this general rule are other charges between the Commission's functions. Elimination of these charges would distort the direct costs and program revenues reported for the various functions concerned.

NEW RIVER VALLEY REGIONAL COMMISSION
NOTES TO THE FINANCIAL STATEMENTS
JUNE 30, 2018 (CONTINUED)

Note 1-Summary of Significant Accounting Policies: (continued)

B. Government-wide and fund financial statements (continued)

The Statement of Net Position is designed to display financial position of the primary government (governmental and business-type activities). Governments will report all capital assets in the government-wide Statement of Net Position and will report depreciation expense, the cost of "using up" capital assets, in the Statement of Activities. The net position of a government will be broken down into three categories - 1) net investment in capital assets; 2) restricted; and 3) unrestricted.

The government-wide Statement of Activities reports expenses and revenues in a format that focuses on the cost of each of the government's functions. The expense of individual functions is compared to the revenues generated directly by the functions (for instance, through user charges or intergovernmental grants).

The Statement of Activities demonstrates the degree to which the direct expenses of a given function or segment are offset by program revenues. *Direct expenses* are those that are clearly identifiable with a specific function or segment. *Program revenues* include 1) charges to customers or applicants who purchase, use, or directly benefit from goods, services, or privileges provided by a given function or segment and 2) grants and contributions that are restricted to meeting the operational or capital requirements of a particular function or segment. Other items not properly included among program revenues are reported instead as *general revenues*.

Major individual governmental funds are reported as separate columns in the fund financial statements.

C. Measurement focus, basis of accounting, and financial statement presentation

The government-wide financial statements are reported using the *economic resources measurement focus* and the *accrual basis of accounting*. Revenues are recorded when earned and expenses are recorded when a liability is incurred, regardless of the timing of related cash flows. Grants and similar items are recognized as revenue as soon as all eligibility requirements imposed by the provider have been met.

Governmental fund financial statements are reported using the *current financial resources measurement focus* and the *modified accrual basis of accounting*. Revenues are recognized as soon as they are both measurable and available. Revenues are considered to be *available* when they are collectible within the current period or soon enough thereafter to pay liabilities of the current period. For this purpose, the commission considers revenues to be available if they are collected within 60 days of the end of the current fiscal period. Expenditures generally are recorded when a liability is incurred, as under accrual accounting. However, debt service expenditures, as well as expenditures related to compensated absences and claims and judgments, are recorded only when payment is due.

Intergovernmental revenues, consisting primarily of federal, state and other grants for the purpose of funding specific expenditures, are recognized when earned or at the time of the specific expenditure. Revenues from general-purpose grants are recognized in the period to which the grant applies. All other revenue items are considered to be measurable and available only when the government receives cash.

NEW RIVER VALLEY REGIONAL COMMISSION
NOTES TO THE FINANCIAL STATEMENTS
JUNE 30, 2018 (CONTINUED)

Note 1-Summary of Significant Accounting Policies: (continued)

C. Measurement focus, basis of accounting, and financial statement presentation (continued)

The Commission reports the following major governmental funds:

The General Fund is the Commission's primary operating fund. It accounts for and reports all financial resources of the Commission, except those required to be accounted for in other funds.

The Workforce Investment Act Fund (WIA) accounts for and reports the deposit and expenditure of grant proceeds under the Workforce Investment Act programs.

D. Assets, liabilities, deferred outflows/inflows of resources, and net position/fund balance

1. *Cash and Cash Equivalents*

The Commission's cash and cash equivalents are considered to be cash on hand, demand deposits, and short-term investments with original maturities of three months or less from the date of acquisition.

2. *Receivables and payables*

Activity between funds that are representative of lending/borrowing arrangements outstanding at the end of the fiscal year are referred to as "due to/from other funds" (i.e., the current portion of interfund loans). All other outstanding balances between funds are reported as or "advances to/from other funds" (i.e., the noncurrent portion of interfund loans).

Advances between funds, as reported in the fund financial statements, are offset by a fund balance reserve account in applicable governmental funds to indicate that they are not available for appropriation and are not expendable available financial resources.

3. *Allowance for Uncollectible Accounts*

Accounts receivable are stated at book value utilizing the direct write-off method for uncollectible accounts. Uncollected balances have not been significant and no allowance for uncollectible accounts has been recorded.

4. *Use of Estimates*

The preparation of financial statements in conformity with U.S. generally accepted accounting principles requires management to make estimates and assumptions that affect certain reported amounts and disclosures. Accordingly, actual results could differ from those estimates.

NEW RIVER VALLEY REGIONAL COMMISSION
NOTES TO THE FINANCIAL STATEMENTS
JUNE 30, 2018 (CONTINUED)

Note 1-Summary of Significant Accounting Policies: (continued)

D. Assets, liabilities, deferred outflows/inflows of resources, and net position/fund balance (continued)

5. *Capital assets*

Capital assets, which include property, plant, and equipment, are reported in the governmental activities column in the government-wide financial statements. Capital assets are defined by the Commission as assets with an initial, individual cost of more than \$5,000 (amount not rounded) and an estimated useful life in excess of one year. Such assets are recorded at historical cost or estimated historical cost if purchased or constructed. Donated capital assets are recorded at estimated acquisition value at the date of donation.

The costs of normal maintenance and repairs that do not add to the value of the asset or materially extend the asset's life are not capitalized. Major outlays for capital assets and improvements are capitalized as projects are constructed. Property, plant, and equipment of the Commission are depreciated using the straight line method over the following estimated useful lives:

<u>Assets</u>	<u>Years</u>
Computer and related equipment	3-5
Furniture and fixtures	10
Vehicles	5

6. *Deferred Outflows/Inflows of Resources*

In addition to assets, the statement of financial position will sometimes report a separate section for deferred outflows of resources. This separate financial statement element, deferred outflows of resources, represents a consumption of net position that applies to a future period(s) and so will not be recognized as an outflow of resources (expense/expenditure) until then. The Commission only has one item that qualifies for reporting in this category. It is comprised of certain items related to the measurement of the net pension asset/liability. This includes differences between expected and actual experience. It is also comprised of contributions to the pension plan made during the current year and subsequent to the net pension asset/liability measurement date, which will be recognized as a reduction of the net pension asset/liability next fiscal year. For more detailed information on these items, reference the pension note.

In addition to liabilities, the statement of financial position will sometimes report a separate section for deferred inflows of resources. This separate financial statement element, deferred inflows of resources, represents an acquisition of net position that applies to a future period(s) and so will not be recognized as an inflow of resources (revenue) until that time. The Commission has one type of item that qualifies for reporting in this category. Certain items related to the measurement of the net pension asset/liability are reported as deferred inflows of resources. These include changes in assumptions and the net difference between projected and actual earnings on pension plan investments. For more detailed information on these items, reference the pension note.

NEW RIVER VALLEY REGIONAL COMMISSION
NOTES TO THE FINANCIAL STATEMENTS
JUNE 30, 2018 (CONTINUED)

Note 1-Summary of Significant Accounting Policies: (continued)

D. Assets, liabilities, deferred outflows/inflows of resources, and net position/fund balance (continued)

7. *Compensated Absences*

Vested or accumulated paid time off that is expected to be liquidated with expendable available financial resources is reported as an expenditure and a fund liability of the governmental fund that will pay it. The Commission accrues salary-related payments associated with the payment of compensated absences. All paid time off is accrued when incurred in the government-wide financial statements.

8. *Pensions*

For purposes of measuring the net pension liability, deferred outflows of resources and deferred inflows of resources related to pensions, and pension expense, information about the fiduciary net position of the Commission's Retirement Plan and the additions to/deductions from the Commission's Retirement Plan's net fiduciary position have been determined on the same basis as they were reported by the Virginia Retirement System (VRS). For this purpose, benefit payments (including refunds of employee contributions) are recognized when due and payable in accordance with the benefit terms. Investments are reported at fair value.

9. *Long-term obligations*

In the government-wide financial statements, long-term obligations are reported as liabilities in the statement of net position. In the fund financial statements, the face amount of debt issued is reported as other financing sources in the statement of revenues, expenditures and changes in fund balance and is not presented as a liability in the balance sheet.

10. *Fund equity*

The Commission reports Fund balance in accordance with provisions of GASB Statement 54, *Fund Balance Reporting and Governmental Fund Type Definitions*. The following classifications describe the relative strength of the spending constraints placed on the purposes for which resources can be used:

- Nonspendable fund balance - amounts that are not in spendable form (such as inventory and prepaids) or are required to be maintained intact (corpus of a permanent fund);
- Restricted fund balance - amounts constrained to specific purposes by their providers (such as grantors, bondholders, and higher levels of government), through constitutional provisions, or by enabling legislation;
- Committed fund balance - amounts constrained to specific purposes by a government itself, using its highest level of decision-making authority; to be reported as committed, amounts cannot be used for any other purpose unless the government takes the same highest level action to remove or change the constraint;
- Assigned fund balance - amounts a government intends to use for a specific purpose; intent can be expressed by the governing body or by an official or body to which the governing body delegates the authority;

NEW RIVER VALLEY REGIONAL COMMISSION
NOTES TO THE FINANCIAL STATEMENTS
JUNE 30, 2018 (CONTINUED)

Note 1-Summary of Significant Accounting Policies: (continued)

D. Assets, liabilities, deferred outflows/inflows of resources, and net position/fund balance (continued)

10. *Fund equity (continued)*

- Unassigned fund balance - amounts that are available for any purpose; positive amounts are only reported in the general fund.

When fund balance resources are available for a specific purpose in more than one classification, it is the Commission's policy to use the most restrictive funds first in the following order: restricted, committed, assigned, and unassigned as they are needed.

The Commission establishes (and modifies or rescinds) fund balance commitments by passage of a resolution. This is typically done through adoption and amendment of the budget. A fund balance commitment is further indicated in the budget document as a designation or commitment of the fund (such as for special incentives). Assigned fund balance is established by the Board of Directors through adoption or amendment of the budget as intended for specific purpose (such as the purchase of capital assets, construction, debt service, or for other purposes).

11. *Net Position*

Net position is the difference between assets and deferred outflows of resources and liabilities and deferred inflows of resources. Net position is divided into three components:

- Net investment in capital assets—consist of the historical cost of capital assets less accumulated depreciation and less any debt that remains outstanding that was used to finance those assets plus deferred outflows of resources less deferred inflows of resources related to those assets.
- Restricted—consist of assets that are restricted by the Commission's creditors (for example, through debt covenants), by the state enabling legislation (through restrictions on shared revenues), by grantors (both federal and state), and by other contributors.
- Unrestricted—all other net position is reported in this category.

12. *Net Position Flow Assumption*

Sometimes the Authority will fund outlays for a particular purpose from both restricted (e.g. restricted bond and grant proceeds) and unrestricted resources. In order to calculate the amounts to report as restricted - net position and unrestricted - net position in the financial statements, a flow assumption must be made about the order in which the resources are considered to be applied. It is the Commission's policy to consider restricted - net position to have been depleted before unrestricted - net position is applied.

NEW RIVER VALLEY REGIONAL COMMISSION
 NOTES TO THE FINANCIAL STATEMENTS
 JUNE 30, 2018 (CONTINUED)

Note 2-Deposits and Investments:

Deposits: Deposits with banks are covered by the Federal Deposit Insurance Corporation (FDIC) and collateralized in accordance with the Virginia Security for Public Deposits Act (the "Act"), Section 2.2-4400 et. seq. of the Code of Virginia. Under the Act, banks and savings institutions holding public deposits in excess of the amount insured by the FDIC must pledge collateral to the Commonwealth of Virginia Treasury Board. Financial Institutions may choose between two collateralization methodologies and depending upon that choice, will pledge collateral that ranges in the amounts from 50% to 130% of excess deposits. Accordingly, all deposits are considered fully collateralized.

Investments: Statutes authorize local governments and other public bodies to invest in obligations of the United States or agencies thereof, obligations of the Commonwealth of Virginia or political subdivisions thereof, obligations of the International Bank for Reconstruction and Development (World Bank), the Asian Development Bank, the African Development Bank, "prime quality" commercial paper and certain corporate notes, banker's acceptances, repurchase agreements, and the State Treasurer's Local Government Investment Pool (LGIP).

The investments, as reported in the financial statements as of June 30, 2018, consists of a non-negotiable certificate of deposit with an original maturity date of thirty months and has a balance of \$103,070 at year end.

Note 3-Due from Other Governmental Units:

The following amount represents payments due from other governmental units at year end:

	Amount Due
Local:	
Counties and Town	\$ 71,998
New River Valley MPO	14,508
New River Health District	7,994
Virginia's First Regional IFA	4,345
Roanoke Valley Alleghany Regional Commission	7,199
Commonwealth of Virginia:	
Categorical aid	43,422
Federal government:	
Categorical aid	647,217
Total	\$ 796,683

NEW RIVER VALLEY REGIONAL COMMISSION
NOTES TO THE FINANCIAL STATEMENTS
JUNE 30, 2018 (CONTINUED)

Note 4-Long-Term Obligations:

The following is a summary of long-term obligation transactions of the Commission for the year ended June 30, 2018.

	Balance			Balance		Amount Due
	July 1, 2017	Increases	Decreases	June 30, 2018	Within One Year	
Net OPEB Obligation	\$ 135,396	\$ -	\$ (135,396)	\$ -	\$ -	
Compensated Absences	73,998	60,162	(55,499)	78,661	58,996	
Total	\$ 209,394	\$ 60,162	\$ (190,895)	\$ 78,661	\$ 58,996	

The Commission terminated their other post-employment benefit program prior to the end of the fiscal year.

Note 5-Capital Assets:

Capital asset activity for the year ended June 30, 2018 was as follows:

	Beginning Balance	Increases	Decreases	Ending Balance
Capital assets, being depreciated:				
Vehicles	\$ 31,421	\$ -	\$ -	\$ 31,421
Accumulated depreciation:				
Vehicles	\$ (31,421)	\$ -	\$ -	\$ (31,421)
Total capital assets, net	\$ -	\$ -	\$ -	\$ -

All assets are currently fully depreciated and therefore no depreciation was expensed in the current year.

The remainder of the page left blank intentionally.

NEW RIVER VALLEY REGIONAL COMMISSION
 NOTES TO THE FINANCIAL STATEMENTS
 JUNE 30, 2018 (CONTINUED)

Note 6-Pension Plan:

Plan Description

All full-time, salaried employees of the Commission are automatically covered by a VRS Retirement Plan upon employment. This is an agent multiple-employer plan administered by the Virginia Retirement System (the System) along with plans for other employer groups in the Commonwealth of Virginia. Members earn one month of service credit for each month they are employed and for which they and their employer pays contributions to VRS. Members are eligible to purchase prior service, based on specific criteria as defined in the Code of Virginia, as amended. Eligible prior service that may be purchased includes prior public service, active military service, certain periods of leave, and previously refunded service.

The System administers three different benefit structures for covered employees - Plan 1, Plan 2, and Hybrid. Each of these benefit structures has different eligibility criteria. The specific information for each plan and the eligibility for covered groups within each plan are set out in the table below:

RETIREMENT PLAN PROVISIONS		
PLAN 1	PLAN 2	HYBRID RETIREMENT PLAN
<p>About Plan 1 Plan 1 is a defined benefit plan. The retirement benefit is based on a member's age, creditable service and average final compensation at retirement using a formula.</p>	<p>About Plan 2 Plan 2 is a defined benefit plan. The retirement benefit is based on a member's age, creditable service and average final compensation at retirement using a formula.</p>	<p>About the Hybrid Retirement Plan The Hybrid Retirement Plan combines the features of a defined benefit plan and a defined contribution plan.</p> <ul style="list-style-type: none"> • The defined benefit is based on a member's age, creditable service and average final compensation at retirement using a formula. • The benefit from the defined contribution component of the plan depends on the member and employer contributions made to the plan and the investment performance of those contributions.

NEW RIVER VALLEY REGIONAL COMMISSION
 NOTES TO THE FINANCIAL STATEMENTS
 JUNE 30, 2018 (CONTINUED)

Note 6-Pension Plan: (continued)

Plan Description (continued)

RETIREMENT PLAN PROVISIONS (CONTINUED)		
PLAN 1	PLAN 2	HYBRID RETIREMENT PLAN
		<ul style="list-style-type: none"> • In addition to the monthly benefit payment payable from the defined benefit plan at retirement, a member may start receiving distributions from the balance in the defined contribution account, reflecting the contributions, investment gains or losses, and any required fees.
<p>Eligible Members Employees are in Plan 1 if their membership date is before July 1, 2010, and they were vested as of January 1, 2013, and they have not taken a refund.</p> <p>Hybrid Opt-In Election VRS non-hazardous duty covered Plan 1 members were allowed to make an irrevocable decision to opt into the Hybrid Retirement Plan during a special election window held January 1 through April 30, 2014.</p> <p>The Hybrid Retirement Plan's effective date for eligible Plan 1 members who opted in was July 1, 2014.</p> <p>If eligible deferred members returned to work during the election window, they were also eligible to opt into the Hybrid Retirement Plan.</p>	<p>Eligible Members Employees are in Plan 2 if their membership date is on or after July 1, 2010, or their membership date is before July 1, 2010, and they were not vested as of January 1, 2013.</p> <p>Hybrid Opt-In Election Eligible Plan 2 members were allowed to make an irrevocable decision to opt into the Hybrid Retirement Plan during a special election window held January 1 through April 30, 2014.</p> <p>The Hybrid Retirement Plan's effective date for eligible Plan 2 members who opted in was July 1, 2014.</p> <p>If eligible deferred members returned to work during the election window, they were also eligible to opt into the Hybrid Retirement Plan.</p>	<p>Eligible Members Employees are in the Hybrid Retirement Plan if their membership date is on or after January 1, 2014. This includes:</p> <ul style="list-style-type: none"> • Political subdivision employees* • Members in Plan 1 or Plan 2 who elected to opt into the plan during the election window held January 1-April 30, 2014; the plan's effective date for opt-in members was July 1, 2014. <p>*Non-Eligible Members Some employees are not eligible to participate in the Hybrid Retirement Plan. They include:</p> <ul style="list-style-type: none"> • Political subdivision employees who are covered by enhanced benefits for hazardous duty employees.

NEW RIVER VALLEY REGIONAL COMMISSION
 NOTES TO THE FINANCIAL STATEMENTS
 JUNE 30, 2018 (CONTINUED)

Note 6-Pension Plan: (continued)

Plan Description (continued)

RETIREMENT PLAN PROVISIONS (CONTINUED)		
PLAN 1	PLAN 2	HYBRID RETIREMENT PLAN
<p>Hybrid Opt-In Election (Cont.) Members who were eligible for an optional retirement plan (ORP) and had prior service under Plan 1 were not eligible to elect the Hybrid Retirement Plan and remain as Plan 1 or ORP.</p>	<p>Hybrid Opt-In Election (Cont.) Members who were eligible for an optional retirement plan (ORP) and have prior service under Plan 2 were not eligible to elect the Hybrid Retirement Plan and remain as Plan 2 or ORP.</p>	<p>*Non-Eligible Members (Cont.) Those employees eligible for an optional retirement plan (ORP) must elect the ORP plan or the Hybrid Retirement Plan. If these members have prior service under Plan 1 or Plan 2, they are not eligible to elect the Hybrid Retirement Plan and must select Plan 1 or Plan 2 (as applicable) or ORP.</p>
<p>Retirement Contributions Employees contribute 5% of their compensation each month to their member contribution account through a pre-tax salary reduction. Member contributions are tax-deferred until they are withdrawn as part of a retirement benefit or as a refund. The employer makes a separate actuarially determined contribution to VRS for all covered employees. VRS invests both member and employer contributions to provide funding for the future benefit payment.</p>	<p>Retirement Contributions Employees contribute 5% of their compensation each month to their member contribution account through a pre-tax salary reduction.</p>	<p>Retirement Contributions A member's retirement benefit is funded through mandatory and voluntary contributions made by the member and the employer to both the defined benefit and the defined contribution components of the plan. Mandatory contributions are based on a percentage of the employee's creditable compensation and are required from both the member and the employer. Additionally, members may choose to make voluntary contributions to the defined contribution component of the plan, and the employer is required to match those voluntary contributions according to specified percentages.</p>

NEW RIVER VALLEY REGIONAL COMMISSION
 NOTES TO THE FINANCIAL STATEMENTS
 JUNE 30, 2018 (CONTINUED)

Note 6-Pension Plan: (continued)

Plan Description (continued)

RETIREMENT PLAN PROVISIONS (CONTINUED)		
PLAN 1	PLAN 2	HYBRID RETIREMENT PLAN
<p>Creditable Service Creditable service includes active service. Members earn creditable service for each month they are employed in a covered position. It also may include credit for prior service the member has purchased or additional creditable service the member was granted. A member's total creditable service is one of the factors used to determine their eligibility for retirement and to calculate their retirement benefit. It also may count toward eligibility for the health insurance credit in retirement, if the employer offers the health insurance credit.</p>	<p>Creditable Service Same as Plan 1.</p>	<p>Creditable Service <u>Defined Benefit Component:</u> Under the defined benefit component of the plan, creditable service includes active service. Members earn creditable service for each month they are employed in a covered position. It also may include credit for prior service the member has purchased or additional creditable service the member was granted. A member's total creditable service is one of the factors used to determine their eligibility for retirement and to calculate their retirement benefit. It also may count toward eligibility for the health insurance credit in retirement, if the employer offers the health insurance credit.</p> <p><u>Defined Contribution Component:</u> Under the defined contribution component, creditable service is used to determine vesting for the employer contribution portion of the plan.</p>

NEW RIVER VALLEY REGIONAL COMMISSION
 NOTES TO THE FINANCIAL STATEMENTS
 JUNE 30, 2018 (CONTINUED)

Note 6-Pension Plan: (continued)

Plan Description (continued)

RETIREMENT PLAN PROVISIONS (CONTINUED)		
PLAN 1	PLAN 2	HYBRID RETIREMENT PLAN
<p>Vesting Vesting is the minimum length of service a member needs to qualify for a future retirement benefit. Members become vested when they have at least five years (60 months) of creditable service. Vesting means members are eligible to qualify for retirement if they meet the age and service requirements for their plan. Members also must be vested to receive a full refund of their member contribution account balance if they leave employment and request a refund.</p> <p>Members are always 100% vested in the contributions that they make.</p>	<p>Vesting Same as Plan 1.</p>	<p>Vesting <u>Defined Benefit Component:</u> Defined benefit vesting is the minimum length of service a member needs to qualify for a future retirement benefit. Members are vested under the defined benefit component of the Hybrid Retirement Plan when they reach five years (60 months) of creditable service. Plan 1 or Plan 2 members with at least five years (60 months) of creditable service who opted into the Hybrid Retirement Plan remain vested in the defined benefit component.</p> <p><u>Defined Contribution Component:</u> Defined contribution vesting refers to the minimum length of service a member needs to be eligible to withdraw the employer contributions from the defined contribution component of the plan.</p> <p>Members are always 100% vested in the contributions that they make.</p>

NEW RIVER VALLEY REGIONAL COMMISSION
 NOTES TO THE FINANCIAL STATEMENTS
 JUNE 30, 2018 (CONTINUED)

Note 6-Pension Plan: (continued)

Plan Description (continued)

RETIREMENT PLAN PROVISIONS (CONTINUED)		
PLAN 1	PLAN 2	HYBRID RETIREMENT PLAN
<p>Vesting (Cont.)</p>	<p>Vesting (Cont.)</p>	<p>Vesting (Cont.) <u>Defined Contribution Component:</u> (Cont.) Upon retirement or leaving covered employment, a member is eligible to withdraw a percentage of employer contributions to the defined contribution component of the plan, based on service.</p> <ul style="list-style-type: none"> • After two years, a member is 50% vested and may withdraw 50% of employer contributions. • After three years, a member is 75% vested and may withdraw 75% of employer contributions. • After four or more years, a member is 100% vested and may withdraw 100% of employer contributions. <p>Distribution is not required by law until age 70½.</p>
<p>Calculating the Benefit The Basic Benefit is calculated based on a formula using the member's average final compensation, a retirement multiplier and total service credit at retirement. It is one of the benefit payout options available to a member at retirement.</p>	<p>Calculating the Benefit See definition under Plan 1.</p>	<p>Calculating the Benefit <u>Defined Benefit Component:</u> See definition under Plan 1.</p>

NEW RIVER VALLEY REGIONAL COMMISSION
 NOTES TO THE FINANCIAL STATEMENTS
 JUNE 30, 2018 (CONTINUED)

Note 6-Pension Plan: (continued)

Plan Description (continued)

RETIREMENT PLAN PROVISIONS (CONTINUED)		
PLAN 1	PLAN 2	HYBRID RETIREMENT PLAN
<p>Calculating the Benefit (Cont.) An early retirement reduction factor is applied to the Basic Benefit if the member retires with a reduced retirement benefit or selects a benefit payout option other than the Basic Benefit.</p>	<p>Calculating the Benefit (Cont.)</p>	<p>Calculating the Benefit (Cont.) <u>Defined Contribution Component:</u> The benefit is based on contributions made by the member and any matching contributions made by the employer, plus net investment earnings on those contributions.</p>
<p>Average Final Compensation A member's average final compensation is the average of the 36 consecutive months of highest compensation as a covered employee.</p>	<p>Average Final Compensation A member's average final compensation is the average of their 60 consecutive months of highest compensation as a covered employee.</p>	<p>Average Final Compensation Same as Plan 2. It is used in the retirement formula for the defined benefit component of the plan.</p>
<p>Service Retirement Multiplier VRS: The retirement multiplier is a factor used in the formula to determine a final retirement benefit. The retirement multiplier for non-hazardous duty members is 1.70%.</p> <p>Sheriffs and regional jail superintendents: The retirement multiplier for sheriffs and regional jail superintendents is 1.85%.</p> <p>Political subdivision hazardous duty employees: The retirement multiplier of eligible political subdivision hazardous duty employees other than sheriffs and regional jail superintendents is 1.70% or 1.85% as elected by the employer.</p>	<p>Service Retirement Multiplier VRS: Same as Plan 1 for service earned, purchased or granted prior to January 1, 2013. For non-hazardous duty members the retirement multiplier is 1.65% for creditable service earned, purchased or granted on or after January 1, 2013.</p> <p>Sheriffs and regional jail superintendents: Same as Plan 1.</p> <p>Political subdivision hazardous duty employees: Same as Plan 1.</p>	<p>Service Retirement Multiplier <u>Defined Benefit Component:</u> VRS: The retirement multiplier for the defined benefit component is 1.00%.</p> <p>For members who opted into the Hybrid Retirement Plan from Plan 1 or Plan 2, the applicable multipliers for those plans will be used to calculate the retirement benefit for service credited in those plans.</p> <p>Sheriffs and regional jail superintendents: Not applicable.</p> <p>Political subdivision hazardous duty employees: Not applicable.</p> <p>Defined Contribution Component: Not applicable.</p>

NEW RIVER VALLEY REGIONAL COMMISSION
 NOTES TO THE FINANCIAL STATEMENTS
 JUNE 30, 2018 (CONTINUED)

Note 6-Pension Plan: (continued)

Plan Description (continued)

RETIREMENT PLAN PROVISIONS (CONTINUED)		
PLAN 1	PLAN 2	HYBRID RETIREMENT PLAN
<p>Normal Retirement Age VRS: Age 65.</p> <p>Political subdivisions hazardous duty employees: Age 60.</p>	<p>Normal Retirement Age VRS: Normal Social Security retirement age.</p> <p>Political subdivisions hazardous duty employees: Same as Plan 1.</p>	<p>Normal Retirement Age <u>Defined Benefit Component:</u> VRS: Same as Plan 2.</p> <p>Political subdivisions hazardous duty employees: Not applicable.</p> <p><u>Defined Contribution Component:</u> Members are eligible to receive distributions upon leaving employment, subject to restrictions.</p>
<p>Earliest Unreduced Retirement Eligibility VRS: Age 65 with at least five years (60 months) of creditable service or at age 50 with at least 30 years of creditable service.</p> <p>Political subdivisions hazardous duty employees: Age 60 with at least five years of creditable service or age 50 with at least 25 years of creditable service.</p>	<p>Earliest Unreduced Retirement Eligibility VRS: Normal Social Security retirement age with at least five years (60 months) of creditable service or when their age and service equal 90.</p> <p>Political subdivisions hazardous duty employees: Same as Plan 1.</p>	<p>Earliest Unreduced Retirement Eligibility <u>Defined Benefit Component:</u> VRS: Normal Social Security retirement age and have at least five years (60 months) of creditable service or when their age and service equal 90.</p> <p>Political subdivisions hazardous duty employees: Not applicable.</p> <p><u>Defined Contribution Component:</u> Members are eligible to receive distributions upon leaving employment, subject to restrictions.</p>
<p>Earliest Reduced Retirement Eligibility VRS: Age 55 with at least five years (60 months) of creditable service or age 50 with at least 10 years of creditable service.</p>	<p>Earliest Reduced Retirement Eligibility VRS: Age 60 with at least five years (60 months) of creditable service.</p>	<p>Earliest Reduced Retirement Eligibility <u>Defined Benefit Component:</u> VRS: Age 60 with at least five years (60 months) of creditable service.</p>

NEW RIVER VALLEY REGIONAL COMMISSION
 NOTES TO THE FINANCIAL STATEMENTS
 JUNE 30, 2018 (CONTINUED)

Note 6-Pension Plan: (continued)

Plan Description (continued)

RETIREMENT PLAN PROVISIONS (CONTINUED)		
PLAN 1	PLAN 2	HYBRID RETIREMENT PLAN
<p>Earliest Reduced Retirement Eligibility (Cont.)</p> <p>Political subdivisions hazardous duty employees: 50 with at least five years of creditable service.</p>	<p>Earliest Reduced Retirement Eligibility (Cont.)</p> <p>Political subdivisions hazardous duty employees: Same as Plan 1.</p>	<p>Earliest Reduced Retirement Eligibility (Cont.)</p> <p>Political subdivisions hazardous duty employees: Not applicable.</p> <p><u>Defined Contribution Component:</u> Members are eligible to receive distributions upon leaving employment, subject to restrictions.</p>
<p>Cost-of-Living Adjustment (COLA) in Retirement The Cost-of-Living Adjustment (COLA) matches the first 3% increase in the Consumer Price Index for all Urban Consumers (CPI-U) and half of any additional increase (up to 4%) up to a maximum COLA of 5%.</p> <p><u>Eligibility:</u> For members who retire with an unreduced benefit or with a reduced benefit with at least 20 years of creditable service, the COLA will go into effect on July 1 after one full calendar year from the retirement date.</p> <p>For members who retire with a reduced benefit and who have less than 20 years of creditable service, the COLA will go into effect on July 1 after one calendar year following the unreduced retirement eligibility date.</p>	<p>Cost-of-Living Adjustment (COLA) in Retirement The Cost-of-Living Adjustment (COLA) matches the first 2% increase in the CPI-U and half of any additional increase (up to 2%), for a maximum COLA of 3%.</p> <p><u>Eligibility:</u> Same as Plan 1.</p>	<p>Cost-of-Living Adjustment (COLA) in Retirement <u>Defined Benefit Component:</u> Same as Plan 2.</p> <p><u>Defined Contribution Component:</u> Not applicable.</p> <p><u>Eligibility:</u> Same as Plan 1 and Plan 2.</p>

NEW RIVER VALLEY REGIONAL COMMISSION
 NOTES TO THE FINANCIAL STATEMENTS
 JUNE 30, 2018 (CONTINUED)

Note 6-Pension Plan: (continued)

Plan Description (continued)

RETIREMENT PLAN PROVISIONS (CONTINUED)		
PLAN 1	PLAN 2	HYBRID RETIREMENT PLAN
<p>Cost-of-Living Adjustment (COLA) in Retirement (Cont.)</p> <p><u>Exceptions to COLA Effective Dates:</u> The COLA is effective July 1 following one full calendar year (January 1 to December 31) under any of the following circumstances:</p> <ul style="list-style-type: none"> • The member is within five years of qualifying for an unreduced retirement benefit as of January 1, 2013. • The member retires on disability. • The member retires directly from short-term or long-term disability under the Virginia Sickness and Disability Program (VSDP). • The member is involuntarily separated from employment for causes other than job performance or misconduct and is eligible to retire under the Workforce Transition Act or the Transitional Benefits Program. • The member dies in service and the member's survivor or beneficiary is eligible for a monthly death-in-service benefit. The COLA will go into effect on July 1 following one full calendar year (January 1 to December 31) from the date the monthly benefit begins. 	<p>Cost-of-Living Adjustment (COLA) in Retirement (Cont.)</p> <p><u>Exceptions to COLA Effective Dates:</u> Same as Plan 1.</p>	<p>Cost-of-Living Adjustment (COLA) in Retirement (Cont.)</p> <p><u>Exceptions to COLA Effective Dates:</u> Same as Plan 1 and Plan 2.</p>

NEW RIVER VALLEY REGIONAL COMMISSION
 NOTES TO THE FINANCIAL STATEMENTS
 JUNE 30, 2018 (CONTINUED)

Note 6-Pension Plan: (continued)

Plan Description (continued)

RETIREMENT PLAN PROVISIONS (CONTINUED)		
PLAN 1	PLAN 2	HYBRID RETIREMENT PLAN
<p>Disability Coverage Members who are eligible to be considered for disability retirement and retire on disability, the retirement multiplier is 1.7% on all service, regardless of when it was earned, purchased or granted.</p>	<p>Disability Coverage Members who are eligible to be considered for disability retirement and retire on disability, the retirement multiplier is 1.65% on all service, regardless of when it was earned, purchased or granted.</p>	<p>Disability Coverage Employees of political subdivisions (including Plan 1 and Plan 2 opt-ins) participate in the Virginia Local Disability Program (VLDP) unless their local governing body provides an employer-paid comparable program for its members.</p> <p>Hybrid members (including Plan 1 and Plan 2 opt-ins) covered under VLDP are subject to a one-year waiting period before becoming eligible for non-work-related disability benefits.</p>
<p>Purchase of Prior Service Members may be eligible to purchase service from previous public employment, active duty military service, an eligible period of leave or VRS refunded service as creditable service in their plan. Prior creditable service counts toward vesting, eligibility for retirement and the health insurance credit. Only active members are eligible to purchase prior service. Members also may be eligible to purchase periods of leave without pay.</p>	<p>Purchase of Prior Service Same as Plan 1.</p>	<p>Purchase of Prior Service <u>Defined Benefit Component:</u> Same as Plan 1, with the following exceptions:</p> <ul style="list-style-type: none"> • Hybrid Retirement Plan members are ineligible for ported service. <p><u>Defined Contribution Component:</u> Not applicable.</p>

NEW RIVER VALLEY REGIONAL COMMISSION
NOTES TO THE FINANCIAL STATEMENTS
JUNE 30, 2018 (CONTINUED)

Note 6-Pension Plan: (continued)

Plan Description (continued)

Information about the VRS Political Subdivision Retirement Plan is also available in the separately issued VRS 2017 Comprehensive Annual Financial Report (CAFR). A copy of the 2017 VRS CAFR may be downloaded from the VRS website at <http://www.varetire.org/Pdf/Publications/2017-annual-report.pdf>, or by writing to the System's Chief Financial Officer at P.O. Box 2500, Richmond, VA 23218-2500.

Employees Covered by Benefit Terms

As of the June 30, 2017 actuarial valuation, the following employees were covered by the benefit terms of the pension plan:

	<u>Number</u>
Inactive members or their beneficiaries currently receiving benefits	11
Inactive members:	
Vested inactive members	7
Non-vested inactive members	7
Inactive members active elsewhere in VRS	<u>12</u>
Total inactive members	37
Active members	<u>15</u>
Total covered employees	<u>52</u>

Contributions

The contribution requirement for active employees is governed by §51.1-145 of the Code of Virginia, as amended, but may be impacted as a result of funding options provided to political subdivisions by the Virginia General Assembly. Employees are required to contribute 5.00% of their compensation toward their retirement. Prior to July 1, 2012, all or part of the 5.00% member contribution may have been assumed by the employer. Beginning July 1, 2012 new employees were required to pay the 5% member contribution. In addition, for existing employees, employers were required to begin making the employee pay the 5.00% member contribution. This could be phased in over a period of up to 5 years and the employer is required to provide a salary increase equal to the amount of the increase in the employee-paid member contribution.

The Commission's contractually required contribution rate for the year ended June 30, 2018 was 3.02% of covered employee compensation. This rate was based on an actuarially determined rate from an actuarial valuation as of June 30, 2015.

This rate, when combined with employee contributions, was expected to finance the costs of benefits earned by employees during the year, with an additional amount to finance any unfunded accrued liability. Contributions to the pension plan from the Commission were \$24,823 and \$25,666 for the years ended June 30, 2018 and June 30, 2017, respectively.

NEW RIVER VALLEY REGIONAL COMMISSION
NOTES TO THE FINANCIAL STATEMENTS
JUNE 30, 2018 (CONTINUED)

Note 6-Pension Plan: (continued)

Net Pension Liability

The New River Valley Regional Commission's net pension liability was measured as of June 30, 2017. The total pension liability used to calculate the net pension liability was determined by an actuarial valuation performed as of June 30, 2016, using updated actuarial assumptions, applied to all periods included in the measurement and rolled forward to the measurement date of June 30, 2017.

Actuarial Assumptions - General Employees

The total pension liability for General Employees in the Commission's Retirement Plan was based on an actuarial valuation as of June 30, 2016, using the Entry Age Normal actuarial cost method and the following assumptions, applied to all periods included in the measurement and rolled forward to the measurement date of June 30, 2017.

Inflation	2.5%
Salary increases, including inflation	3.5% - 4.75%
Investment rate of return	7.0%, net of pension plan investment expenses, including inflation*

* Administrative expenses as a percent of the market value of assets for the last experience study were found to be approximately 0.06% of the market assets for all of the VRS plans. This would provide an assumed investment return rate for GASB purposes of slightly more than the assumed 7.0%. However, since the difference was minimal, and a more conservative 7.0% investment return assumption provided a projected plan net position that exceeded the projected benefit payments, the long-term expected rate of return on investments was assumed to be 7.0% to simplify preparation of pension liabilities.

Mortality rates:

Largest 10 - Non-Hazardous Duty: 20% of deaths are assumed to be service related

Pre-Retirement:

RP-2014 Employee Rates to age 80, Healthy Annuitant Rates at ages 81 and older projected with scale BB to 2020; males 95% of rates; females 105% of rates.

Post-Retirement:

RP-2014 Employee Rates to age 49, Healthy Annuitant Rates at ages 50 and older projected with scale BB to 2020; males set forward 3 years; females 1.0% increase compounded from ages 70 to 90.

Post-Disablement:

RP-2014 Disability Mortality Rates projected with scale BB to 2020; males set forward 2 years, 110% of rates; females 125% of rates.

NEW RIVER VALLEY REGIONAL COMMISSION
 NOTES TO THE FINANCIAL STATEMENTS
 JUNE 30, 2018 (CONTINUED)

Note 6-Pension Plan: (continued)

Actuarial Assumptions - General Employees (continued)

All Others (Non 10 Largest) - Non-Hazardous Duty: 15% of deaths are assumed to be service related Pre-Retirement:

RP-2014 Employee Rates to age 80, Healthy Annuitant Rates at ages 81 and older projected with scale BB to 2020; males 95% of rates; females 105% of rates.

Post-Retirement:

RP-2014 Employee Rates to age 49, Healthy Annuitant Rates at ages 50 and older projected with scale BB to 2020; males set forward 3 years; females 1.0% increase compounded from ages 70 to 90.

Post-Disablement:

RP-2014 Disability Mortality Rates projected with scale BB to 2020; males set forward 2 years, 110% of rates; females 125% of rates.

The actuarial assumptions used in the June 30, 2016 valuation were based on the results of an actuarial experience study for the period from July 1, 2012 through June 30, 2016. Changes to the actuarial assumptions as a result of the experience study are as follows:

Largest 10 - Non-Hazardous Duty:

Mortality Rates (pre-retirement, post-retirement healthy, and disabled)	Updated to a more current mortality table - RP-2014 projected to 2020
Retirement Rates	Lowered rates at older ages and changed final retirement from 70 to 75
Withdrawal Rates	Adjusted rates to better fit experience at each year age and service through 9 years of service
Disability Rates	Lowered rates
Salary Scale	No change
Line of Duty Disability	Increased rate from 14% to 20%

All Others (Non 10 Largest) - Non-Hazardous Duty:

Mortality Rates (pre-retirement, post-retirement healthy, and disabled)	Updated to a more current mortality table - RP-2014 projected to 2020
Retirement Rates	Lowered rates at older ages and changed final retirement from 70 to 75
Withdrawal Rates	Adjusted rates to better fit experience at each year age and service through 9 years of service
Disability Rates	Lowered rates
Salary Scale	No change
Line of Duty Disability	Increased rate from 14% to 15%

NEW RIVER VALLEY REGIONAL COMMISSION
 NOTES TO THE FINANCIAL STATEMENTS
 JUNE 30, 2018 (CONTINUED)

Note 6-Pension Plan: (continued)

Long-Term Expected Rate of Return

The long-term expected rate of return on pension System investments was determined using a log-normal distribution analysis in which best-estimate ranges of expected future real rates of return (expected returns, net of pension System investment expense and inflation) are developed for each major asset class. These ranges are combined to produce the long-term expected rate of return by weighting the expected future real rates of return by the target asset allocation percentage and by adding expected inflation. The target asset allocation and best estimate of arithmetic real rates of return for each major asset class are summarized in the following table:

Asset Class (Strategy)	Target Allocation	Arithmetic Long-term Expected Rate of Return	Weighted Average Long-term Expected Rate of Return
Public Equity	40.00%	4.54%	1.82%
Fixed Income	15.00%	0.69%	0.10%
Credit Strategies	15.00%	3.96%	0.59%
Real Assets	15.00%	5.76%	0.86%
Private Equity	15.00%	9.53%	1.43%
Total	<u>100.00%</u>		<u>4.80%</u>
		Inflation	<u>2.50%</u>
		*Expected arithmetic nominal return	<u>7.30%</u>

* The above allocation provides a one-year return of 7.30%. However, one-year returns do not take into account the volatility present in each of the asset classes. In setting the long-term expected return for the system, stochastic projections are employed to model future returns under various economic conditions. The results provide a range of returns over various time periods that ultimately provide a median return of 6.83%, including expected inflation of 2.50%.

The remainder of the page left blank intentionally.

NEW RIVER VALLEY REGIONAL COMMISSION
NOTES TO THE FINANCIAL STATEMENTS
JUNE 30, 2018 (CONTINUED)

Note 6-Pension Plan: (continued)

Discount Rate

The discount rate used to measure the total pension liability was 7.00%. The projection of cash flows used to determine the discount rate assumed that System member contributions will be made per the VRS Statutes and the employer contributions will be made in accordance with the VRS funding policy at rates equal to the difference between actuarially determined contribution rates adopted by the VRS Board of Trustees and the member rate. Through the fiscal year ending June 30, 2019, the rate contributed by the employer for the New River Valley Regional Commission Retirement Plan will be subject to the portion of the VRS Board-certified rates that are funded by the Virginia General Assembly. From July 1, 2019 on, participating employers are assumed to contribute 100% of the actuarially determined contribution rates. Based on those assumptions, the pension plan's fiduciary net position was projected to be available to make all projected future benefit payments of current active and inactive employees. Therefore the long-term expected rate of return was applied to all periods of projected benefit payments to determine the total pension liability (asset).

Changes in Net Pension Liability (Asset)

	Increase (Decrease)		
	Total Pension Liability (a)	Plan Fiduciary Net Position (b)	Net Pension Liability(Asset) (a) - (b)
Balances at June 30, 2016	\$ 2,164,353	\$ 2,171,662	\$ (7,309)
Changes for the year:			
Service cost	\$ 63,594	\$ -	\$ 63,594
Interest	148,310	-	148,310
Changes in assumptions	(17,049)		
Differences between expected and actual experience	19,759	-	19,759
Contributions - employer	-	22,496	(22,496)
Contributions - employee	-	40,211	(40,211)
Net investment income	-	264,347	(264,347)
Benefit payments, including refunds of employee contributions	(91,265)	(91,265)	-
Administrative expenses	-	(1,525)	1,525
Other changes	-	(235)	235
Net changes	\$ 123,349	\$ 234,029	\$ (110,680)
Balances at June 30, 2017	\$ 2,287,702	\$ 2,405,691	\$ (117,989)

NEW RIVER VALLEY REGIONAL COMMISSION
 NOTES TO THE FINANCIAL STATEMENTS
 JUNE 30, 2018 (CONTINUED)

Note 6-Pension Plan: (continued)

Sensitivity of the Net Pension Liability (Asset) to Changes in the Discount Rate

The following presents the net pension liability (asset) of the Commission using the discount rate of 7.00%, as well as what the Commission's net pension liability (asset) would be if it were calculated using a discount rate that is one percentage point lower (6.00%) or one percentage point higher (8.00%) than the current rate:

	Rate		
	(6.00%)	(7.00%)	(8.00%)
New River Valley Regional Commission			
Net Pension Liability (Asset)	\$ 210,685	\$ (117,989)	\$ (385,207)

Pension Expense and Deferred Outflows of Resources and Deferred Inflows of Resources Related to Pensions

For the year ended June 30, 2018, the Commission recognized pension expense of \$13,863. At June 30, 2018, the Commission reported deferred outflows of resources and deferred inflows of resources related to pensions from the following sources:

	Deferred Outflows of Resources	Deferred Inflows of Resources
Differences between expected and actual experience	\$ 29,193	\$ -
Changes in assumptions	-	10,310
Net difference between projected and actual earnings on pension plan investments	-	35,451
Employer contributions subsequent to the measurement date	24,823	-
Total	\$ 54,016	\$ 45,761

NEW RIVER VALLEY REGIONAL COMMISSION
NOTES TO THE FINANCIAL STATEMENTS
JUNE 30, 2018 (CONTINUED)

Note 6-Pension Plan: (continued)

Pension Expense and Deferred Outflows of Resources and Deferred Inflows of Resources Related to Pensions (Continued)

\$24,823 reported as deferred outflows of resources related to pensions resulting from the Commission's contributions subsequent to the measurement date will be recognized as an addition of the Net Pension Asset in the fiscal year ended June 30, 2019. Other amounts reported as deferred outflows of resources and deferred inflows of resources related to pensions will be recognized in pension expense in future reporting periods as follows:

<u>Year ended June 30</u>	
2019	\$ (3,536)
2020	9,968
2021	(320)
2022	(22,680)
2023	-
Thereafter	-
Total	<u>\$ (16,568)</u>

Note 7-Risk Management:

The Commission is exposed to various risks of loss related to torts; theft of, damage to, and destruction of assets; errors and omissions; injuries to employees; and natural disasters. The Commission participates with other government entities in a public entity risk pool for their coverage of public officials and liability insurance with the Virginia Municipal Liability Pool. Each member of this risk pool jointly and severally agrees to assume, pay and discharge any liability. The Commission pays the Virginia Municipal Group contributions and assessments based upon classifications and rates into a designated cash reserve fund out of which expenses of the pool, claims and awards are to be paid. In the event of a loss, deficit, or depletion of all available excess insurance, the pool may assess all members in the proportion in which the premium of each bears to the total premiums of all members in the year in which such deficit occurs. The Commission carries insurance coverage for all other risk of loss. Settled claims have not exceeded coverage in the current or prior two fiscal years.

Note 8-Compensated Absences:

Commission employees earn paid time off each month at a scheduled rate in accordance with years of service. Accumulated unpaid paid time off is accrued when incurred. At June 30, 2018 the liability for accrued paid time off totaled \$78,661.

NEW RIVER VALLEY REGIONAL COMMISSION
NOTES TO THE FINANCIAL STATEMENTS
JUNE 30, 2018 (CONTINUED)

Note 9-Litigation:

At June 30, 2018, there were no matters of litigation involving the Commission which would materially affect the Commission's financial position should any court decision on pending matters not be favorable to the Commission.

Note 10-Allocation of Indirect Costs:

The Commission has entered into various agreements to assist the management of various projects and grants. The Commission charges for direct costs incurred plus a portion of indirect costs. Indirect costs are allocated on the ratio of the individual project's personnel services, including fringe benefits, to total personnel, including fringe benefits. For the period ending June 30, 2018, the Commission's overall indirect cost rate of 32.87% was calculated as follows:

Indirect costs	\$ 241,261
Total direct personnel, including fringe benefits	734,019
Rate	<u>32.87%</u>

Note 11-Upcoming Pronouncements:

Statement No. 83, Certain Asset Retirement Obligations, addresses accounting and financial reporting for certain asset retirement obligations (AROs). An ARO is a legally enforceable liability associated with the retirement of a tangible capital asset. A government that has legal obligations to perform future asset retirement activities related to its tangible capital assets should recognize a liability based on the guidance in this Statement. This Statement establishes criteria for determining the timing and pattern of recognition of a liability and a corresponding deferred outflow of resources for AROs. The requirements of this Statement are effective for reporting periods beginning after June 15, 2018.

Statement No. 84, Fiduciary Activities, establishes criteria for identifying fiduciary activities of all state and local governments. The focus of the criteria generally is on (1) whether a government is controlling the assets of the fiduciary activity and (2) the beneficiaries with whom a fiduciary relationship exists. Separate criteria are included to identify fiduciary component units and postemployment benefit arrangements that are fiduciary activities. This Statement describes four fiduciary funds that should be reported, if applicable: (1) pension (and other employee benefit) trust funds, (2) investment trust funds, (3) private-purpose trust funds, and (4) custodial funds. This Statement also provides for recognition of a liability to the beneficiaries in a fiduciary fund when an event has occurred that compels the government to disburse fiduciary resources. The requirements of this Statement are effective for reporting periods beginning after December 15, 2018.

Statement No. 87, Leases, increases the usefulness of governments' financial statements by requiring recognition of certain lease assets and liabilities for leases that previously were classified as operating leases and recognized as inflows of resources or outflows of resources based on the payment provisions of the contract. It establishes a single model for lease accounting based on the foundational principle that leases are financings of the right to use an underlying asset. Under this Statement, a lessee is required to recognize a lease liability and an intangible right-to-use lease asset, and a lessor is required to recognize a lease receivable and a deferred inflow of resources, thereby enhancing the relevance and consistency of information about governments' leasing activities. The requirements of this Statement are effective for reporting periods beginning after December 15, 2019.

NEW RIVER VALLEY REGIONAL COMMISSION
NOTES TO THE FINANCIAL STATEMENTS
JUNE 30, 2018 (CONTINUED)

Note 11-Upcoming Pronouncements: (continued)

Statement No. 88, Certain Disclosures Related to Debt, Including Direct Borrowings and Direct Placements, clarifies which liabilities governments should include when disclosing information related to debt. It defines debt for purposes of disclosure in notes to financial statements as a liability that arises from a contractual obligation to pay cash (or other assets that may be used in lieu of cash) in one or more payments to settle an amount that is fixed at the date the contractual obligation is established. The Statement requires that additional essential information related to debt be disclosed in notes to financial statements, including unused lines of credit; assets pledged as collateral for the debt; and terms specified in debt agreements related to significant events of default with finance-related consequences, significant termination events with finance-related consequences, and significant subjective acceleration clauses. For notes to financial statements related to debt, it requires that existing and additional information be provided for direct borrowings and direct placements of debt separately from other debt. The requirements of this Statement are effective for reporting periods beginning after June 15, 2018.

Statement No. 89, Accounting for Interest Cost Incurred Before the End of a Construction Period, enhances the relevance and comparability of information about capital assets and the cost of borrowing for a reporting period and simplifies accounting for interest cost incurred before the end of a construction period. Such interest cost includes all interest that previously was accounted for in accordance with the requirements of paragraphs 5-22 of Statement No. 62, Codification of Accounting and Financial Reporting Guidance Contained in Pre-November 30, 1989 FASB and AICPA Pronouncements, which are superseded by this Statement. This Statement requires that interest cost incurred before the end of a construction period be recognized as an expense in the period in which the cost is incurred for financial statements prepared using the economic resources measurement focus. As a result, interest cost incurred before the end of a construction period will not be included in the historical cost of a capital asset reported in a business-type activity or enterprise fund. This Statement also reiterates that in financial statements prepared using the current financial resources measurement focus, interest cost incurred before the end of a construction period should be recognized as an expenditure on a basis consistent with governmental fund accounting principles. The requirements of this Statement are effective for reporting periods beginning after December 15, 2019.

Management is currently evaluating the impact these standards will have on the financial statements when adopted.

New River Valley Regional Commission
 Schedule of Revenues, Expenditures and Changes in Fund Balances -- General Fund
 Budget and Actual
 For the Year Ended June 30, 2018

	Original Budget	Final Budget	Actual	Variance Favorable (Unfavorable)
Revenues:				
Revenue from local sources:				
Charges for services	\$ 540,698	\$ 540,698	\$ 412,078	\$ (128,620)
Contributions from localities	231,183	231,183	231,668	485
Miscellaneous revenue	-	-	6,648	6,648
Total revenue from local sources	\$ 771,881	\$ 771,881	\$ 650,394	\$ (121,487)
Intergovernmental:				
Revenue from the Commonwealth:				
Categorical aid:				
DHCD grants (administrative)	\$ 75,971	\$ 75,971	\$ 75,971	\$ -
DEQ Grant	8,000	8,000	5,800	(2,200)
Dept. of Conservation and Recreation	-	-	750	750
VHDA	-	-	2,622	2,622
Virginia Department of Transportation	27,600	27,600	12,815	(14,785)
Total revenue from the Commonwealth	\$ 111,571	\$ 111,571	\$ 97,958	\$ (13,613)
Revenue from the federal government:				
Categorical aid:				
ARC grant	\$ 87,668	\$ 87,668	\$ 172,965	\$ 85,297
Federal Department of Transportation	110,400	110,400	51,258	(59,142)
EDA grant	70,000	70,000	70,000	-
Total revenue from the federal government	\$ 268,068	\$ 268,068	\$ 294,223	\$ 26,155
Total revenues	\$ 1,151,520	\$ 1,151,520	\$ 1,042,575	\$ (108,945)

New River Valley Regional Commission
Schedule of Revenues, Expenditures and Changes in Fund Balances -- General Fund
Budget and Actual
For the Year Ended June 30, 2018

	Original Budget	Final Budget	Actual	Variance Favorable (Unfavorable)
Expenditures:				
Community Development:				
Personnel	\$ 1,104,578	\$ 1,104,578	\$ 1,092,723	\$ 11,855
Fringe benefits	333,943	333,943	319,163	14,780
Office rent	68,354	68,354	65,201	3,153
Telephone	49,462	49,462	21,610	27,852
Office supplies	43,297	43,297	31,461	11,836
Postage	2,575	2,575	1,918	657
Printing	7,200	7,200	5,666	1,534
Advertising	10,000	10,000	23,296	(13,296)
Travel	51,650	51,650	49,116	2,534
Equipment maintenance and rent	18,569	18,569	11,476	7,093
Dues and publications	20,760	20,760	16,097	4,663
Training	21,000	21,000	9,797	11,203
Meeting expense	22,000	22,000	18,664	3,336
Insurance	5,600	5,600	5,103	497
Contractual services	1,608,656	1,608,656	1,598,176	10,480
Audit fee	14,500	14,500	9,373	5,127
Miscellaneous	6,149	6,149	5,068	1,081
Total expenditures	\$ 3,388,293	\$ 3,388,293	\$ 3,283,908	\$ 104,385
Excess (deficiency) of revenues over (under) expenditures	\$ (2,236,773)	\$ (2,236,773)	\$ (2,241,333)	\$ (4,560)
Other financing sources (uses)				
Transfers (to)from other funds	\$ 2,251,050	\$ 2,251,050	\$ 2,213,047	\$ (38,003)
Net change in fund balance	\$ 14,277	\$ 14,277	\$ (28,286)	\$ (42,563)
Fund balance, beginning of year	-	-	849,489	849,489
Fund balance, end of year	\$ 14,277	\$ 14,277	\$ 821,203	\$ 806,926

New River Valley Regional Commission
 Schedule of Changes in Net Pension Liability (Asset) and Related Ratios
 For the Years Ended June 30, 2015 through June 30, 2018

	2017	2016	2015	2014
Total pension liability				
Service cost	\$ 63,594	\$ 60,289	\$ 58,178	\$ 73,896
Interest	148,310	135,569	144,082	134,557
Changes of assumptions	(17,049)	-	-	-
Differences between expected and actual experience	19,759	78,828	(238,023)	-
Benefit payments, including refunds of employee contributions	(91,265)	(94,061)	(77,634)	(67,136)
Net change in total pension liability	\$ 123,349	\$ 180,625	\$ (113,397)	\$ 141,317
Total pension liability - beginning	2,164,353	1,983,728	2,097,125	1,955,808
Total pension liability - ending (a)	<u>\$ 2,287,702</u>	<u>\$ 2,164,353</u>	<u>\$ 1,983,728</u>	<u>\$ 2,097,125</u>
Plan fiduciary net position				
Contributions - employer	\$ 22,496	\$ 47,681	\$ 45,215	\$ 43,157
Contributions - employee	40,211	41,419	33,981	31,093
Net investment income	264,347	37,797	94,586	279,654
Benefit payments, including refunds of employee contributions	(91,265)	(94,061)	(77,634)	(67,136)
Administrative expense	(1,525)	(1,321)	(1,274)	(1,486)
Other	(235)	(16)	(22)	15
Net change in plan fiduciary net position	\$ 234,029	\$ 31,499	\$ 94,852	\$ 285,297
Plan fiduciary net position - beginning	2,171,662	2,140,163	2,045,311	1,760,014
Plan fiduciary net position - ending (b)	<u>\$ 2,405,691</u>	<u>\$ 2,171,662</u>	<u>\$ 2,140,163</u>	<u>\$ 2,045,311</u>
Political subdivision's net pension liability (asset) - ending (a) - (b)	\$ (117,989)	\$ (7,309)	\$ (156,435)	\$ 51,814
Plan fiduciary net position as a percentage of the total pension asset	105.16%	100.34%	107.89%	97.53%
Covered payroll	\$ 849,852	\$ 749,202	\$ 702,092	\$ 621,860
Political subdivision's net pension asset as a percentage of covered payroll	13.88%	0.98%	22.28%	-8.33%

Schedule is intended to show information for 10 years. Information prior to the 2014 valuation is not available. However, additional years will be included as they become available.

New River Valley Regional Commission
 Schedule of Employer Contributions - Pension Plan
 For the Years Ended June 30, 2009 through June 30, 2018

Date	Contractually Required Contribution (1)	Contributions in Relation to Contractually Required Contribution (2)	Contribution Deficiency (Excess) (3)	Employer's Covered Payroll (4)	Contributions as a % of Covered Payroll (5)
2018	\$ 24,823	\$ 24,823	\$ -	\$ 821,954	3.02%
2017	25,666	25,666	-	849,852	3.02%
2016	47,681	47,681	-	749,202	6.60%
2015	45,215	45,215	-	702,092	6.60%
2014	43,157	43,157	-	621,860	6.94%
2013	52,783	52,783	-	760,566	6.94%
2012	6,930	6,930	-	699,991	0.99%
2011	6,261	6,261	-	632,395	0.99%
2010	22,299	22,299	-	571,770	3.90%
2009	24,132	24,132	-	618,771	3.90%

Current year contributions are from the Commission's records and prior year contributions are from the VRS actuarial valuation performed each year.

New River Valley Regional Commission
Notes to Required Supplementary Information
For the Year Ended June 30, 2018

WIA Fund Budget:

The WIA Fund is not legally required to adopt a budget, thus eliminating the requirement to present budgetary comparison information.

Pension Plan:

Changes of benefit terms - There have been no actuarially material changes to the System benefit provisions since the prior actuarial valuation. The 2014 valuation includes Hybrid Retirement Plan members for the first time. The hybrid plan applies to most new employees hired on or after January 1, 2014 and not covered by enhanced hazardous duty benefits. Because this was a new benefit and the number of participants was relatively small, the impact on the liabilities as of the measurement date of June 30, 2017 are not material.

Changes of assumptions - The following changes in actuarial assumptions were made effective June 30, 2016 based on the most recent experience study of the System for the four-year period ending June 30, 2016:

Largest 10 - Non-Hazardous Duty:

Mortality Rates (pre-retirement, post-retirement)	Updated to a more current mortality table - RP-2014
Retirement Rates	Lowered rates at older ages and changed final retirement
Withdrawal Rates	Adjusted rates to better fit experience at each year age and
Disability Rates	Lowered rates
Salary Scale	No change
Line of Duty Disability	Increased rate from 14% to 20%

Largest 10 - Hazardous Duty:

Mortality Rates (pre-retirement, post-retirement)	Updated to a more current mortality table - RP-2014
Retirement Rates	Lowered rates at older ages
Withdrawal Rates	Adjusted rates to better fit experience
Disability Rates	Increased rates
Salary Scale	No change
Line of Duty Disability	Increased rate from 60% to 70%

All Others (Non 10 Largest) - Non-Hazardous Duty:

Mortality Rates (pre-retirement, post-retirement)	Updated to a more current mortality table - RP-2014
Retirement Rates	Lowered rates at older ages and changed final retirement
Withdrawal Rates	Adjusted rates to better fit experience at each year age and
Disability Rates	Lowered rates
Salary Scale	No change
Line of Duty Disability	Increased rate from 14% to 15%

All Others (Non 10 Largest) - Hazardous Duty:

Mortality Rates (pre-retirement, post-retirement)	Updated to a more current mortality table - RP-2014
Retirement Rates	Increased age 50 rates, and lowered rates at older ages
Withdrawal Rates	Adjusted rates to better fit experience at each year age and
Disability Rates	Adjusted rates to better fit experience
Salary Scale	No change
Line of Duty Disability	Decreased rate from 60% to 45%

ROBINSON, FARMER, COX ASSOCIATES

A PROFESSIONAL LIMITED LIABILITY COMPANY

CERTIFIED PUBLIC ACCOUNTANTS

Independent Auditors' Report on Internal Control over Financial Reporting and on Compliance and Other Matters Based on an Audit of Financial Statements Performed in Accordance with *Government Auditing Standards*

To the Members of the Board
New River Valley Regional Commission
Radford, Virginia

We have audited, in accordance with the auditing standards generally accepted in the United States of America; the standards applicable to financial audits contained in *Government Auditing Standards*, issued by the Comptroller General of the United States; and the *Specifications for Audits of Authorities, Boards and Commissions*, issued by the Auditor of Public Accounts of the Commonwealth of Virginia, the financial statements of the governmental activities and each major fund of New River Valley Regional Commission as of and for the year ended June 30, 2018, and the related notes to the financial statements, which collectively comprise New River Valley Regional Commission's basic financial statements and have issued our report thereon dated September 14, 2018.

Internal Control over Financial Reporting

In planning and performing our audit of the financial statements, we considered New River Valley Regional Commission's internal control over financial reporting (internal control) to determine the audit procedures that are appropriate in the circumstances for the purpose of expressing our opinions on the financial statements, but not for the purpose of expressing an opinion on the effectiveness of New River Valley Regional Commission's internal control. Accordingly, we do not express an opinion on the effectiveness of New River Valley Regional Commission's internal control.

A *deficiency in internal control* exists when the design or operation of a control does not allow management or employees, in the normal course of performing their assigned functions, to prevent, or detect and correct, misstatements on a timely basis. A *material weakness* is a deficiency, or a combination of deficiencies, in internal control such that there is a reasonable possibility that a material misstatement of the entity's financial statements will not be prevented, or detected and corrected on a timely basis. A *significant deficiency* is a deficiency, or a combination of deficiencies, in internal control that is less severe than a material weakness, yet important enough to merit attention by those charged with governance.

Our consideration of internal control was for the limited purpose described in the first paragraph of this section and was not designed to identify all deficiencies in internal control that might be material weaknesses or significant deficiencies and therefore, material weaknesses or significant deficiencies may exist that have not been identified. However, as described in the accompanying schedule of findings and questioned costs, we identified certain deficiencies in internal control that we consider to be material weaknesses. [2018-001]

Compliance and Other Matters

As part of obtaining reasonable assurance about whether New River Valley Regional Commission's financial statements are free from material misstatement, we performed tests of its compliance with certain provisions of laws, regulations, contracts, and grant agreements, noncompliance with which could have a direct and material effect on the determination of financial statement amounts. However, providing an opinion on compliance with those provisions was not an objective of our audit, and accordingly, we do not express such an opinion. The results of our tests disclosed no instances of noncompliance or other matters that are required to be reported under *Government Auditing Standards*.

New River Valley Regional Commission's Response to Findings

New River Valley Regional Commission's response to the findings identified in our audit is described in the accompanying schedule of findings and questioned costs. New River Valley Regional Commission's response was not subjected to the auditing procedures applied in the audit of the financial statements and, accordingly, we express no opinion on it.

Purpose of this Report

The purpose of this report is solely to describe the scope of our testing of internal control and compliance and the results of that testing, and not to provide an opinion on the effectiveness of the entity's internal control or on compliance. This report is an integral part of an audit performed in accordance with *Government Auditing Standards* in considering the entity's internal control and compliance. Accordingly, this communication is not suitable for any other purpose.

Robinson, Farmer, Cox Associates

Blacksburg, Virginia
September 14, 2018

ROBINSON, FARMER, COX ASSOCIATES

A PROFESSIONAL LIMITED LIABILITY COMPANY

CERTIFIED PUBLIC ACCOUNTANTS

Independent Auditors' Report on Compliance for Each Major Program and on Internal Control over Compliance Required by the Uniform Guidance

To the Members of the Board
New River Valley Regional Commission
Radford, Virginia

Report on Compliance for Each Major Federal Program

We have audited the New River Valley Regional Commission's compliance with the types of compliance requirements described in the *OMB Compliance Supplement* that could have a direct and material effect on each of the New River Valley Regional Commission's major federal programs for the year ended June 30, 2018. New River Valley Regional Commission's major federal programs are identified in the summary of auditors' results section of the accompanying schedule of findings and questioned costs.

Management's Responsibility

Management is responsible for compliance with federal statutes, regulations, and the terms and conditions of its federal awards applicable to its federal programs.

Auditors' Responsibility

Our responsibility is to express an opinion on compliance for each of the New River Valley Regional Commission's major federal programs based on our audit of the types of compliance requirements referred to above. We conducted our audit of compliance in accordance with auditing standards generally accepted in the United States of America; the standards applicable to financial audits contained in *Government Auditing Standards*, issued by the Comptroller General of the United States; and the audit requirements of Title 2 U.S. *Code of Federal Regulations* Part 200, *Uniform Administrative Requirements, Cost Principles, and Audit Requirements for Federal Awards* (Uniform Guidance). Those standards and the Uniform Guidance require that we plan and perform the audit to obtain reasonable assurance about whether noncompliance with the types of compliance requirements referred to above that could have a direct and material effect on a major federal program occurred. An audit includes examining, on a test basis, evidence about the New River Valley Regional Commission's compliance with those requirements and performing such other procedures as we considered necessary in the circumstances.

We believe that our audit provides a reasonable basis for our opinion on compliance for each major federal program. However, our audit does not provide a legal determination of the New River Valley Regional Commission's compliance.

Opinion on Each Major Federal Program

In our opinion, the New River Valley Regional Commission complied, in all material respects, with the types of compliance requirements referred to above that could have a direct and material effect on each of its major federal programs for the year ended June 30, 2018.

Report on Internal Control over Compliance

Management of the New River Valley Regional Commission is responsible for establishing and maintaining effective internal control over compliance with the types of compliance requirements referred to above. In planning and performing our audit of compliance, we considered the New River Valley Regional Commission's internal control over compliance with the types of requirements that could have a direct and material effect on each major federal program to determine the auditing procedures that are appropriate in the circumstances for the purpose of expressing an opinion on compliance for each major federal program and to test and report on internal control over compliance in accordance with the Uniform Guidance, but not for the purpose of expressing an opinion on the effectiveness of internal control over compliance. Accordingly, we do not express an opinion on the effectiveness of the New River Valley Regional Commission's internal control over compliance.

A deficiency in internal control over compliance exists when the design or operation of a control over compliance does not allow management or employees, in the normal course of performing their assigned functions, to prevent, or detect and correct, noncompliance with a type of compliance requirement of a federal program on a timely basis. *A material weakness in internal control over compliance* is a deficiency, or a combination of deficiencies, in internal control over compliance, such that there is a reasonable possibility that material noncompliance with a type of compliance requirement of a federal program will not be prevented, or detected and corrected, on a timely basis. *A significant deficiency in internal control over compliance* is a deficiency, or a combination of deficiencies, in internal control over compliance with a type of compliance requirement of a federal program that is less severe than a material weakness in internal control over compliance, yet important enough to merit attention by those charged with governance.

Our consideration of internal control over compliance was for the limited purpose described in the first paragraph of this section and was not designed to identify all deficiencies in internal control over compliance that might be material weaknesses or significant deficiencies. We did not identify any deficiencies in internal control over compliance that we consider to be material weaknesses. However, material weaknesses may exist that have not been identified.

The purpose of this report on internal control over compliance is solely to describe the scope of our testing of internal control over compliance and the results of that testing based on the requirements of the Uniform Guidance. Accordingly, this report is not suitable for any other purpose.

Robinson, Farmer, Cox Associates

Blacksburg, Virginia
September 14, 2018

New River Valley Regional Commission
Schedule of Expenditures of Federal Awards
For the Year Ended June 30, 2018

Federal Grantor/ Pass-through Grantor/ Program or Cluster Title	Federal CFDA Number	Pass-through Entity Identifying Number	Federal Expenditures	Expenditures to Suprecipients
Department of Labor:				
Direct Payments:				
H-1B Job Training Grants	17.268	Not applicable	\$ 1,821,508	355,587
Pass-through payments from:				
Commonwealth of Virginia - Virginia Community College System:				
County of Pulaski, Virginia:				
Workforce Innovation and Opportunity Act (WIOA) (Cluster)				
WIA/WIOA Adult Program	17.258	AA-28347-16-55-A-51 /AA-30941-17-55-A-51 AA-28347-16-55-A-51	\$ 710,198	616,447
WIA/WIOA Dislocated Worker Formula Grants	17.278	/AA-30941-17-55-A-51 /AA-26810-15-55-A-51	801,395	580,876
WIA/WIOA Youth Activities	17.259	AA-28347-16-55-A-51 /AA-30941-17-55-A-51	918,203	759,433
Total Workforce Innovation and Opportunity Act (WIOA) (Cluster)			\$ 2,429,796	
Commonwealth of Virginia - Department for Aging and Rehabilitative Services:				
Employment Service/Wagner-Peyser Funded Activities	17.207	Not available	8,515	
Total Department of Labor			\$ 4,259,819	
Department of Education				
Pass-through payments from:				
Commonwealth of Virginia - Department for Aging and Rehabilitative Services:				
Rehabilitation Services Demonstration and Training Programs	84.235	Not available	\$ 23,994	22,201
Total Department of Education			\$ 23,994	
Social Security Administration:				
Direct Payments:				
Social Security State Grants for Work Incentives Assistance to Disable Beneficiaries	96.009	Not available	\$ 3,222	
Appalachian Regional Commission:				
Direct Payments:				
Appalachian Local Development District Assistance	23.009	Not applicable	\$ 172,965	
Department of Transportation				
Pass-through payments from:				
Virginia Department of Transportation Highway Planning and Construction	20.205	Not available	\$ 51,258	
Department of Commerce:				
Direct Payments:				
Economic Development - Support for Planning Organizations	11.302	Not applicable	\$ 70,000	
Total Expenditures of Federal Awards			\$ 4,581,258	\$ 1,978,957

See accompanying notes to schedule of expenditures of federal awards.

Notes to Schedule of Expenditures of Federal Awards

Note A-Basis of Presentation

The accompanying schedule of expenditures of federal awards (the Schedule) includes the federal grant activity of the New River Valley Regional Commission under programs of the federal government for the year ended June 30, 2018. The information in the Schedule is presented in accordance with the requirements of the Office of Management and Budgets Uniform Guidance. Because the Schedule presents only a selected portion of the operations of the New River Valley Regional Commission, it is not intended to and does not present the financial position, changes in net position, or cash flows of the New River Valley Regional Commission.

Note B-Summary of Significant Accounting Policies

(1) Expenditures reported on the Schedule are reported on the accrual basis of accounting. Such expenditures are recognized following the cost principles contained in OMB's Uniform Guidance, wherein certain types of expenditures are not allowed or are limited as to reimbursement.

(2) Pass-through entity identifying numbers are presented where available.

Note C-De Minimis Cost Rate:

The Commission did not elect to use the 10-percent de minimis indirect cost rate allowed under Uniform Guidance.

Note D-Relationship to the Financial Statements:

Intergovernmental federal revenues per the basic financial statements:	
General Fund	\$ 294,223
WIA Fund	<u>4,287,035</u>
Total	<u>\$ 4,581,258</u>

New River Valley Regional Commission
 Schedule of Findings and Questioned Costs
 For the Year Ended June 30, 2018

Section I - Summary of Auditors' Results

Financial Statements

Type of auditors' report issued:	Unmodified
Internal control over financial reporting:	
Material weakness(es) identified?	Yes
Significant deficiency(ies) identified ?	None reported
Noncompliance material to financial statements noted?	No

Federal Awards

Internal control over major programs:	
Material weakness(es) identified?	No
Significant deficiency(ies) identified ?	None reported
Type of auditors' report issued on compliance for major programs:	Unmodified
Any audit findings disclosed that are required to be reported in accordance with 2 CFR section 200.516 (a)?	No

Identification of major programs:

CFDA #	Name of Federal Program or Cluster
17.268	H-1B Job Training Grants
17.258/17.259/17.278	Workforce Innovation and Opportunity Act (WIOA)

Dollar threshold used to distinguish between Type A and Type B programs	\$750,000
Auditee qualified as low-risk auditee?	No

New River Valley Regional Commission
Schedule of Findings and Questioned Costs
For the Year Ended June 30, 2018 (Continued)

Section II - Financial Statement Findings

2018-001

Criteria:	Per Statement on Auditing Standards 115, an auditee should have sufficient expertise in the selection and application of accounting principles used in the preparation of the annual financial report.
Condition:	The auditee does not possess sufficient expertise in the selection and application of accounting principles to ensure the annual financial report meets all applicable standards promulgated by Generally Accepted Accounting Standards (GAAS) and the Governmental Accounting Standards Board (GASB).
Effect:	There is a reasonable possibility that a material misstatement of the financial statements will not be prevented or detected by the entity's internal controls over financial reporting.
Cause:	The auditee is small and does not have staff with significant experience in preparing financial statements in accordance with current reporting standards. As such, the auditee relies on the auditor for technical advice related to same.
Recommendation:	The auditor recommends that the auditee review audit adjustments annually and replicate same in future periods to the extent possible. It is noted that the auditee has made great strides in posting year end adjustments and is gaining a good understanding of the year end audit process.
Management's Response	To comply with Standard 115, we would be required to hire staff and/or consultants with expertise in the preparation of financial statements using standards referred to above. The additional cost required exceeds any identified benefits. As such, management will continue to review year end audit entries and will work toward preparing financials statements in accordance with current reporting standards in future periods.

Section III - Federal Award Findings and Questioned Costs

There are no federal award findings and questioned costs to report.

Section IV - Status of Prior Audit Findings

Finding 2017-001 from fiscal year 2017 is recurring in fiscal year 2018 as 2018-001.



6580 Valley Center Drive | Suite 124 | Radford, VA 24141 | 540-639-9313

NRVRC.ORG

MEMORANDUM

To: NRVRC Board Members
From: Patrick O'Brien, Regional Planner
Date: November 19, 2018
Re: 2018-19 EDA CEDS Update- Committee Members

Each year the New River Valley Regional Commission reviews and updates the region's Comprehensive Economic Development Strategy (CEDS). The purpose of the CEDS is to continue federal and local partnerships to address economic development in the region. The CEDS also serves to document the planning efforts to identify economic development needs in the region, which is required for grant applications to the US Department of Commerce, Economic Development Administration and the Appalachian Regional Commission.

The Commission is designated as an Economic Development District (EDD) and is required to engage a CEDS Committee of regional representatives from public and private sector organizations and businesses, who assist in developing the updates to the CEDS document. Many current members of the CEDS committee have been very supportive, with good attendance at committee meetings last year, and those unable to attend participating through email review of CEDS documents.

The committee discussed an effort to increase attendance at the upcoming cycle of CEDS committee meetings, in order to maximize participation during the five-year 'overhaul' of the CEDS document. The attached notes describe changes for this year's CEDS committee, including adding a request to send alternates to represent important organizations if the main CEDS committee member cannot attend a meeting.

The proposed CEDS Committee list for the 2018-19 update cycle is also attached for your review. As noted above, several organizations are requested to send an alternate to upcoming meetings. Gary Forget, of Volvo Trucks, has left the region, creating an open space for a representative of the region's manufacturers to join the committee. Staff is seeking Commissioner input on other individuals that may be appropriate to invite to join the CEDS committee, and provide their expertise on regional economic development issues.

Strengthening the Region through Collaboration

Counties

Floyd | Giles
Montgomery | Pulaski
City
Radford

Towns

Blacksburg | Christiansburg
Floyd | Narrows | Pearisburg
Pembroke | Pulaski
Rich Creek

Higher Education

Virginia Tech
Radford University
New River Community College

New River Valley

Comprehensive Economic Development Strategy Committee

CEDS 2018-19

Name	Principal Location	Career Field
Diane Akers	Town of Blacksburg	Economic Development
Peter Anderson	Pulaski County	Education
Kamala Bauers	Floyd County	Real Estate Development
Eric Bucey	Pulaski County	Small business development
Basil Edwards	City of Radford	Local Government Staff
Jonathan Everett	Town of Christiansburg	Finance/Young Professionals
Jim Flowers	Virginia Tech	Incubator Manager
Nichole Hair	Town of Pulaski	Local government staff
Mack Hilton	City of Radford	Retired Dentist
Marty Holliday	NRV-MR WDB	Workforce Development Board
Charlie Jewell Alternate requested	City of Radford	Economic Development
Susan Kidd	Town of Narrows	Local Government Staff
Tommy Lofflin	Town of Christiansburg	Finance
Jim Loux	Pulaski County	Exporting Business
Ernie Maddy	Town of Christiansburg	Community development finance
Robert McAden	Town of Blacksburg (NRV)	Technology business organization
Michael Miller	Montgomery County	University Licensing
Rebecca Phillips	Pulaski Town (NRV)	Education (Governor's School)
Gary Reedy	Floyd County	Telecommunications
Mark Rowh Alternate requested	Pulaski County	Education
Michael Solomon	Pulaski County	Economic Development
Scott Tate Alternate requested	Virginia Tech	Economic development
Rick Weaver	Montgomery County	Education
Peggy White	Pulaski County	Chamber of Commerce

Notes from 6-22-18 CEDS Committee meeting

Present: Jim Flowers, Nichole Hair, Susan Kidd, Jim Loux, Ernie Maddy, Robert McAden, Gary Reedy, Scott Tate

Staff: Patrick O'Brien

The group discussed strategies to increase participation and attendance at CEDS committee meetings. While the member roster represents an appropriate mix of regional stakeholders, busy schedules and lack of participation have decreased attendance, and may affect the overall input into the CEDS process. The group discussed several candidates for new members who may be more willing to participate (especially to represent manufacturing firms), and ideas for ways to encourage greater participation, including:

- Encourage members to suggest replacement members if they no longer wish to attend
- Encourage members to send alternates from their organizations if their schedule does not allow participation
- Rotate meeting location to highlight interesting developments/facilities around the region
- Personal outreach to members who haven't participated lately to understand what can be done better